

*STATISTICAL REPORT*

*OF*

*GRADES AWARDED*

*2019-20/II*



**DECEMBER -2020**

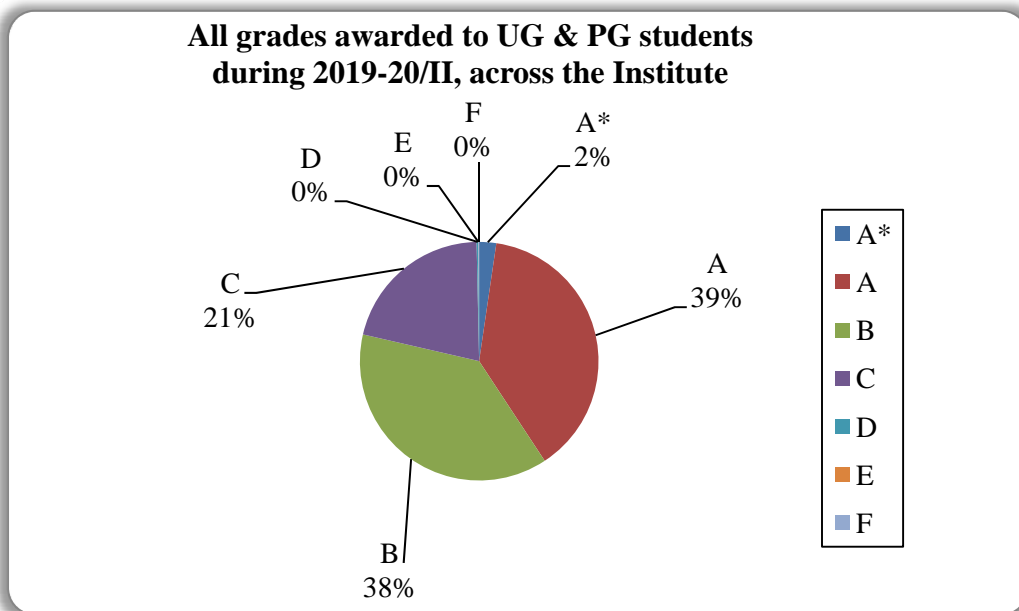
*Office of the Dean of Academic Affairs*

*Indian Institute of Technology Kanpur*

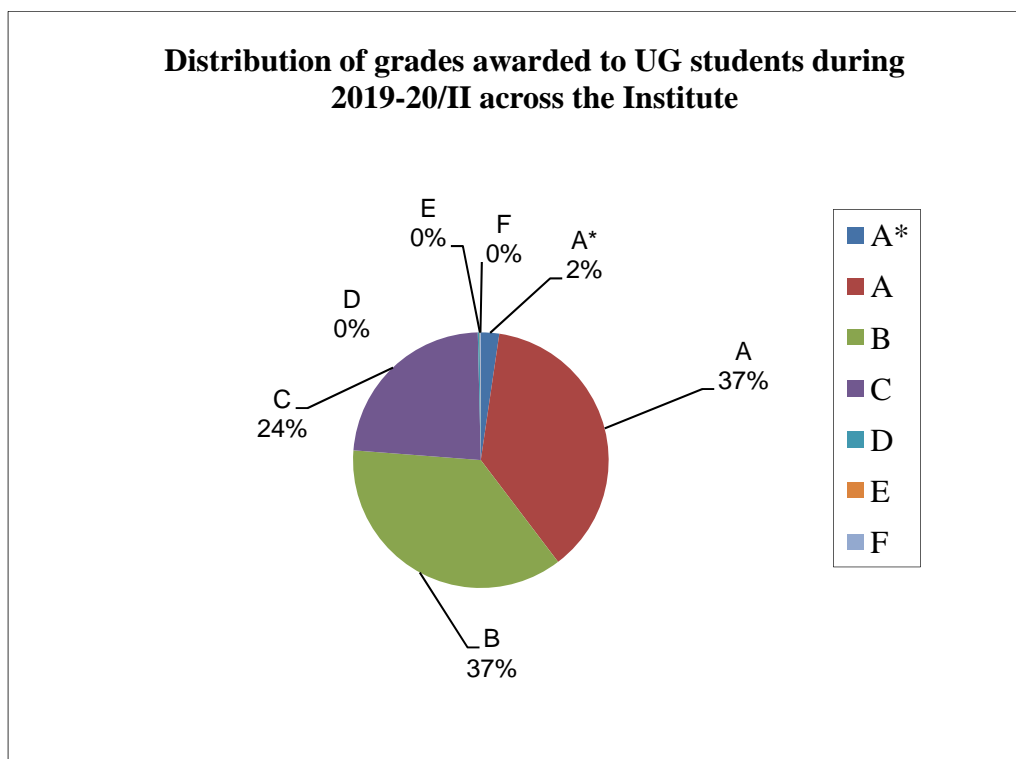
# LIST OF CONTENTS

---

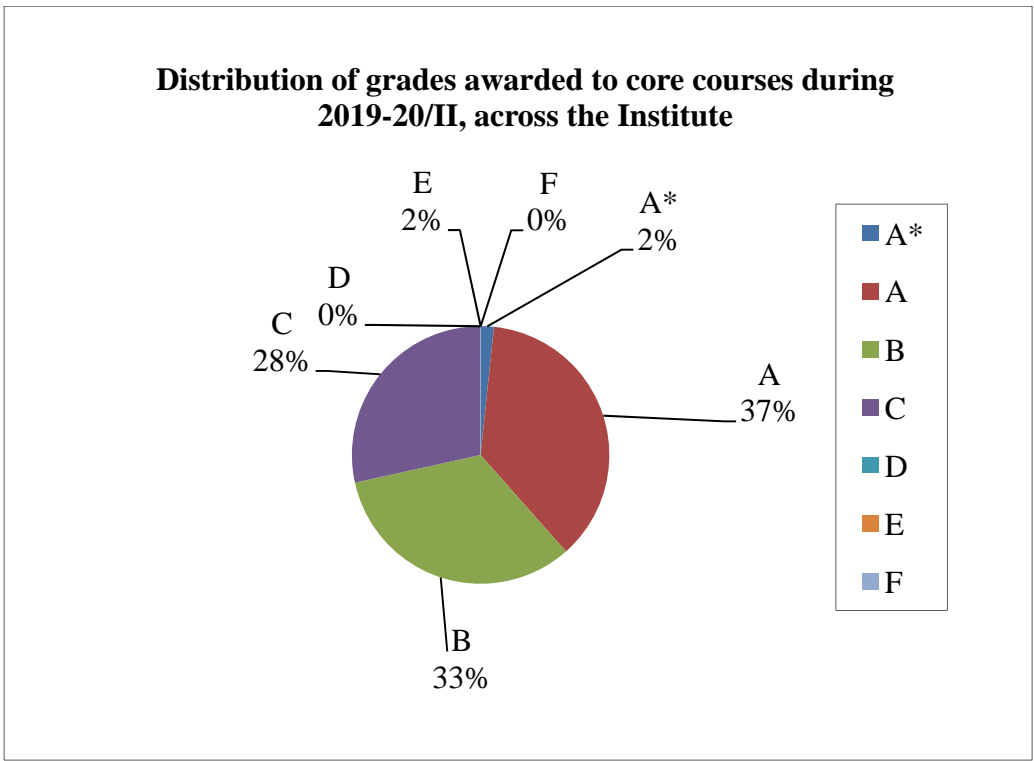
S.No.	CONTENTS	Page No.
1	<b>Figure 1: Distribution of all grades awarded to UG and PG students Across the institute.</b>	<b>1</b>
2	<b>Figure 2: Distribution of all grades awarded to UG students</b>	<b>1</b>
3	<b>Figure 3: Distribution of all Core courses grades awarded to UG students</b>	<b>2</b>
4	<b>Figure 4: Distribution of all grades awarded to PG students</b>	<b>2</b>
5	<b>Figure 5: Distribution of all grades awarded to UG students</b>	<b>3</b>
6	<b>Figure 6: Distribution of all grades awarded to PG students</b>	<b>4</b>
7	<b>Figure 7: AE department distribution of grades awarded to UG students</b>	<b>5</b>
8	<b>Figure 8: BSBE department distribution of grades awarded to UG students</b>	<b>5</b>
9	<b>Figure 9: CE department distribution of grades awarded to UG students</b>	<b>6</b>
10	<b>Figure 10: CGS department distribution of grades awarded to UG students</b>	<b>6</b>
11	<b>Figure 11: CHE department distribution of grades awarded to UG students</b>	<b>7</b>
12	<b>Figure 12: CHM department distribution of grades awarded to UG students</b>	<b>7</b>
13	<b>Figure 13: CSE department distribution of grades awarded to UG students</b>	<b>8</b>
14	<b>Figure 14: ECO department distribution of grades awarded to UG students</b>	<b>8</b>
15	<b>Figure 15: EE department distribution of grades awarded to UG students</b>	<b>9</b>
16	<b>Figure 16: ES department distribution of grades awarded to UG students</b>	<b>9</b>
17	<b>Figure 17: HSS department distribution of grades awarded to UG students</b>	<b>10</b>
18	<b>Figure 18: IME department distribution of grades awarded to UG students</b>	<b>10</b>
19	<b>Figure 19: Design department distribution of grades awarded to UG students</b>	<b>11</b>
20	<b>Figure 20: ME department distribution of grades awarded to UG students</b>	<b>11</b>
21	<b>Figure 21: MSE department distribution of grades awarded to UG students</b>	<b>12</b>
22	<b>Figure 22: MTH department distribution of grades awarded to UG students</b>	<b>12</b>
23	<b>Figure 23: NET department distribution of grades awarded to UG students</b>	<b>13</b>
24	<b>Figure 24: PHY department distribution of grades awarded to UG students</b>	<b>13</b>
25	<b>Figure 25: AE department distribution of grades awarded to PG students</b>	<b>14</b>
26	<b>Figure 26: BSBE department distribution of grades awarded to PG students</b>	<b>14</b>
27	<b>Figure 27: CE department distribution of grades awarded to PG students</b>	<b>15</b>
28	<b>Figure 28: CGS department distribution of grades awarded to PG students</b>	<b>15</b>
29	<b>Figure 29: CHE department distribution of grades awarded to PG students</b>	<b>16</b>
30	<b>Figure 30: CHM department distribution of grades awarded to PG students</b>	<b>16</b>
31	<b>Figure 31: CSE department distribution of grades awarded to PG students</b>	<b>17</b>
32	<b>Figure 32: ECO department distribution of grades awarded to PG students</b>	<b>17</b>
33	<b>Figure 33: EE department distribution of grades awarded to PG students</b>	<b>18</b>
34	<b>Figure 34: ES department distribution of grades awarded to PG students</b>	<b>18</b>
35	<b>Figure 35: HSS department distribution of grades awarded to PG students</b>	<b>19</b>
36	<b>Figure 36: IME department distribution of grades awarded to PG students</b>	<b>19</b>
37	<b>Figure 37: Design department distribution of grades awarded to PG students</b>	<b>20</b>
38	<b>Figure 38: ME department distribution of grades awarded to PG students</b>	<b>20</b>
39	<b>Figure 39: MS department distribution of grades awarded to PG students</b>	<b>21</b>
40	<b>Figure 40: MSE department distribution of grades awarded to PG students</b>	<b>21</b>
41	<b>Figure 41: MTH department distribution of grades awarded to PG students</b>	<b>22</b>
42	<b>Figure 42: NET department distribution of grades awarded to PG students</b>	<b>22</b>
43	<b>Figure 43: PHY department distribution of grades awarded to PG students</b>	<b>23</b>
44	<b>Figure 44: PSE department distribution of grades awarded to PG students</b>	<b>23</b>



**Figure 1**  
Distribution of all grades awarded to UG and PG students across the institute

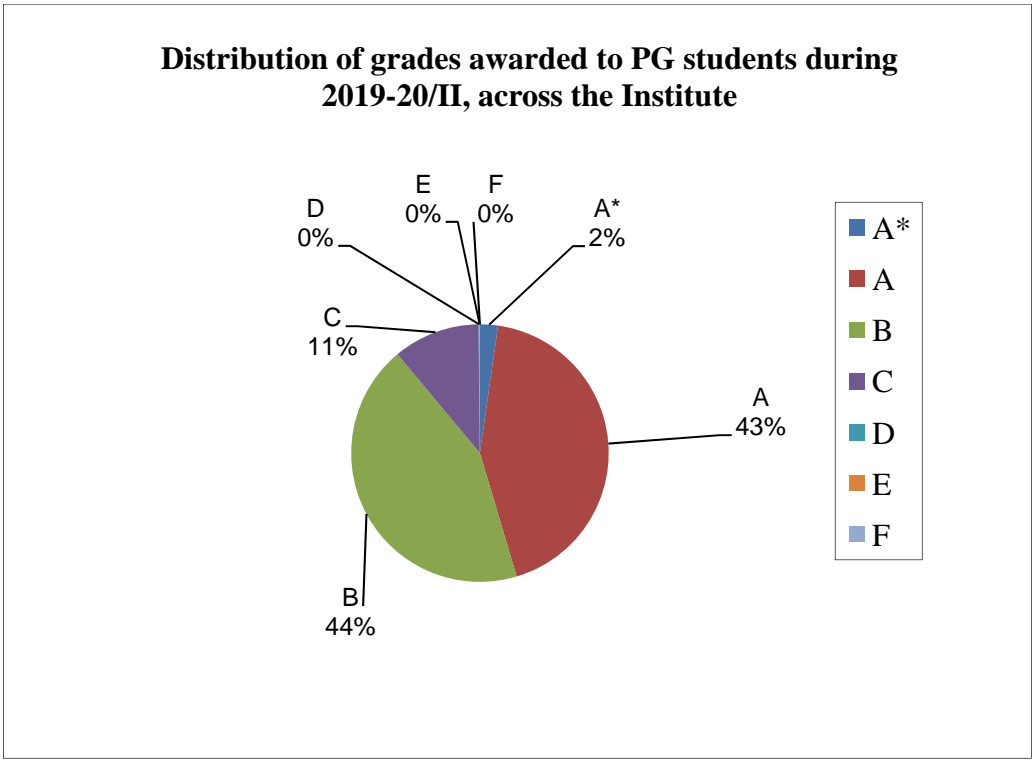


**Figure 2**  
(UG students) include all students who have a 5 or 6-digit roll number  
(All B. Tech, Msc-2yr, BT part of BT-MT)



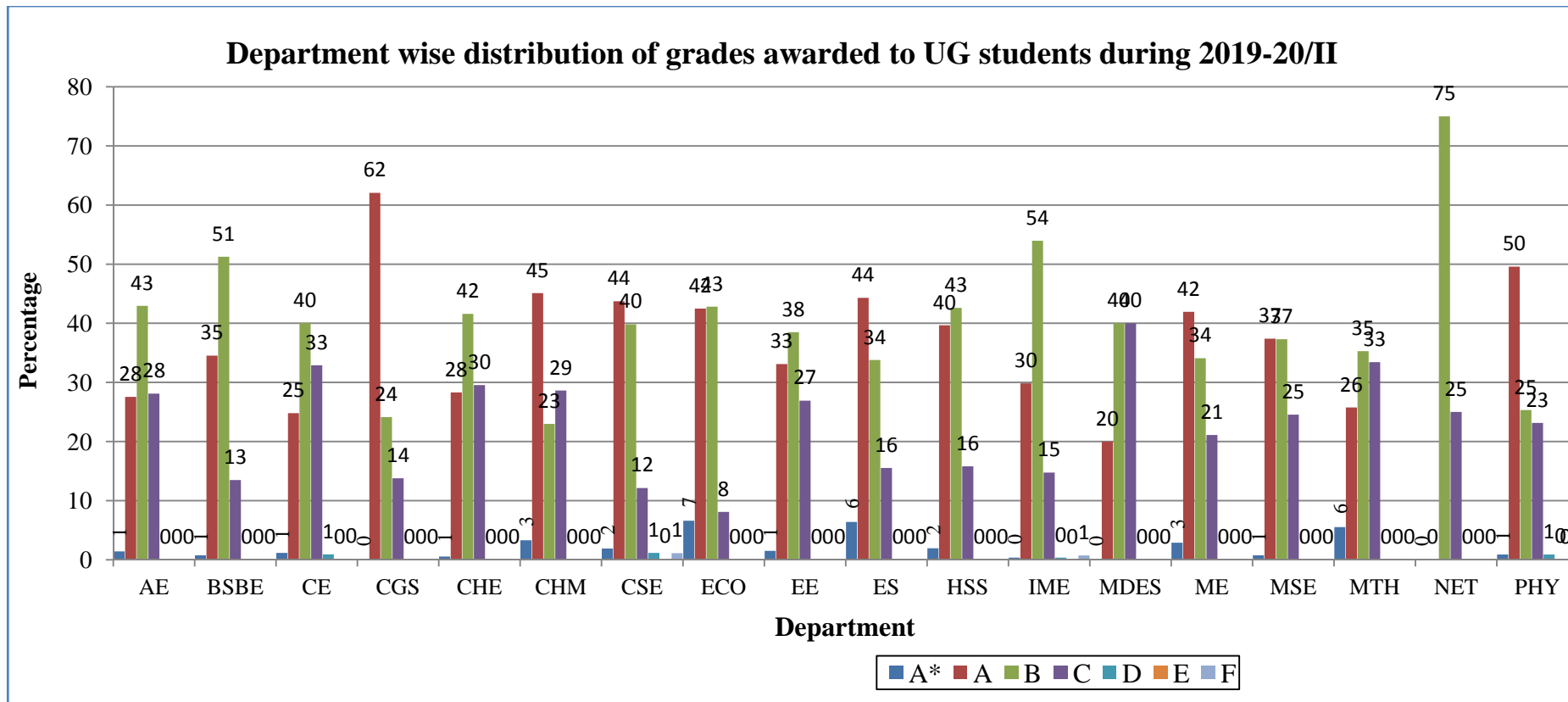
**Figure3:**

**Data for Core course numbers:** TA101A, LIF101A, ESO202A, ESO201A, CHM101A, CHM102A, CSO201A, ESC101A, ESO207A, ECO101A, HSO201A, ESC201A, ESO203A, ART105A, ENG123A, ENG124A, PHI141A, PSY152A, SOC173A, TA202A, TA201A, MSO201A, MTH101A, MTH102A, PHY101A, PHY102A, PHY103A, PSO201A

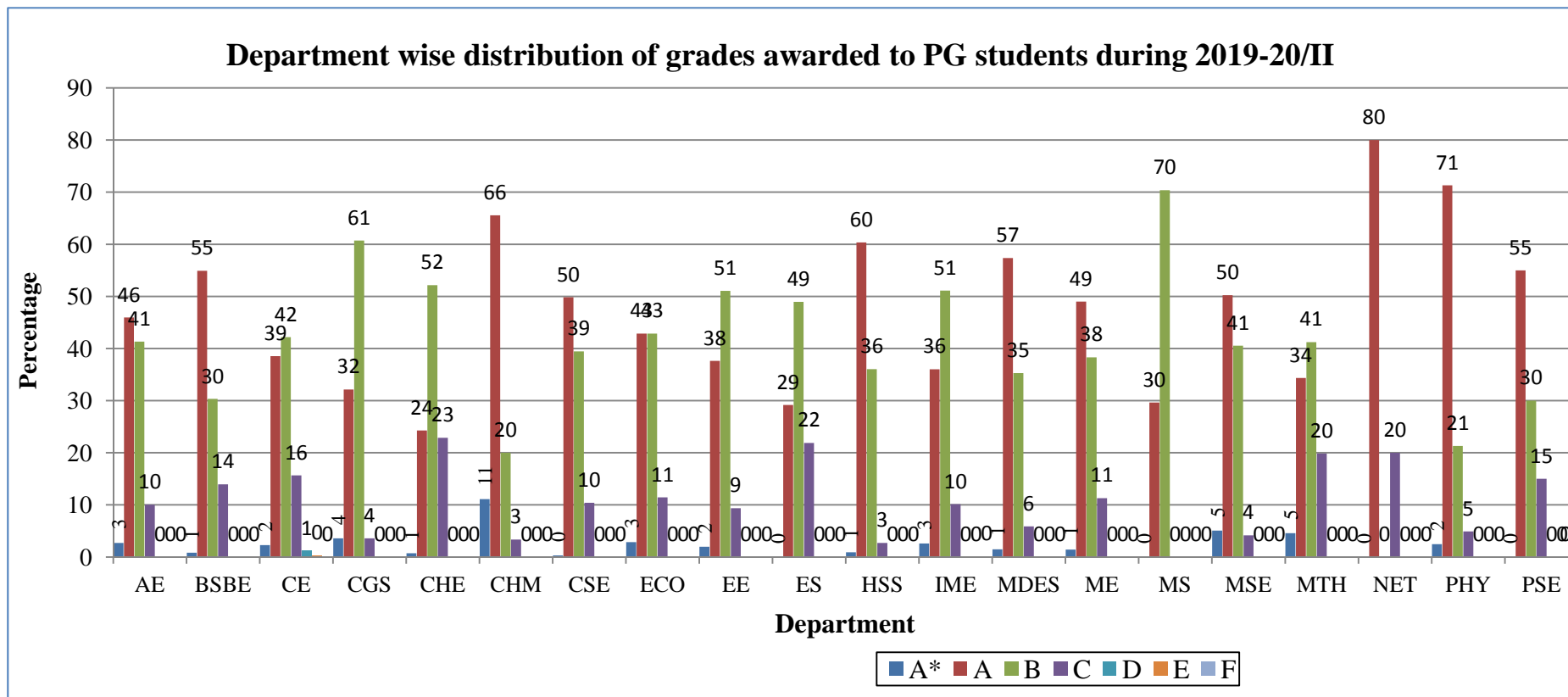


**Figure 4:**

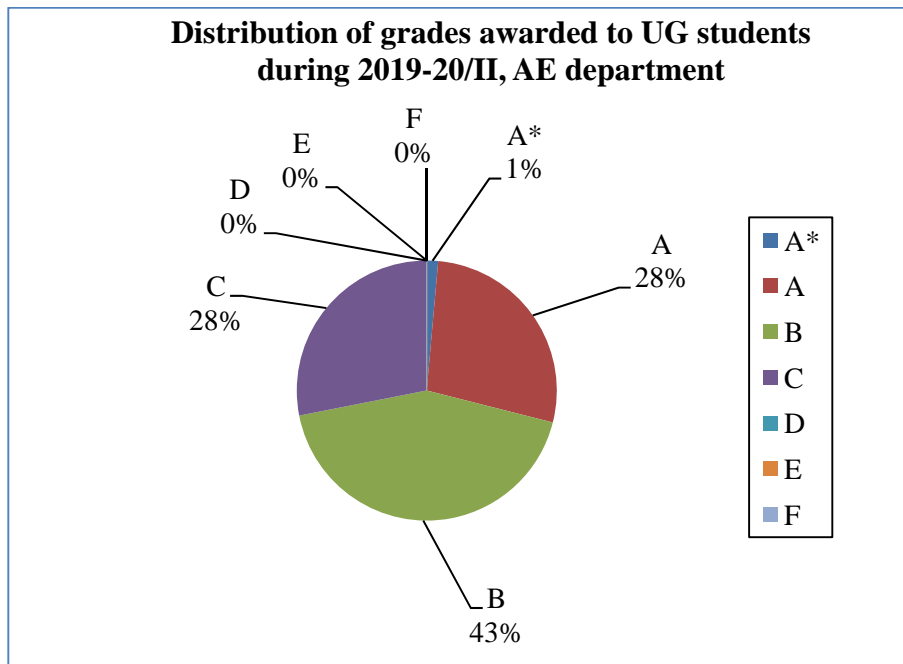
PG students include all students (All M. Tech, MT Part of BT-MT, PhD, MBA, M. Des, and VLFM)



**Figure 5:** Distribution of all grades awarded to UG students

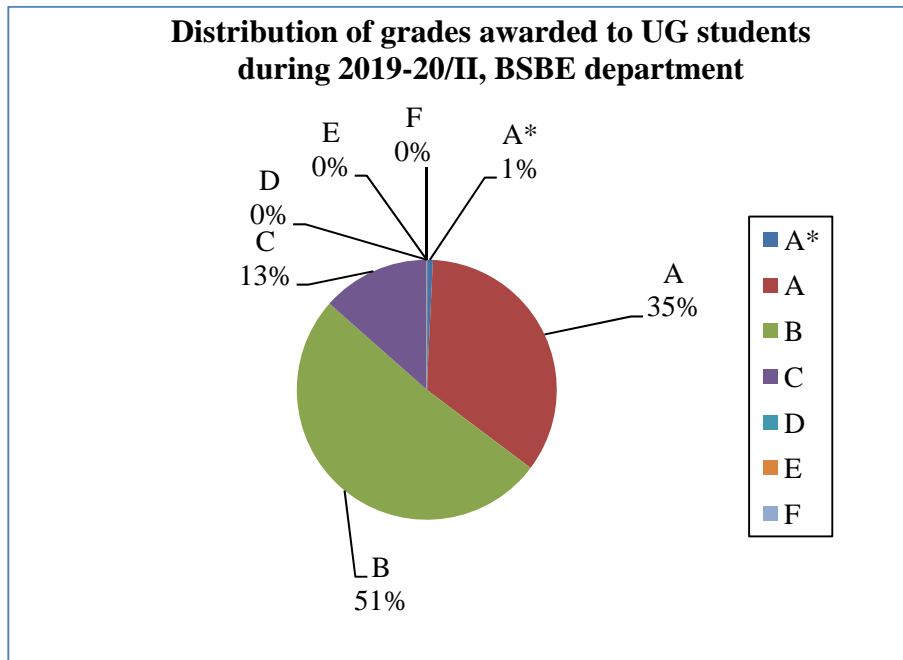


**Figure 6:** Distribution of all grades awarded to PG students



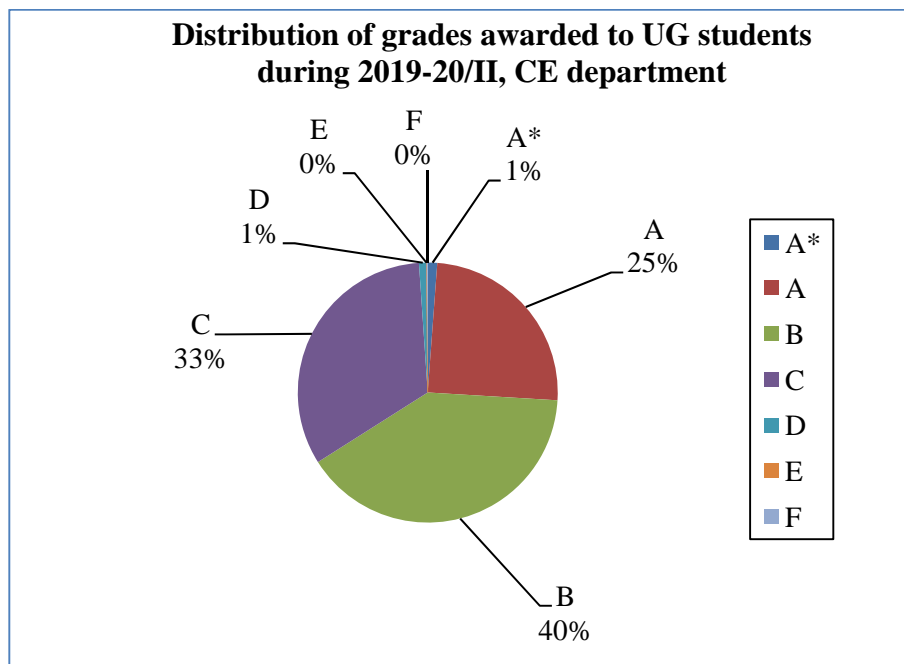
**Figure 7**

Data for course numbers: AE211A, AE251A, AE322A, AE341A, AE351A, AE361A, AE441A, AE462A, AE471A, AE472A, AE481A, AE606A, AE621A, AE625A, AE641A, AE660A, AE672A, AE675A, AE681A, AE693A, AE694A, TA101A



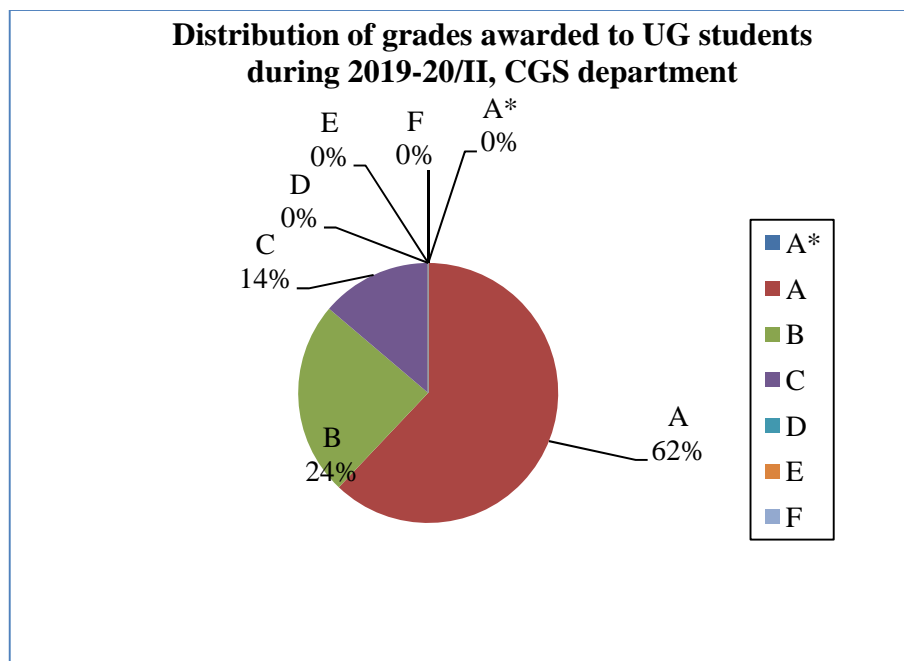
**Figure 8**

Data for course numbers: BSE221A, BSE222A, BSE223A, BSE321A, BSE322A, BSE399A, BSE421A, BSE498A, BSE499A, BSE612A, BSE614A, BSE615A, BSE616A, BSE652A, BSE653A, BSE654A, LIF101A



**Figure 9**

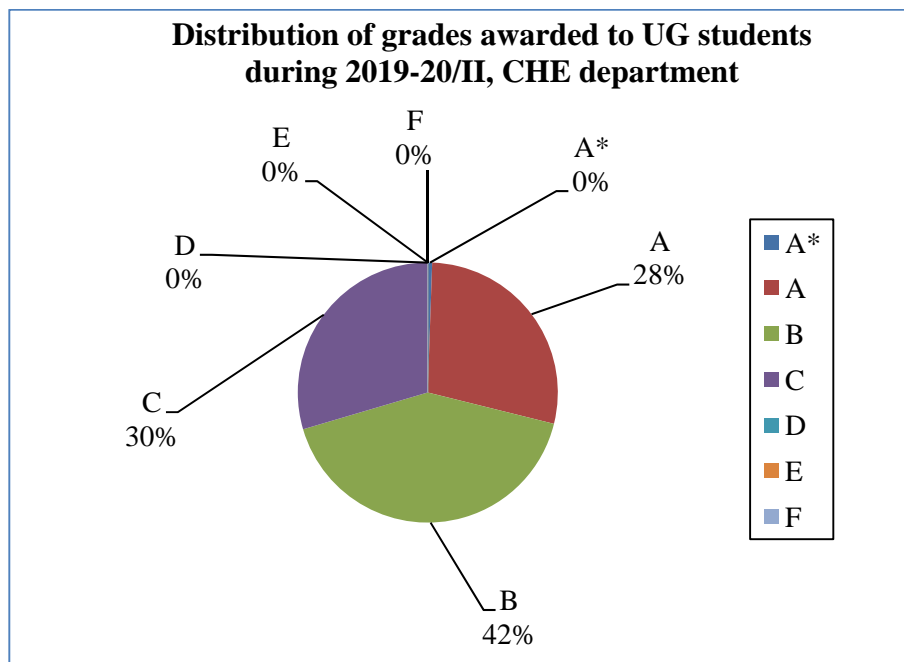
Data for course numbers: CE242A, CE262A, CE272A, CE332A, CE352A, CE372A, CE382A, CE412A, CE432A, CE462A, CE491A, CE492A, CE493A, CE613A, CE622A, CE629A, CE636A, CE645A, CE647A, CE667A, CE669A, CE674A, CE685A, CE721A, CE760A, CE763A, CE764A, CE765B, CE766A, ESO202A



**Figure 10**

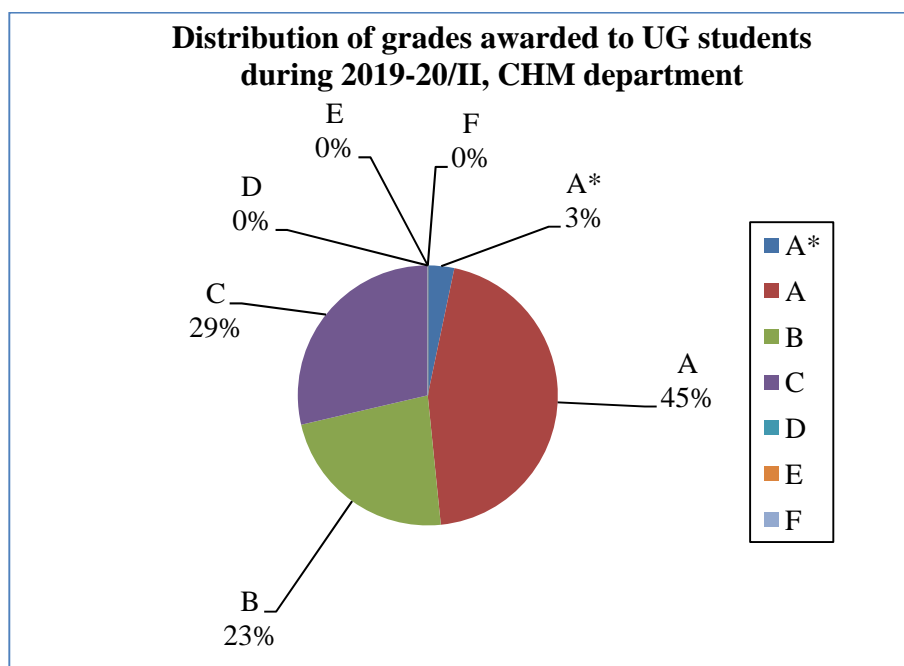
Data for course numbers: CGS602A, CGS651A, CGS698B, CGS702A





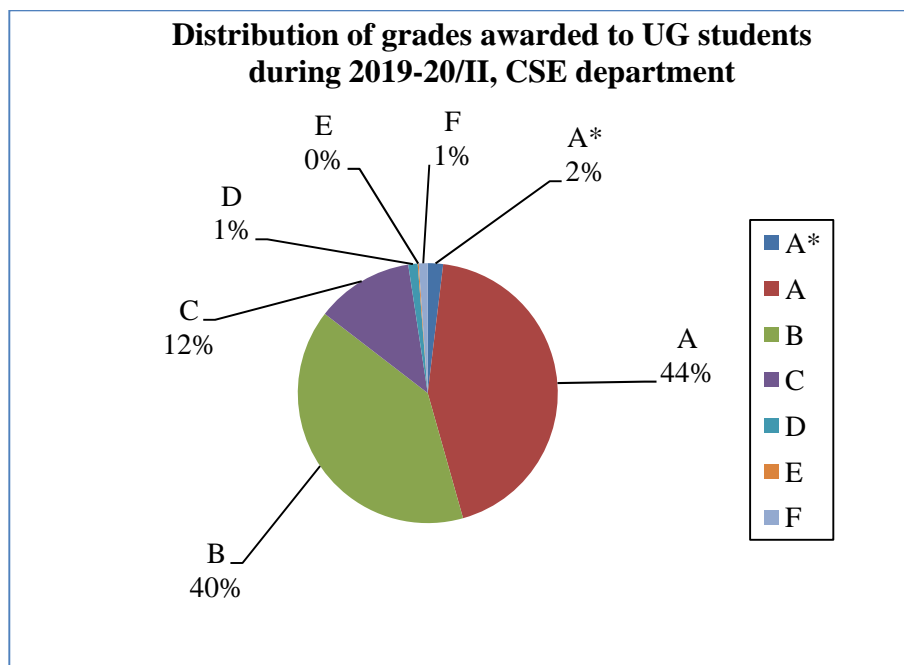
**Figure 11**

Data for course numbers: CHE211A, CHE221A, CHE261A, CHE331A, CHE362A, CHE381A, CHE391A, CHE398A, CHE454A, CHE497A, CHE611A, CHE614A, CHE619A, CHE623A, CHE659A, CHE672A, CHE677A, CHE678A, CHE687A, ESO201A



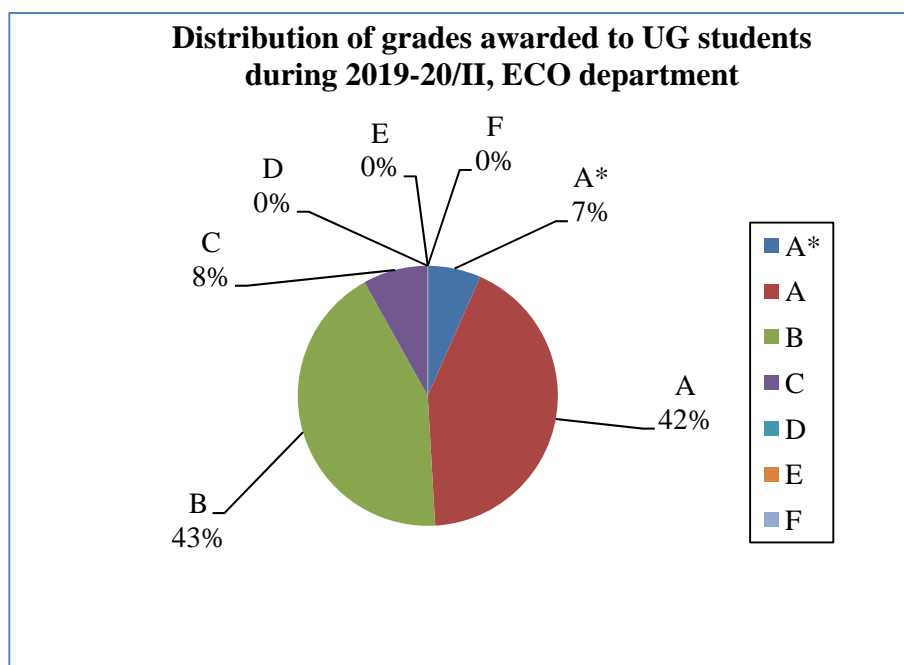
**Figure 12**

Data for course numbers: CHM101A, CHM102A, CHM202A, CHM222A, CHM242A, CHM322A, CHM342A, CHM344A, CHM392A, CHM402A, CHM422A, CHM442A, CHM443A, CHM481A, CHM492A, CHM599, CHM636A, CHM647A, CHM650A, CHM655A, CHM656A, CHM662A, CHM667A, CHM691A, CHM695A, CHM699A, CHM700, CSO201A, CSO203A



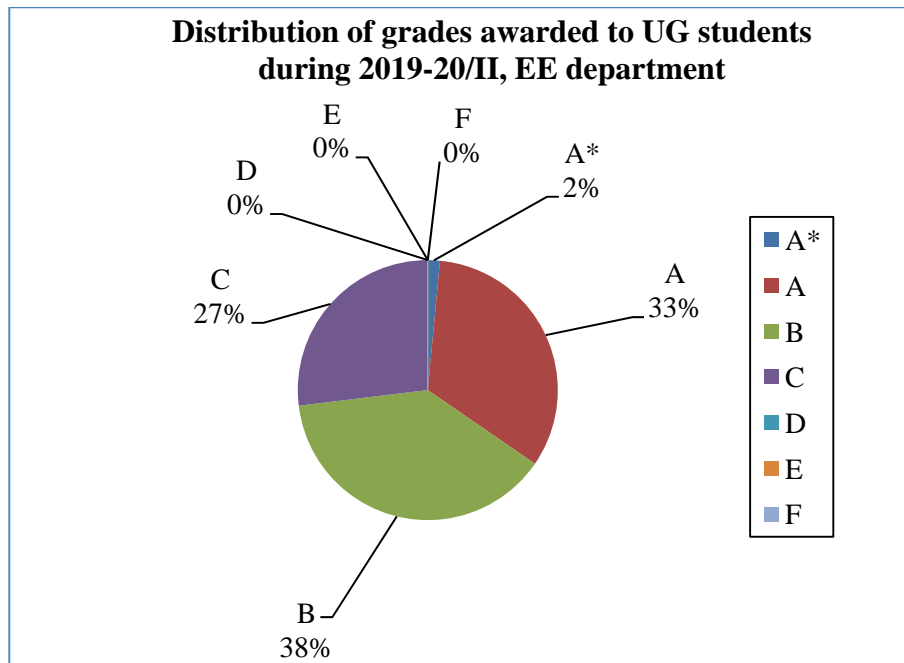
**Figure 13**

Data for course numbers: CS202A, CS203B, CS220A, CS251A, CS253A, CS315A, CS335A, CS395A, CS396A, CS422A, CS425A, CS455A, CS498A, CE626A, CS638A, CS641A, CS663A, CS673A, CS675A, CS681A, CS687A, CS698G, CS698M, CS698O, CS730A, CS771A, ESC101A, ESO207A



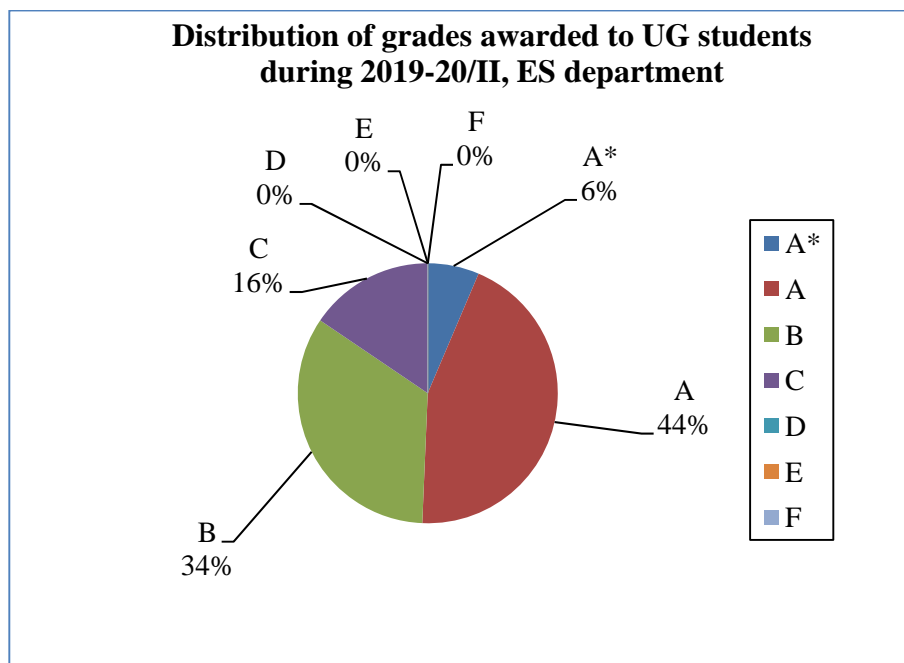
**Figure 14**

Data for course numbers: ECO101A, ECO221A, ECO261A, ECO311A, ECO342A, ECO399A, ECO413A, ECO498A, ECO545A, ECO753A, ECO758A, HSO201A

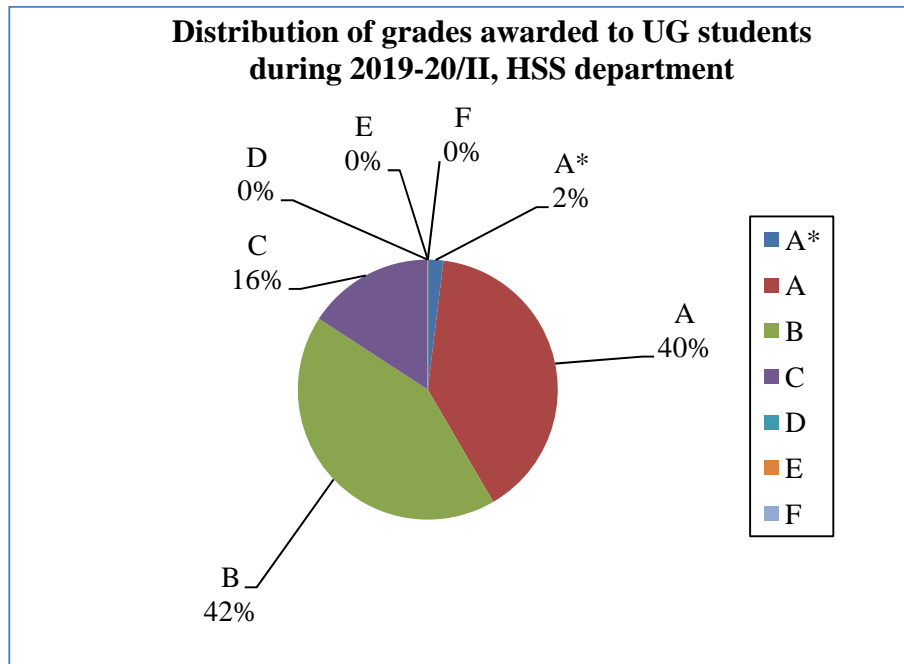


**Figure 15**

Data for course numbers: EE210A, EE250A, EE301A, EE311A, EE321A, EE340A, EE360A, EE381A, EE391A, EE392A, EE481A, EE491A, EE492A, EE600A, EE609A, EE619A, EE623A, EE627A, EE635A, EE636A, EE643A, EE651A, EE665A, EE669A, EE681A, EE698A, EE698B, EE698C, EE698H, EE698I, EE698N, EE698O, EE698Q, EE698Y, ESC201A, ESO203A

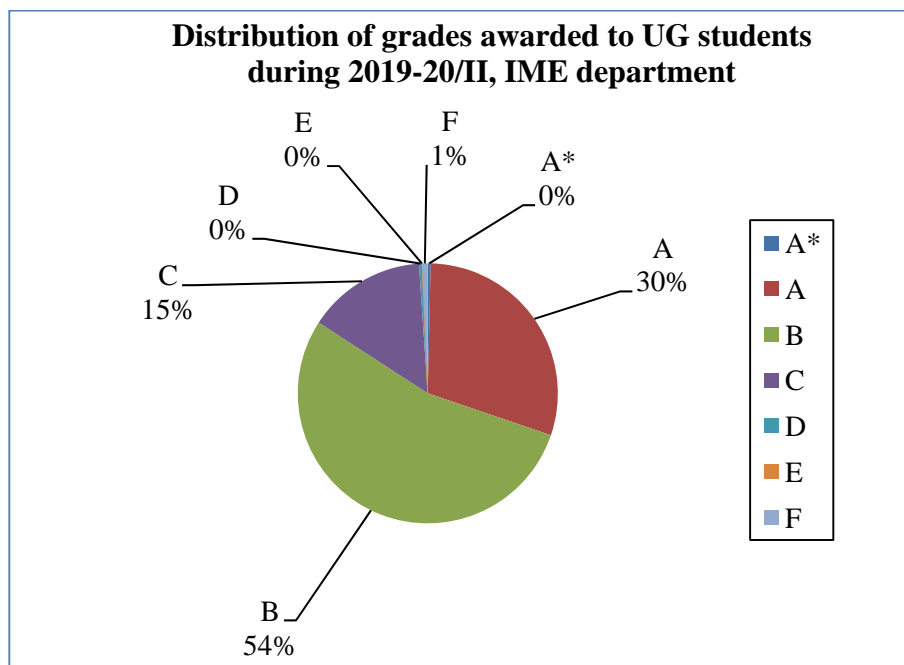


**Figure 16** Data for course numbers: ES312A, ES313A, ES314A, ES315A, ES392A, ES394A, ES413A, ES414A, ES415A, ES416A, ES418A, ES419A, ES645A, ES657A, ES661A



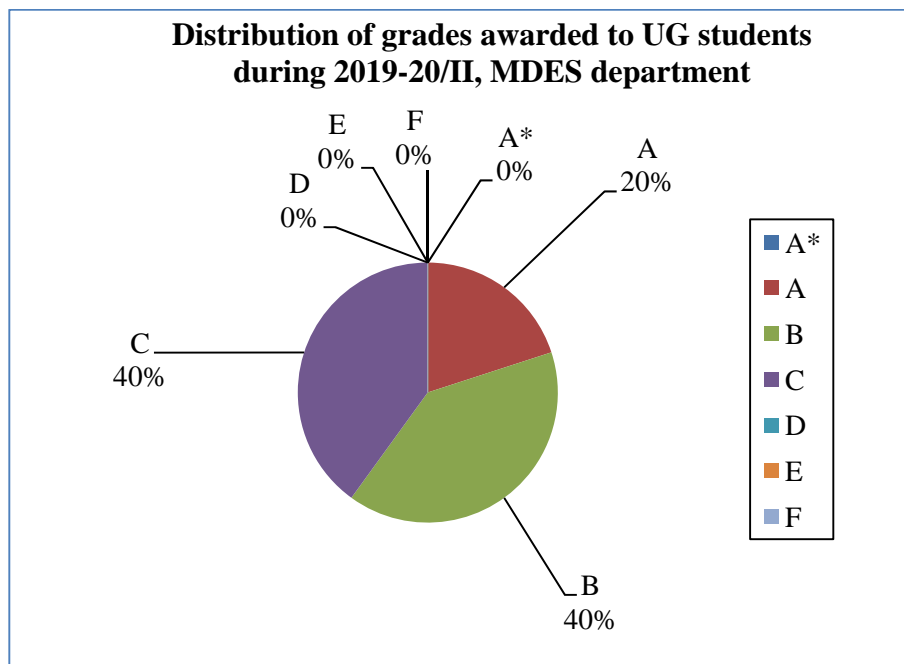
**Figure 17**

Data for course numbers: ART105A, ART401A, ART703A, ART708A, ECO201A, ECO761A, ECO764A, ENG123A, ENG124A, ENG433A, ENG435A, ENG445A, ENG446A, ENG448A, ENG466A, ENG467A, ENG708A, ENG743A, HSS403A, PHI141A, PHI450A, PHI452A, PSY152A, PSY451A, PSY454A, PSY468A, PSY499A, PSY770A, PSY790A, SOC173A, SOC473A, SOC481A, SOC484A, SOC486A, SOC742A



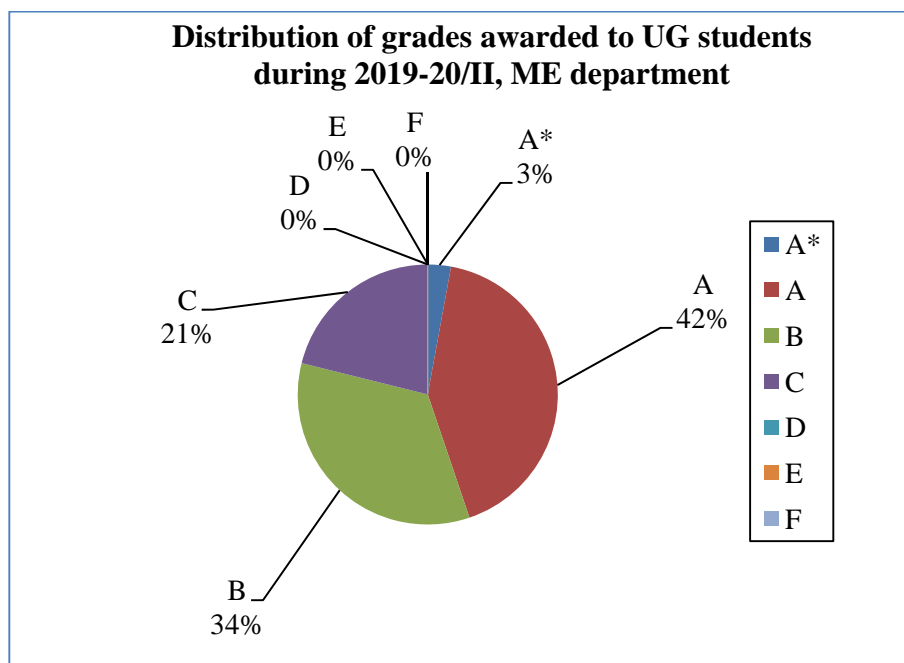
**Figure 18**

Data for course numbers: IME611A, IME625A, IME634A, IME637A, IME639A, IME642A, IME673A, IME700A, MBA616A, MBA617A, MBA622A, MBA633A, MBA643A, MBA661A, MBA663A, MBA665A, MBA716A, MBA731A, MBA746A, MBA747A, MBA771A, MBA782A



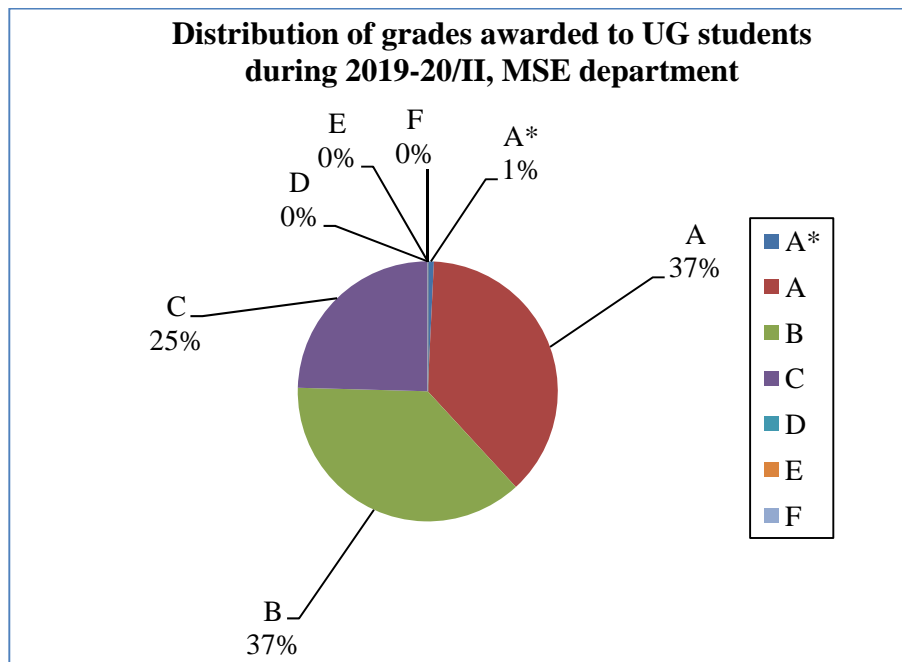
**Figure 19**

Data for course numbers: DES603A, DES627A, DES682A



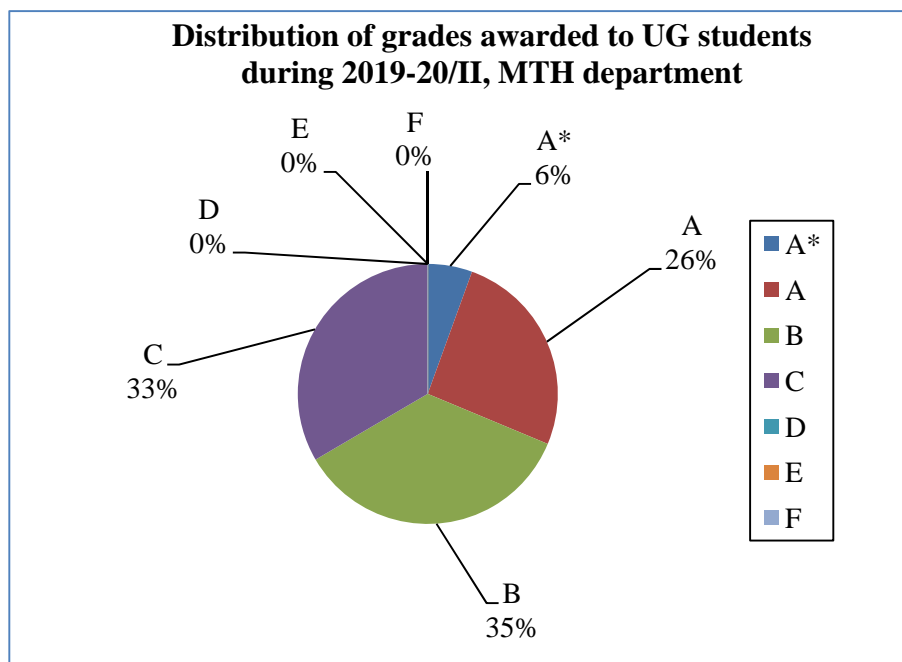
**Figure 20**

Data for course numbers: ME222A, ME231A, ME341A, ME351A, ME354A, ME452A, ME461A, ME498A, ME617A, ME623A, ME624A, ME630A, ME634A, ME642A, ME643A, ME647A, ME648A, ME649A, ME666A, ME685A, ME698L, ME698T, ME698Z, ME751A, ME752A, ME756A, ME763A, ME774A, TA202A



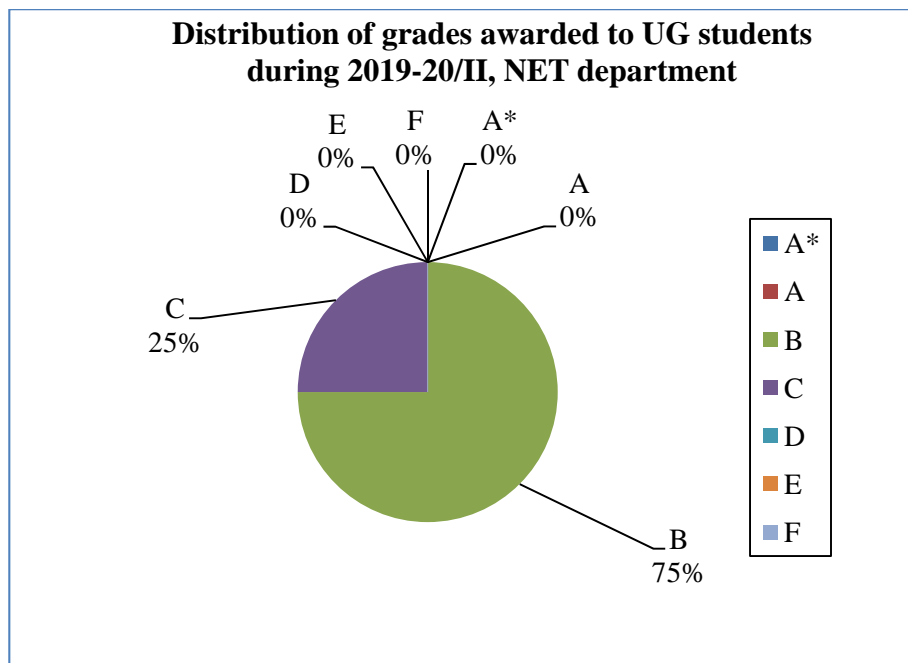
**Figure 21**

Data for course numbers: MSE202A, MSE203A, MSE204A, MSE304A, MSE305A, MSE312A, MSE314A, MSE315A, MSE398A, MSE421A, MSE449A, MSE497A, MSE604A, MSE624A, MSE631A, MSE638A, MSE639A, MSE646A, MSE648A, MSE661A, MSE667A, MSE676A, MSE683A, TA201A

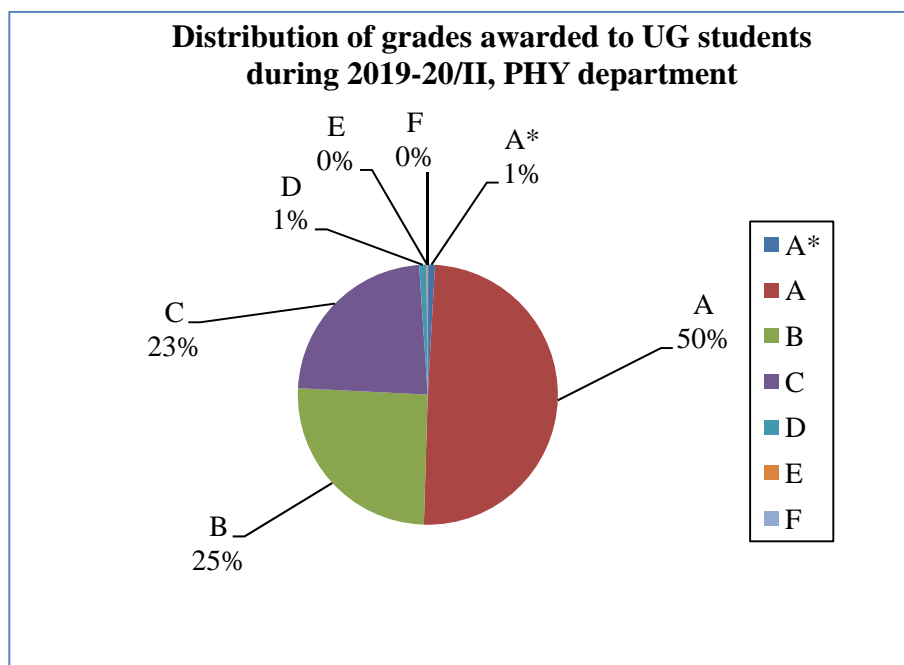


**Figure 22**

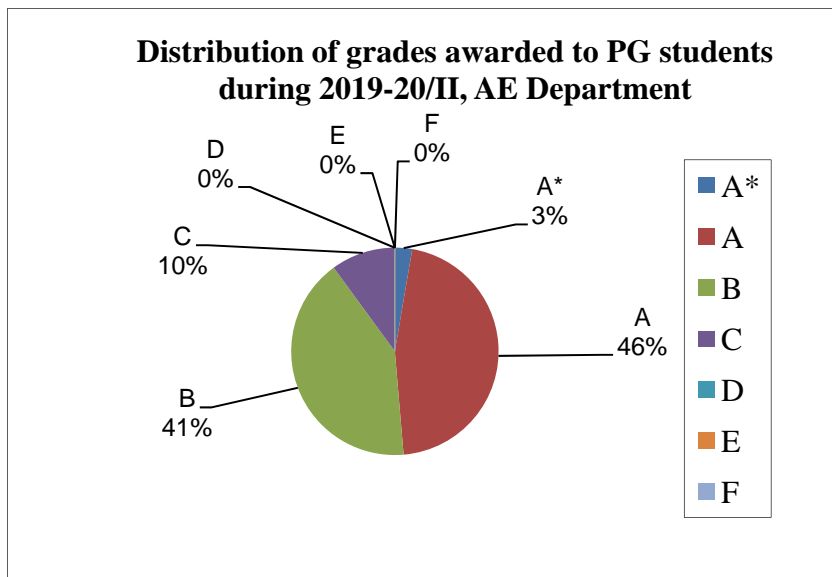
Data for course numbers: MSO201A, MTH101A, MTH102A, MTH204A, MTH205A, MTH301A, MTH304A, MTH305A, MTH308B, MTH309A, MTH392A, MTH393A, MTH404A, MTH416A, MTH418A, MTH421A, MTH424A, MTH513A, MTH514A, MTH516A, MTH535A, MTH552A, MTH598A, MTH599A, MTH611A, MTH624A, MTH628A, MTH631A, MTH633A, MTH644A, MTH648A, MTH666A, MTH676A, MTH701A, MTH707A, MTH732A, MTH734A



**Figure 23**  
Data for course numbers: NT641A

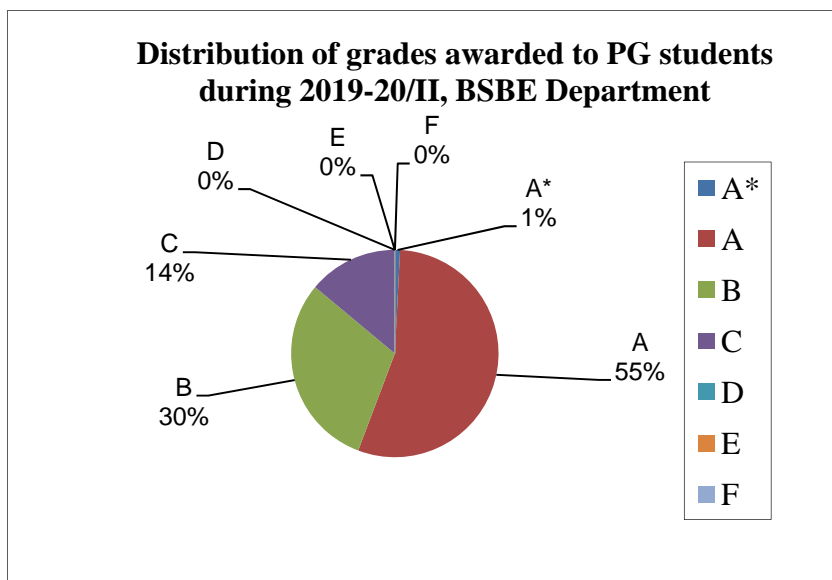


**Figure 24**  
Data for course numbers: PHY101A, PHY102A, PHY103A, PHY210A, PHY303A, PHY402A, PHY412A, PHY422A, PHY432A, PHY473A, PHY500A, PHY502A, PHY524A, PHY526A, PHY552A, PHY553A, PHY557A, PHY558A, PHY566A, PHY568A, PHY597A, PHY602A, PHY604A, PHY606A, PHY624A, PHY634A, PHY660A, PHY666A, PHY680A, PHY690V, PSO201A



**Figure 25**

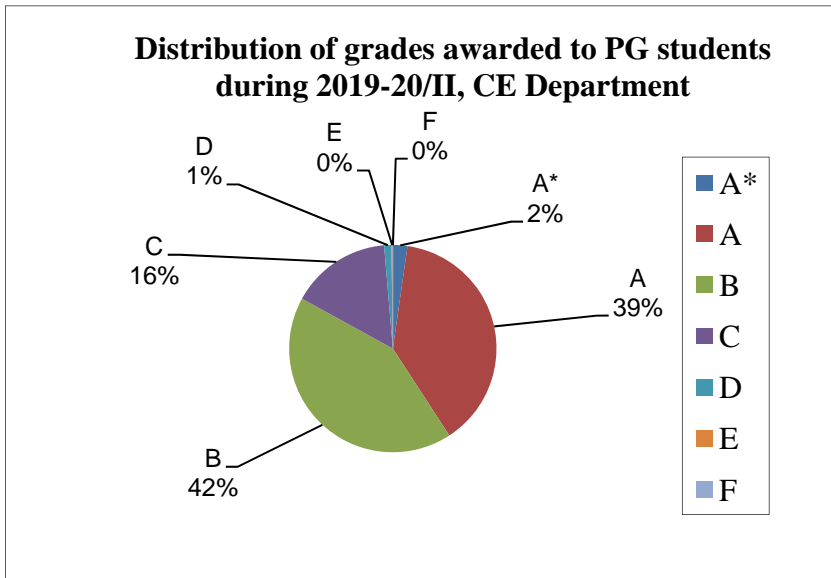
Data for course numbers: AE462A, AE472A, AE606A, AE608A, AE612A, AE621A, AE625A, AE641A, AE648A, AE660A, AE662A, AE667A, AE672A, AE675A, AE681A, AE687A, AE693A, AE694A, AE698A, AE707A, AE778A



**Figure 26**

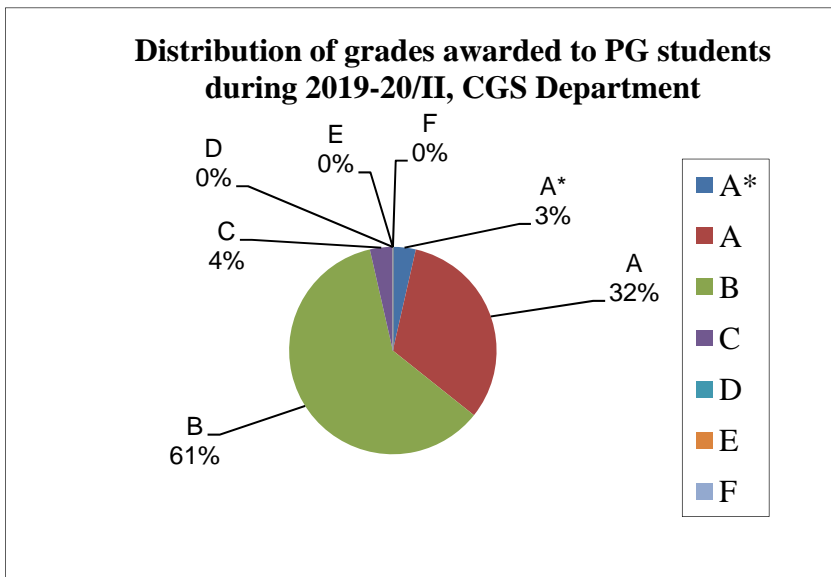
Data for course numbers: BSE421A, BSE499A, BSE612A, BSE614A, BSE615A, BSE616A, BSE633A, BSE652A, BSE653A, BSE654A





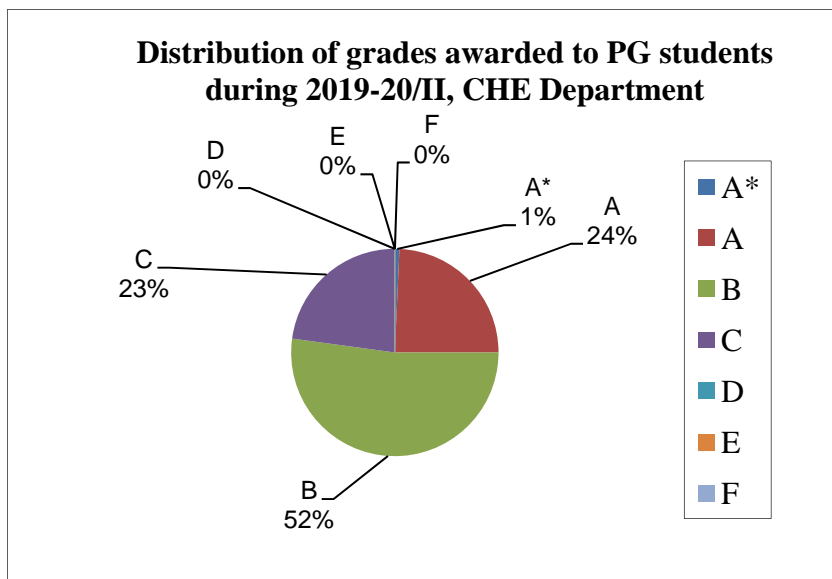
**Figure 27**

Data for course numbers: CE412A, CE432A, CE612A, CE613A, CE617A, CE622A, CE623A, CE626A, CE629A, CE632A, CE636A, CE637A, CE642A, CE645A, CE647A, CE667A, CE668A, CE669A, CE670A, CE672A, CE674A, CE679A, CE685A, CE721A, CE732A, CE760A, CE763A, CE764A, CE765B, CE766A, CE767B, CE771A, CE780A



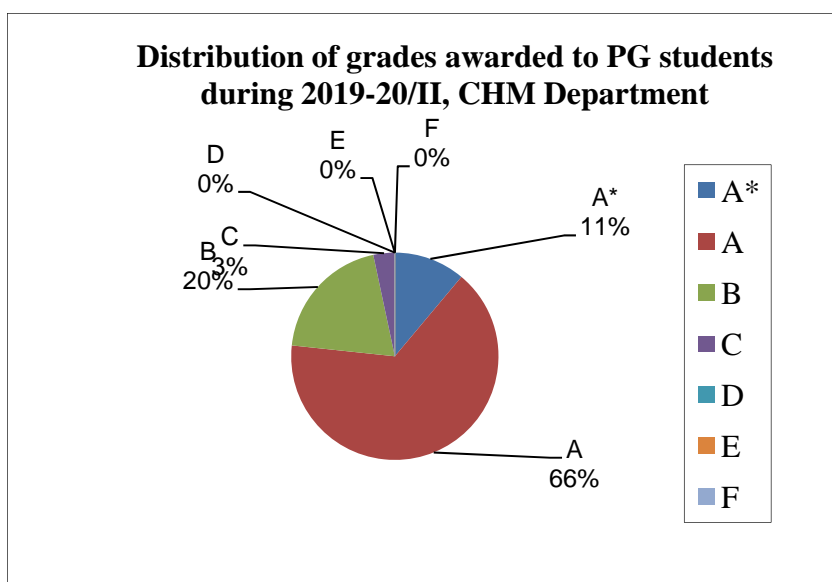
**Figure 28**

Data for course numbers: CGS602A, CGS603A, CGS651A, CGS698B



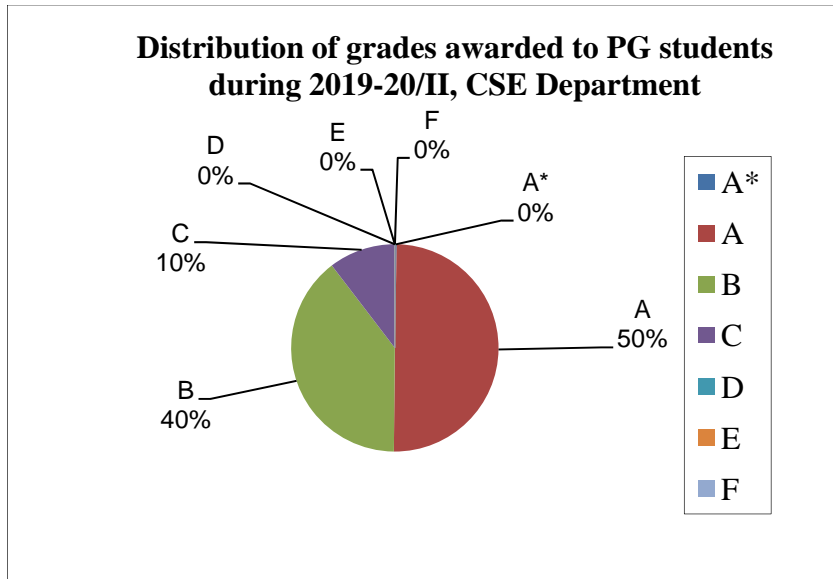
**Figure 29**

Data for course numbers: CHE611A, CHE614A, CHE619A, CHE623A, CHE642A, CHE659A, CHE672A, CHE677A, CHE678A, CHE687A, CHE688A



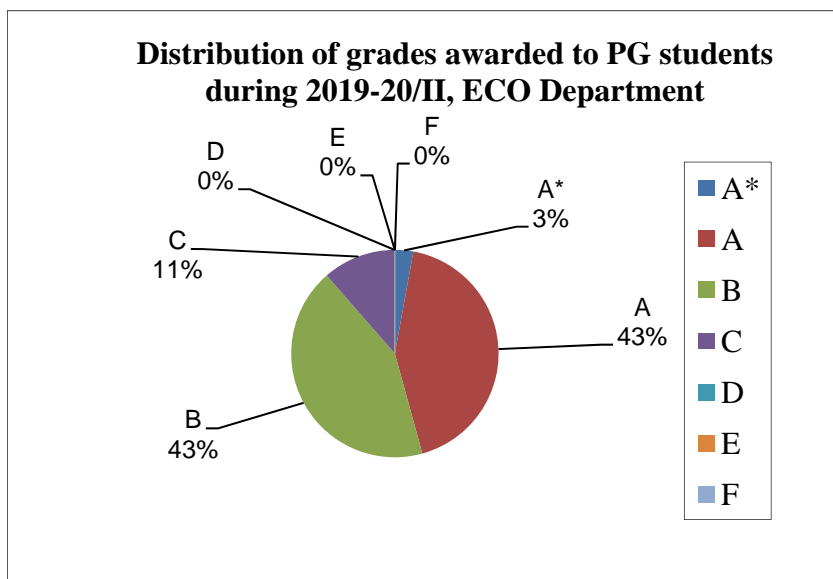
**Figure 30**

Data is for course numbers: CHM344A, CHM481A, CHM598A, CHM599, CHM609A, CHM629A, CHM631A, CHM636A, CHM647A, CHM649A, CHM650A, CHM655A, CHM656A, CHM662A, CHM667A, CHM691A, CHM695A, CHM699A, CSO201A, CSO203A



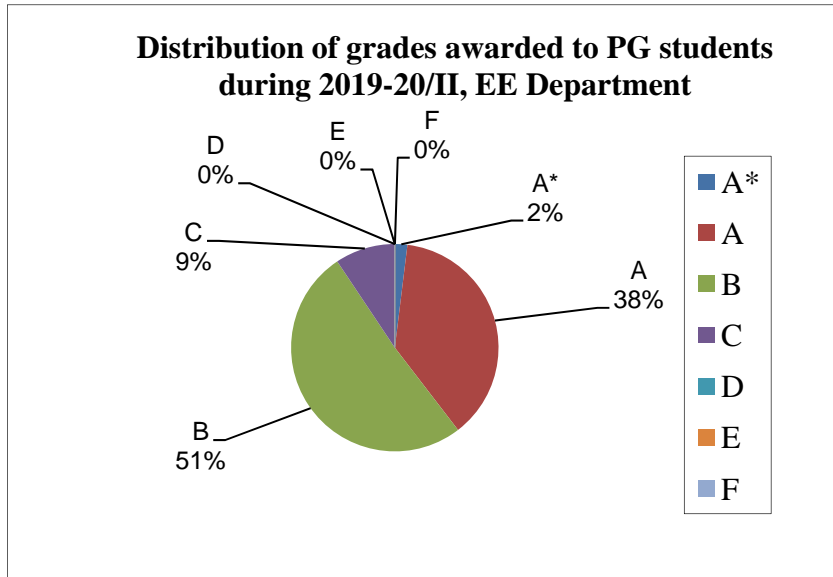
**Figure 31**

Data for course numbers: CS220A, CS315A, CS335A, CS425A, CS455A, CS638A, CS641A, CS663A, CS673A, CS675A, CS681A, CS687A, CS698G, CS698M, CS698O, CS730A, CS771A, CS797A, ESO207A



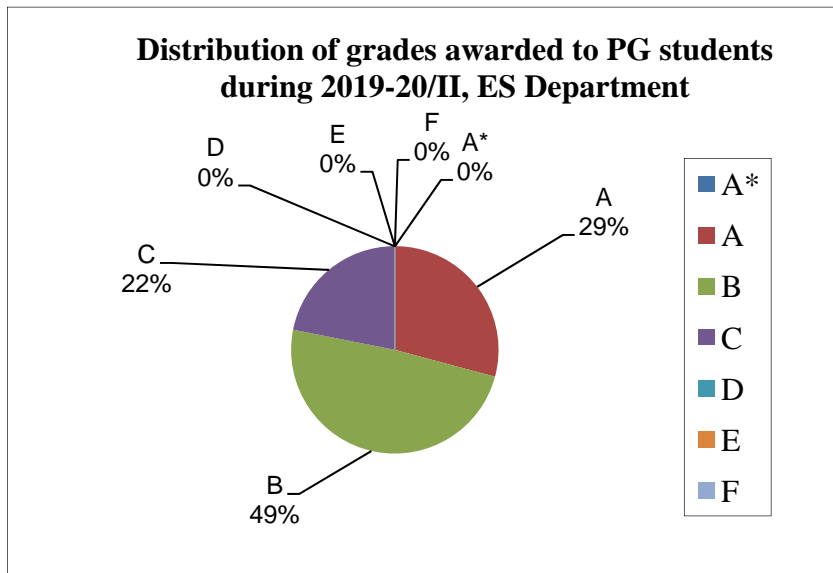
**Figure 32**

Data for course numbers: ECO413A, ECO499A, ECO545A, ECO753A, ECO758A, HSO201A



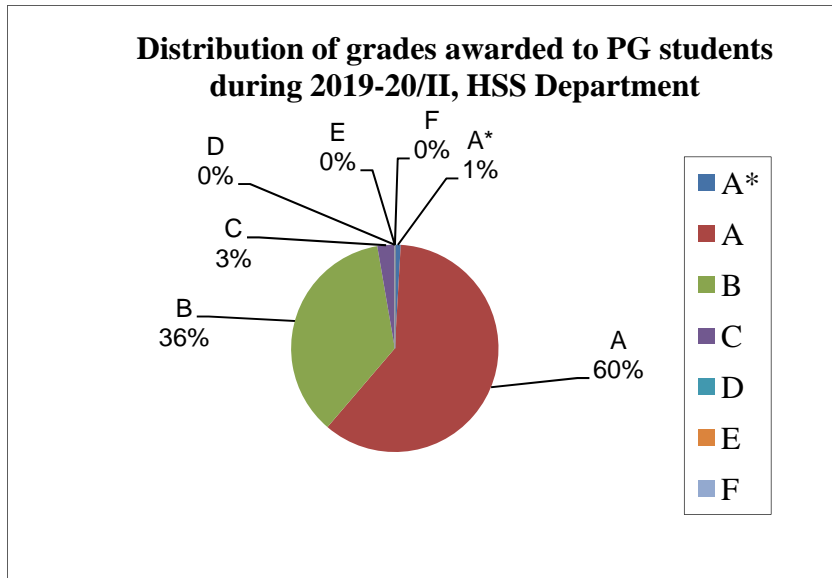
**Figure 33**

Data for course numbers EE360A, EE600A, EE609A, EE619A, EE620A, EE623A, EE627A, EE631A, EE633A, EE635A, EE636A, EE642A, EE643A, EE644A, EE648A, EE649A, EE651A, EE658A, EE659A, EE665A, EE669A, EE681A, EE685A, EE698A, EE698B, EE698C, EE698G, EE698H, EE698I, EE698K, EE698N, EE698O, EE698Q, EE698Y



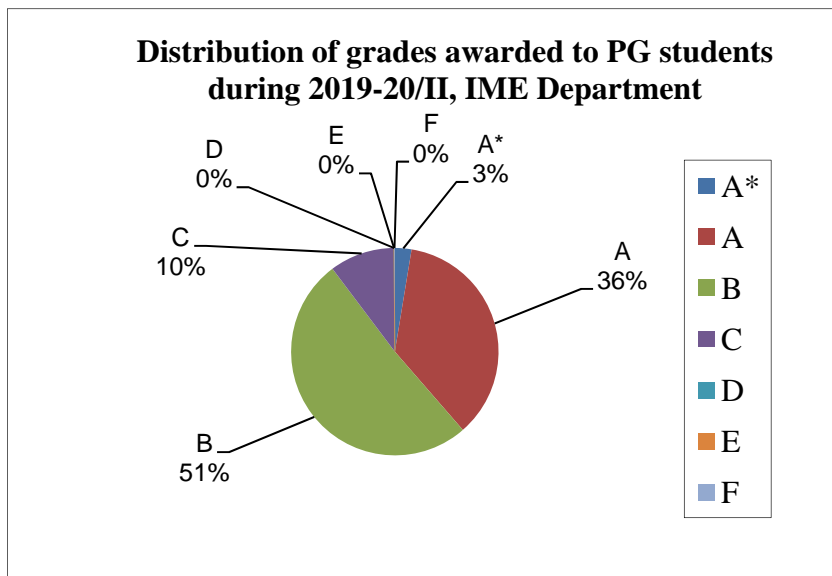
**Figure 34**

Data for course numbers: ES645A, ES648A, ES656A, ES657A, ES661A



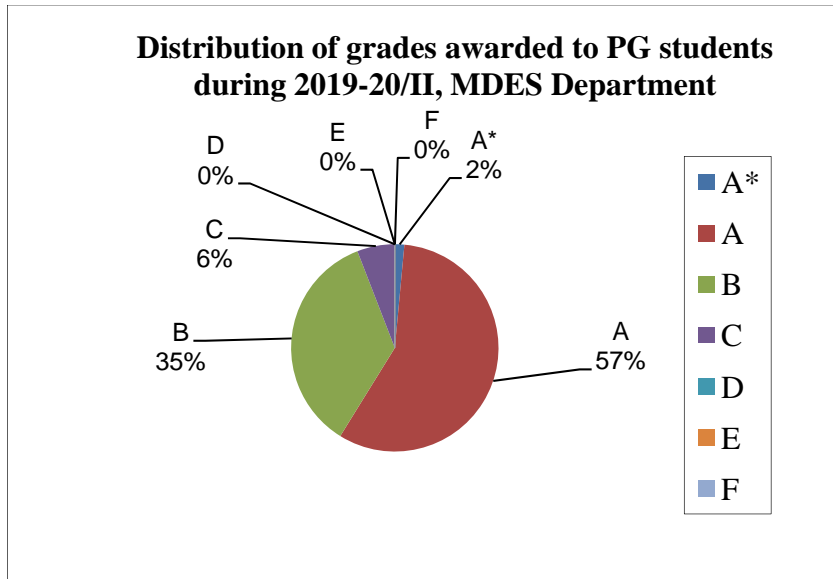
**Figure 35**

Data for course numbers: ART401A, ART703A, ART708A, ECO201A, ECO760A, ECO761A, ECO764A, ENG467A, ENG708A, ENG716A, ENG740A, ENG743A, ENG763A, PHI752A, PHI758A, PHI775A, PSY152A, PSY454A, PSY499A, PSY770A, PSY774A, PSY775A, PSY776A, PSY790A, SOC473A, SOC723A, SOC742A, SOC753A, SOC757A



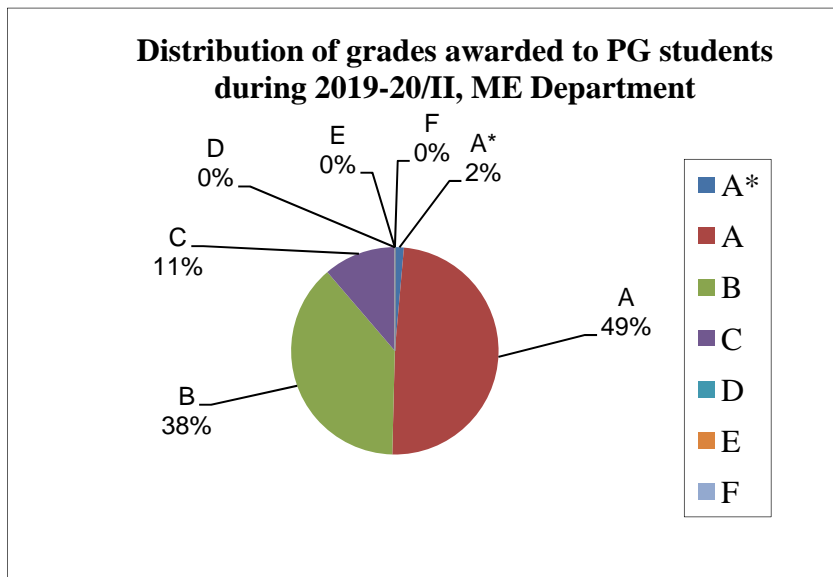
**Figure 36**

Data for course numbers: IME611A, IME625A, IME634A, IME637A, IME639A, IME642A, IME673A, IME700A, MBA608A, MBA616A, MBA617A, MBA622A, MBA633A, MBA643A, MBA652A, MBA661A, MBA663A, MBA665A, MBA677A, MBA702A, MBA703A, MBA704A, MBA716A, MBA731A, MBA732A, MBA733A, MBA746A, MBA747A, MBA771A, MBA773A, MBA775A, MBA779A, MBA782A



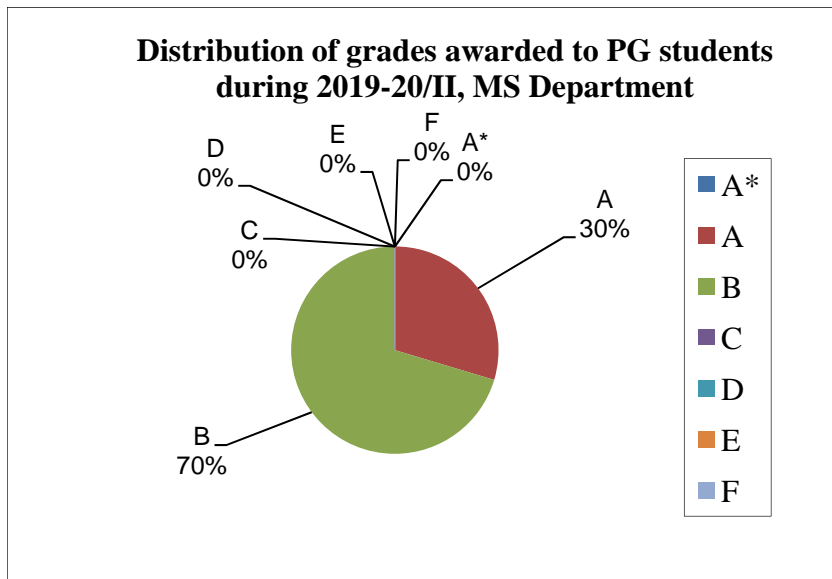
**Figure 37**

Data for course numbers: DES603A, DES623A, DES627A, DES682A



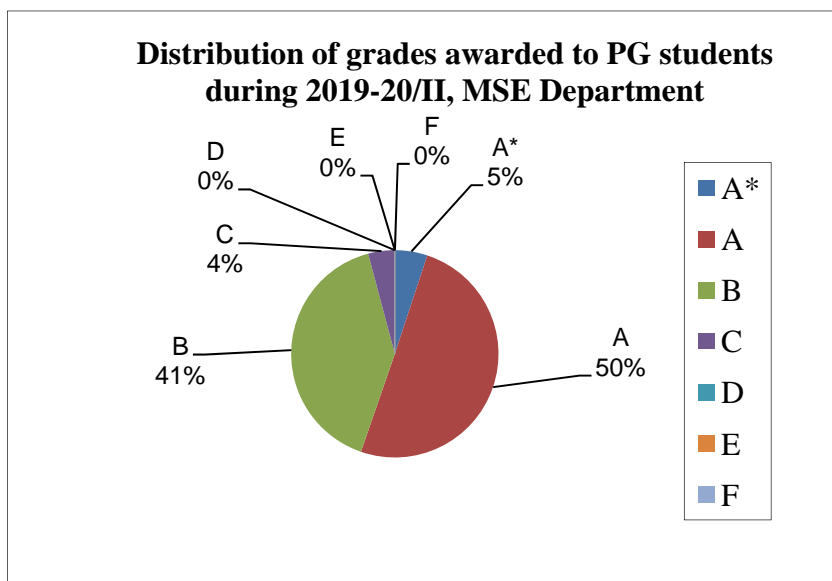
**Figure 38**

Data for course numbers: ME231A, ME452A, ME617A, ME622A, ME623A, ME624A, ME627A, ME630A, ME634A, ME642A, ME643A, ME647A, ME648A, ME649A, ME664A, ME666A, ME674A, ME685A, ME691A, ME698L, ME698T, ME698V, ME698Z, ME723A, ME728A, ME751A, ME752A, ME756A, ME761A, ME763A, ME765A, ME774A, ME778A, ME850A



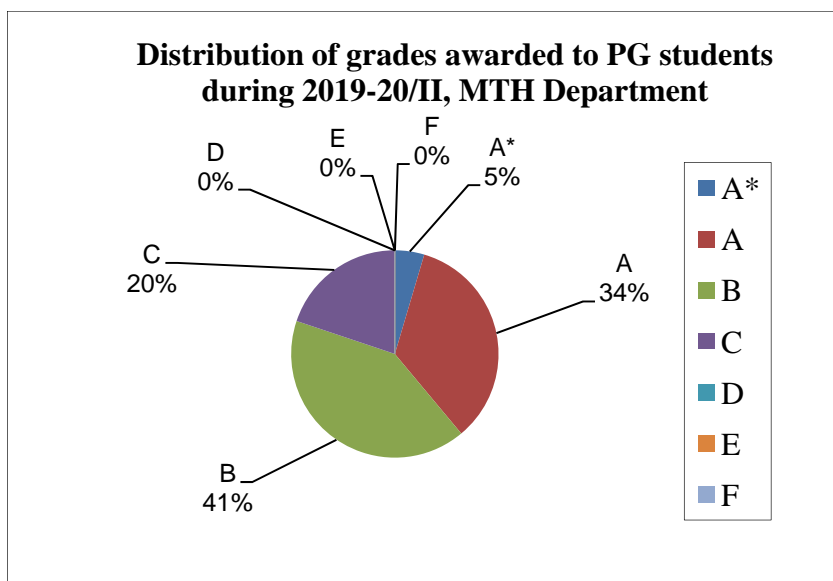
**Figure 39**

Data for course numbers: MS604A, MS605A



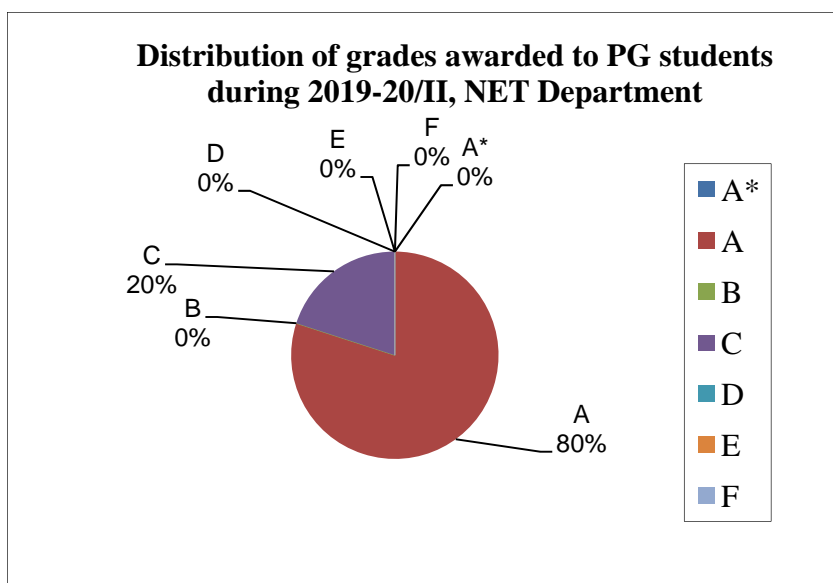
**Figure 40**

Data for course numbers: MSE398A, MSE421A, MSE604A, MSE616A, MSE617A, MSE624A, MSE631A, MSE638A, MSE639A, MSE646A, MSE648A, MSE661A, MSE667A, MSE676A, MSE683A



**Figure 41**

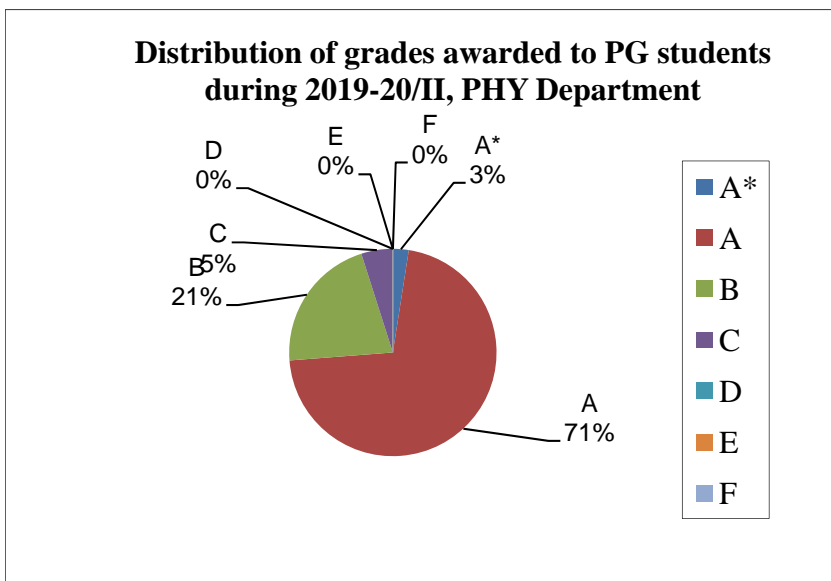
Data for course numbers: MTH204A, MTH301A, MTH305A, MTH308B, MTH416A, MTH421A, MTH535A, MTH552A, MTH598A, MTH611A, MTH624A, MTH628A, MTH631A, MTH633A, MTH641A, MTH644A, MTH648A, MTH652A, MTH666A, MTH676A, MTH683A, MTH697A, MTH701A, MTH707A, MTH722A, MTH732A, MTH734A, MTH751A, MTH752A, MTH759A



**Figure 42**

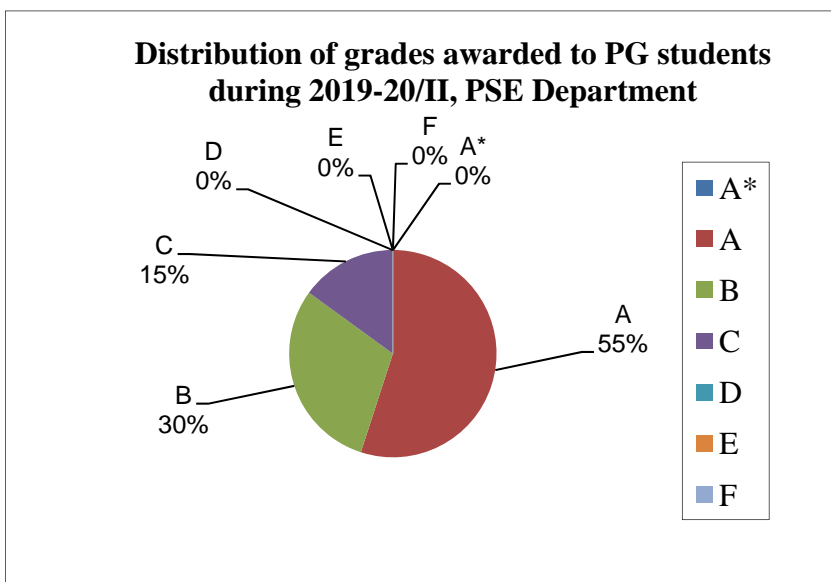
Data for course numbers: NT641A





**Figure 43**

Data for course numbers: PHY432A, PHY553A, PHY566A, PHY568A, PHY602A, PHY604A, PHY606A, PHY624A, PHY634A, PHY660A, PHY666A, PHY680A, PHY690M, PHY690N, PHY690V, PHY697A



**Figure 44**

Data for course numbers: PSE604A, PSE605A

### Annexure – 1

Average grade awarded to students across the Institute in 2019-20/II

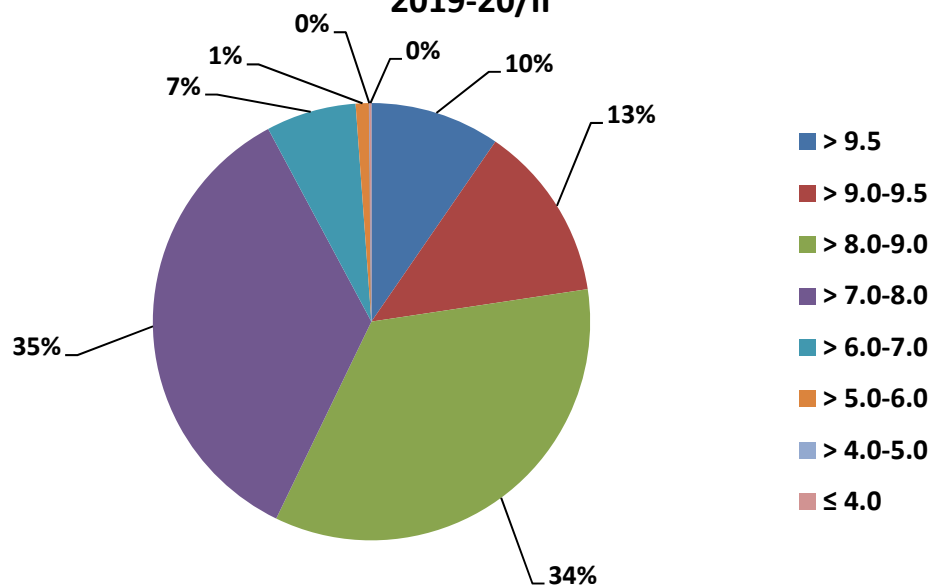
Category of Students	% of Students with different grades							Average Grade (out of 10.0)
	A*	A	B	C	D	E	F	
All UG students (including core courses)	2	37	37	23	0	0	0	8.3
UG students, in Core courses only	2	37	33	28	0	0	0	8.2
All PG Students	2	43	44	11	0	0	0	8.68

### Annexure – 2

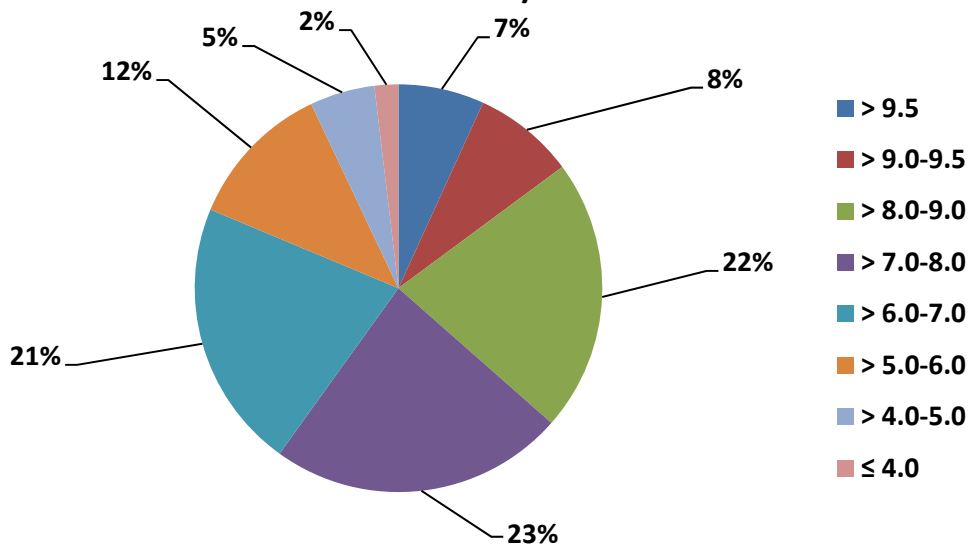
Cumulative Performance Index (CPI) Statistics of All Registered Students in 2019-20/II

Program	Total No.	> 9.5	> 9.0-9.5	> 8.0-9.0	> 7.0-8.0	> 6.0-7.0	> 5.0-6.0	> 4.0-5.0	≤ 4.0
PG	3117	299	406	1077	1091	208	31	0	5
		10	13	35	35	7	1	0	0
UG	4219	287	340	913	988	902	492	217	80
		6.8	8.1	21.6	23.4	21.4	11.7	5.1	1.9
CORE COURSES (UG)	1155	67	77	242	292	254	142	46	35
		5.8	6.7	21.0	25.3	22.0	12.3	4.0	3.0

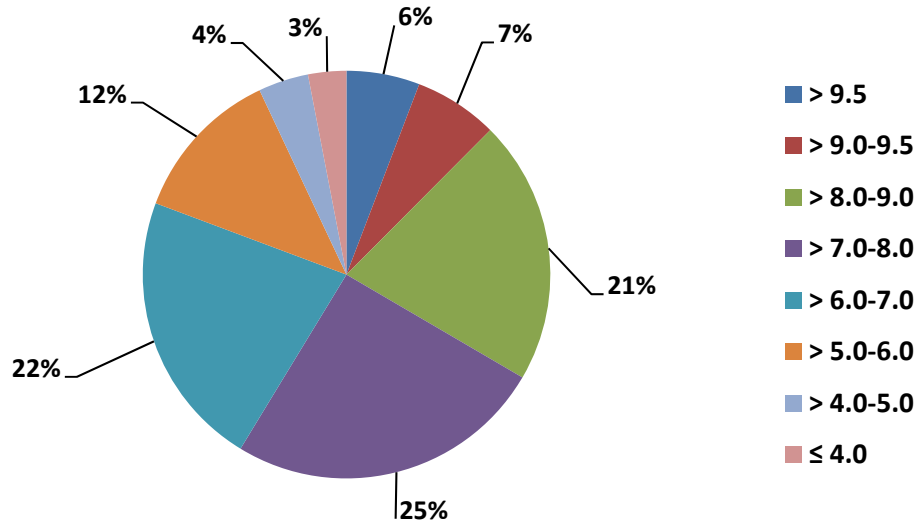
**CPI (Percentage) of All PG Students Registered in 2019-20/II**



**CPI (Percentage) of All UG Students Registered in 2019-20/II**



**CPI (Percentage) of All CORE COURSES (UG)  
Students Registered in 2019-20/II**



\*\*\*\*\*