


**INDIAN INSTITUTE OF TECHNOLOGY KANPUR**



**UN-AUDITED  
ANNUAL ACCOUNTS  
FOR THE FINANCIAL YEAR 2016-2017**

**INDIAN INSTITUTE OF TECHNOLOGY KANPUR**

**ANNUAL ACCOUNTS FOR THE YEAR ENDED 31ST MARCH 2017**

**CONTENTS**

<b>SR. NO.</b>	<b>PARTICULARS</b>	<b>FROM</b>	<b>TO</b>
1	BALANCE SHEET	1	1
2	INCOME & EXPENDITURE	2	2
3	RECEIPTS & PAYMENTS	2(a)	2(b)
4	STATEMENT OF CASH FLOWS	2(c)	2(d)
5	SCHEDULE 1 TO 22	3	35
6	SIGNIFICANT ACCOUNTING POLICIES (SCHEDULE 23)	36	41
7	NOTES ON ACCOUNTS AND CONTINGENT LIABILITES (SCHEDULE 24)	42	44
8	BALANCE SHEET - PROVIDENT FUND	45	45
9	RECEIPTS & PAYMENTS - PROVIDENT FUND	46	46
10	STATEMENT OF CASH FLOWS -PROVIDENT FUND	46(a)	46(a)
11	BALANCE SHEET - FUND HALL MANAGEMENT	47	47
12	INCOME & EXPENDITURE - FUND HALL MANAGEMENT	48	48
13	RECEIPTS & PAYMENTS - FUND HALL MANAGEMENT	49	49
14	STATEMENT OF CASH FLOWS -FUND HALL MANAGEMENT	49(a)	49(a)
15	BALANCE SHEET - NEW PENSION SCHEME	50	50
16	RECEIPTS & PAYMENTS - NEW PENSION SCHEME	51	51
17	STATEMENT OF CASH FLOWS -NEW PENSION SCHEME	51(a)	51(a)
18	BALANCE SHEET - POST RETIREMENT MEDICAL SCHEME	52	52
19	INCOME & EXPENDITURE - POST RETIREMENT MEDICAL SCHEME	53	53
20	RECEIPTS & PAYMENTS - POST RETIREMENT MEDICAL SCHEME	54	54
21	STATEMENT OF CASH FLOWS -POST RETIREMENT MEDICAL SCHEME	54(a)	54(a)
22	BALANCE SHEET - HALL AFFAIRS	55	55
23	INCOME & EXPENDITURE - HALL AFFAIRS	56	56
24	RECEIPTS & PAYMENTS - HALL AFFAIRS	57	57
25	STATEMENT OF CASH FLOWS -HALL AFFAIRS	57(a)	57(a)
26	<b>UTILIZATION CERTIFICATES</b>		
	NORMAL PLAN	58	58
	NON - PLAN	59	59

# INDIAN INSTITUTE OF TECHNOLOGY KANPUR

## BALANCE SHEET AS AT 31st MARCH 2017

(Amount-Rs)

SOURCES OF FUNDS	SCHEDULE	CURRENT YEAR 31.03.2017	PREVIOUS YEAR 31.03.2016
Corpus/Capital Fund	1	13,91,25,88,246	13,35,63,66,671
Designated/Earmarked/Endowment Funds	2	2,72,88,98,280	2,49,04,44,193
Secured Loans from Bank Against FDRs	-	46,50,50,000	51,00,50,000
Current Liabilities	3	3,21,09,92,700	2,59,76,67,325
Provisions	3	9,91,09,57,161	9,77,66,23,578
<b>TOTAL</b>		<b>30,22,84,86,387</b>	<b>28,73,11,51,767</b>
APPLICATION OF FUNDS	SCHEDULE	CURRENT YEAR 31.03.2017	PREVIOUS YEAR 31.03.2016
<b>FIXED ASSETS</b>			
Tangible Assets	4	10,82,53,50,842	10,94,64,94,056
Intangible Assets	4	17,09,31,635	3,75,66,640
Capital Works-In-Progress	4	1,39,51,48,956	94,74,48,643
<b>INVESTMENT FROM EARMARKED/ENDOWMENT FUNDS</b>			
Long Term	5	2,69,77,33,000	2,43,55,33,000
Short Term	5	1,04,16,78,444	1,08,30,00,000
Investment - Others	6	10,000	10,000
MHRD Grants Receivable	7	78,61,57,764	1,21,81,77,201
Current Assets	7A	12,66,11,36,301	11,52,72,45,118
Loans, Advances & Deposits	8	65,03,39,445	53,56,77,109
<b>TOTAL</b>		<b>30,22,84,86,387</b>	<b>28,73,11,51,767</b>
<b>SIGNIFICANT ACCOUNTING POLICIES</b>	23		
<b>CONTINGENT LIABILITIES AND NOTES TO ACCOUNTS</b>	24		



*[Signature]*  
SUPDT. ASSTT. REGISTRAR (F&A)

*[Signature]*  
DY. REGISTRAR (F&A)

*[Signature]*  
FINANCE OFFICER

*[Signature]*  
DY. DIRECTOR

*[Signature]*  
(Actg) DIRECTOR

DATED : 19.05.2017

# INDIAN INSTITUTE OF TECHNOLOGY KANPUR

## INCOME AND EXPENDITURE ACCOUNT FOR YEAR ENDED 31st MARCH 2017

(Amount-Rs)

PARTICULARS	SCHEDULE	CURRENT YEAR 31.03.2017	PREVIOUS YEAR 31.03.2016
<b>INCOME</b>			
Academic Receipts	9	46,47,48,053	94,31,79,727
<u>Grants/Subsidies</u>			
Grants against Salary	10	1,53,46,56,419	1,55,01,23,689
Grants against Pension	10	62,12,00,989	60,98,05,277
Grants against Others	10	31,12,00,000	22,49,00,000
Grants against Scholarships	10	51,60,63,854	57,81,51,445
Income from Investments	11	14,29,18,630	17,41,16,828
Interest earned	12	1,40,33,156	1,51,86,734
Other Income	13	41,61,61,292	59,70,62,685
Prior Period Income	14	-	4,95,30,917
Deferred Revenue Income	-	1,55,66,03,979	3,25,18,92,279
<b>TOTAL (A)</b>		<b>5,57,75,86,372</b>	<b>7,99,39,49,581</b>
<b>EXPENDITURE</b>			
<u>Staff Payments &amp; Benefits (Establishment Expenses)</u>			
MHRD Grant Salaries	15	1,43,74,32,506	1,39,58,25,791
MHRD Grant Retirement and Terminal Benefits	15	87,77,49,555	1,13,88,63,165
<u>Academic Expenses</u>			
MHRD Scholarship	16	51,60,63,854	57,81,51,445
Other Academic Expenses	16	17,39,94,237	78,73,77,687
Administration and General Expenses	17	42,74,29,758	40,39,66,574
Transportation Expenses	18	59,78,226	57,97,513
Repairs & Maintenance	19	24,43,40,070	22,20,61,444
Finance Costs	20	3,56,79,172	2,52,74,152
Depreciation	4	1,56,82,69,695	3,35,21,43,961
Other Expenses	21	3,67,85,513	3,57,06,748
Prior Period Expenses	22	69,74,254	12,64,408
<b>TOTAL (B)</b>		<b>5,33,06,96,840</b>	<b>7,94,64,32,888</b>
<b>BALANCE BEING EXCESS OF INCOME OVER EXPENDITURE (A-B)</b>		<b>24,68,89,532</b>	<b>4,75,16,693</b>
Utilization Against Advances		-	-
<b>BALANCE BEING SURPLUS/(DEFICIT) CARRIED TO CAPITAL FUND</b>		<b>24,68,89,532</b>	<b>4,75,16,693</b>
SIGNIFICANT ACCOUNTING POLICIES		23	
CONTINGENT LIABILITIES AND NOTES TO ACCOUNTS		24	



SUPDT.
  
ASSTT. REGISTRAR (F&A)
  
DY. REGISTRAR (F&A)
  
FINANCE OFFICER
  
DY. DIRECTOR
  
DIRECTOR (A)

**INDIAN INSTITUTE OF TECHNOLOGY KANPUR**

**RECEIPTS AND PAYMENTS ACCOUNT FOR THE YEAR ENDED 31ST MARCH'2017**

(AMOUNT-Rs)

RECEIPTS	CURRENT YEAR 31.03.2017	PREVIOUS YEAR 31.03.2016	PAYMENTS	CURRENT YEAR 31.03.2017	PREVIOUS YEAR 31.03.2016
<b>OPENING BALANCE</b>			<b>EXPENSES</b>		
Cash Balances	1,93,430	5,00,000	Establishment Expnese	2,20,83,07,295	2,15,99,28,966
<b>BANK BALANCES</b>			Academic Expeses	66,74,97,654	77,27,43,620
Current accounts	26,56,88,151	2,02,25,197	Administrative Expenses	43,30,50,048	43,83,07,606
Savings accounts	39,29,31,173	46,22,22,413	Transportation Expenses	59,78,226	53,27,887
Transfer from Hall Management	-	1,19,51,371	Repairs & Maintenance	24,33,95,921	17,27,20,409
<b>GRANTS RECEIVED</b>			Finance Cost	3,87,44,927	2,48,99,264
From Government of India - Plan	1,81,44,41,055	1,77,50,00,000	Other Expenses	4,01,05,850	12,71,24,244
From Government of India-Non Plan	2,90,60,00,000	1,49,25,00,000	<b>PAYMENTS - EARMARKED/ ENDOWMENT FUNDS</b>	10,66,34,658	23,91,25,497
From other sources	3,37,97,997	2,27,63,491	<b>REPAYMENT OF LOAN AGAINST FDRs</b>	4,50,00,000	1,52,94,275
<b>ACADEMIC RECEIPTS</b>	50,05,36,336	50,16,48,931	<b>PAYMENTS AGAINST SPONSORED PROJECTS/SCHEMES</b>	97,05,54,831	77,81,55,624
<b>RECEIPTS -EARMARKED/ ENDOWMENT FUNDS</b>	9,83,05,497	18,14,03,623	<b>AGAINST SPONSORED FELLOWSHIPS/SCHOLARSHIPS/REFUNDS OF GRANTS/OTHERS</b>	57,33,03,866	69,35,13,947
<b>RECEIPTS -SPONSORED PROJECTS/SCHEMES</b>	2,32,59,01,394	1,44,58,40,374	<b>INVESTMENTS AND DEPOSITS MADE</b>		
<b>INCOME ON INVESTMENT FROM</b>			Out of Earmarked/Endowments funds	74,49,00,000	1,42,38,00,000
Earmarked/Endowment funds	22,14,45,945	21,53,90,757	Term Deposits with Banks	2,56,95,32,494	2,26,70,67,500



*Ali*

*Bonu 25/03/17*

*25/3/17*

*25/3/17*

**INDIAN INSTITUTE OF TECHNOLOGY KANPUR**

**RECEIPTS AND PAYMENTS ACCOUNT FOR THE YEAR ENDED 31ST MARCH'2017 (Contd....)**

(AMOUNT-Rs)

RECEIPTS	CURRENT YEAR 31.03.2017	PREVIOUS YEAR 31.03.2016	PAYMENTS	CURRENT YEAR 31.03.2017	PREVIOUS YEAR 31.03.2016
<b>INTEREST RECEIVED ON</b>					
Bank Deposits	13,33,49,640	16,42,02,117	<b>EXPENDITURE ON FIXED ASSETS</b>	2,08,43,81,660	1,59,33,85,381
Loans and Advances	26,92,875	17,85,817	<b>OTHER PAYMENTS/ STATUTORY PAYMENTS</b>	1,25,29,192	1,04,03,868
Savings Bank Accounts	1,08,70,198	61,69,816			
<b>INVESTMENT/TERM DEPOSITS ENCASHED</b>	2,48,67,67,906	4,34,11,03,017			
<b>OTHER INCOME</b>	20,51,36,887	19,27,14,366	<b>DEPOSIT AND ADVANCES</b>	33,96,68,839	10,38,96,442
<b>DEPSOITS AND ADVANCES</b>	28,59,58,201	82,29,04,446	<b>OTHER PAYMENTS</b>	31,37,61,642	8,51,49,16,689
<b>LOAN AGAINST FDRs FROM BANK</b>	-	52,00,50,000	<b>CLOSING BALANCE</b>		
<b>MISCELLANEOUS RECEIPTS</b>	56,87,21,706	66,23,05,093	Cash in Hand		1,93,430
<b>OTHER RECEIPTS</b>	-	7,15,87,43,147	<b>BANK BALANCES</b>		
			In Current Accounts	28,69,96,101	26,56,88,151
			In Savings Accounts	56,83,95,187	39,29,31,173
<b>TOTAL</b>	<b>12,25,27,38,391</b>	<b>19,99,94,23,976</b>	<b>TOTAL</b>	<b>12,25,27,38,391</b>	<b>19,99,94,23,973</b>

*[Signature]*  
SUPDT.

*[Signature]*  
ASSTT. REGISTRAR (F&A)

*[Signature]*  
DY. REGISTRAR (F&A)

*[Signature]*  
FINANCE OFFICER



**INDIAN INSTITUTE OF TECHNOLOGY KANPUR**  
**STATEMENT OF CASH FLOWS FOR THE YEAR ENDED 31st MARCH 2017**

<b><u>CASH FLOW FROM OPERATING ACTIVITIES</u></b>	Amount (Rs.)	Amount (Rs.)
<b>Funds Received MHRD Plan</b>		
Recurring (Scholarships)	58,17,97,655	
<b>Funds Received MHRD Non Plan</b>		
Salary	2,13,52,00,000	
Pension	49,56,00,000	
Others	27,52,00,000	
Grants Received from Other Sources	3,37,97,997	
Academic Incomes	50,05,36,336	
Earmarked/ Endowment Fund Received	9,83,05,497	
Receipts for Sponsored Projects/ Schemes	2,32,59,01,394	
Interest on Investment	22,14,45,945	
Interest on Bank Deposits	13,33,49,640	
Interest on Loans & Advances to Employees	26,92,875	
Interest on Savings Bank Account	1,08,70,198	
Other Income	20,51,36,887	
Receipts against Deposits & Advances	28,59,58,201	
Miscellaneous Income	56,87,21,706	7,87,45,14,331
Less: <b>Establishment Expenses</b>		
Salary	1,53,46,56,000	
Pension & Retirement Benefits	62,12,01,000	
Other Establishment Expenses	5,24,50,295	
<b>Academic Expenses</b>		
MHRD Scholarships	51,60,62,000	
Other Actual Expenses	15,14,35,654	
Administrative Expenses	43,30,50,048	
Transportation Expenses	59,78,226	
Repairs & Maintenance Expenses	24,33,95,921	
Finance Expenses	3,87,44,927	
Other Expenses	4,01,05,850	
<b>Payments from Earmarked / Endowment Fund</b>		
Promotional Expenses DORA	1,69,61,447	
DORA Pool A/c	1,06,200	
Development/Operational Expense DORA	7,43,03,634	
Designated Donation DORA	1,06,71,908	
Caution Money DORA	45,91,469	
Payments for Sponsored Projects/ Schemes/	97,05,54,831	
Payments against Sponsored		
Fellowships/Scholarships/Refund of Grants/Others	57,33,03,866	
Payments against Deposits & Advances	33,96,68,839	
Other Payments	31,37,61,642	
Government Tax	1,25,29,192	5,95,35,32,949
<b>Net Cash Flow from Operating Activities</b>		<b>1,92,09,81,382</b>

*Handwritten signature*

*Handwritten signature*

*Handwritten signature*

*Handwritten signature*  
25/5/17

**INDIAN INSTITUTE OF TECHNOLOGY KANPUR**  
**CASH FLOW FOR THE YEAR ENDED 31st MARCH 2017 (Contd...)**

**CASH FLOW FROM INVESTING ACTIVITIES**

<b>Funds Received MHRD Plan</b>		
Non Recurring (Capital)	1,23,26,43,400	
Investment Enchashed	2,48,67,67,906	<b>3,71,94,11,306</b>
Less: Investment out of Earmarked/ Endowment Fund	74,49,00,000	
Investment in Term Deposits	2,56,95,32,494	
<b>Creation/Purchase of Fixed Assets</b>		
New Buildings	92,70,91,000	
Renovations & Modifications	16,24,85,000	
IISM	66,09,000	
Equipments	28,70,98,000	
Library Resources	19,28,69,000	
Upgradation of Computing Facilities	3,96,36,000	
Computer Equipments (Projects' Account)	3,63,99,514	
Networking / Telephone	16,14,000	
Office Automation	69,87,000	
Furnitures & Fixtures	91,52,661	
Furnitures & Fixtures (Projects' Account)	17,90,292	
Equipments (Projects' Account)	41,26,50,193	<b>5,39,88,14,154</b>
<b>Net Cash Flow from Investing Activities</b>		<b>(1,67,94,02,848)</b>

**CASH FLOW FROM FINANCING ACTIVITIES**

Cash Receipts	-	
Less: Repayment of Loan against FDRs	4,50,00,000	
<b>Net Cash Flow From Financing Activities</b>		<b>(4,50,00,000)</b>

**NET INCREASE IN CASH** **19,65,78,534**

Closing Cash Flow Balance as on 31.03.2017	85,53,91,288
Less: Opening Cash Flow Balance as on 01.04.2016	65,88,12,754
<b>NET INCREASE IN CASH</b>	<b>19,65,78,534</b>

*[Signature]*  
SUPDT.

*[Signature]*  
ASSTT. REGISTRAR (F&A)

*[Signature]*  
DY. REGISTRAR (F&A)

*[Signature]*  
FINANCE OFFICER





# INDIAN INSTITUTE OF TECHNOLOGY KANPUR

## SCHEDULE - 1 CORPUS/CAPITAL FUND

(Amount-Rs)

PARTICULARS	CURRENT YEAR 31.03.2017	PREVIOUS YEAR 31.03.2016
<b>BALANCE AT THE BEGINNING OF THE YEAR</b>	13,35,63,66,671	15,24,47,88,417
Add : Grants from Government of India and to the extent utilized for capital expenditure	1,62,43,88,944	1,48,19,35,790
Add : Asset Purchased out of Earmarked Funds	53,72,11,147	38,92,77,607
Less: Opening Balance of Grant Receivable against Plan Non Recurring Written Off	86,35,790	4,07,61,000
Less: Closing Balance of Grant Receivable against Plan Non Recurring Written Off	27,66,54,801	
Less : Provision Against Value of Written off Fixed Assets	6,03,98,499	6,11,58,868
Add : Donations Received Against Assets	-	10,23,63,491
Add : Donated Assets	-	86,679
Add : Adjustment during the year	5,00,25,021	63,73,11,859
Add: Excess of Income over Expenditure transferred from the Income & Expenditure A/c	24,68,89,532	4,75,16,693
Less : Transfer to Deferred Revenue Income (Depreciation)	1,55,66,03,979	3,25,18,92,279
<b>TOTAL</b>	<b>13,91,25,88,246</b>	<b>13,35,63,66,671</b>
<b>(DEDUCT) DEFICIT TRANSFERRED FROM THE INCOME &amp; EXPENDITURE ACCOUNT</b>	-	-
<b>BALANCE AT THE YEAR END</b>	<b>13,91,25,88,246</b>	<b>13,35,63,66,671</b>



SUPDT.

ASSTT. REGISTRAR (F&A)

DY. REGISTRAR (F&A)


FINANCE OFFICER

**INDIAN INSTITUTE OF TECHNOLOGY KANPUR  
ENDOWMENT FUND ACCOUNT**

**SCHEDULE - 2 DESIGNATED/EARMARKED/ENDOWMENT FUNDS**

(Amount-Rs)

PARTICULARS	FUND WISE BREAKUP										TOTAL	
	GENERAL FUND	DORA PROMOTION A/C FUND	DONATION FUND	RISK RESERVE FUND	SIDBI FUND	MEDICAL EMERGENCY FUND	CAUTION MONEY FUND	RR FUND	R&D PENSION FUND	DRPG POOL FUND	CURRENT YEAR 31.03.2017	PREVIOUS YEAR 31.03.2016
<b>A.</b>												
a) Opening Balance	84,55,10,322	4,33,62,815	1,21,18,70,431	20,63,52,536	13,74,38,651	21,08,752	2,49,58,452	76,63,477	1,08,33,686	3,45,070	2,49,04,44,192	2,38,03,58,900
b) Advance / Interest Outstanding from Institute Main Account (related to previous F.Y.)	38,00,00,000	2,00,00,000	-	5,72,50,000	-	-	-	71,66,107	-	-	46,44,16,107	-
c) Additions during the year	-	-	7,62,51,426	-	38,58,399	41,64,299	39,04,000	11,80,98,134	-	-	20,62,76,258	6,25,35,850
d) Income from investment made of the fund / Savings Bank Account / Incentives	7,21,21,226	2,55,57,809	10,11,74,628	1,68,69,417	40,87,523	1,72,391	20,40,365	-	8,85,659	2,20,129	22,31,29,148	25,20,99,114
e) Loan from SBI/UBI	-	-	-	-	-	-	-	-	-	-	-	45,52,50,000
f) Refundable Receipts	-	-	-	-	-	-	-	-	-	-	-	9,09,19,804
g) Adjustment Relating to Previous Year	-	-	2,49,677	-	-	-	-	-	-	1	2,49,678	1,26,32,722
h) Transfer To Risk Reserve	-	-	-	2,52,42,429	-	-	-	-	-	-	2,52,42,429	2,78,73,495
i) Corporate Social Responsibility	-	-	1,45,65,000	-	-	-	-	-	-	-	1,45,65,000	-
j) Advance received from Account-I against Advances	-	-	-	1,27,50,000	-	-	-	-	-	-	1,27,50,000	-
k) Advance received from Account-I against Advances (related to previous F.Y.)	-	-	-	3,00,00,000	-	-	-	2,00,00,000	-	-	5,00,00,000	-
l) Interest against Advances received from Account-I	-	-	-	14,55,000	-	-	-	4,80,00,000	-	-	4,94,55,000	4,00,00,000
<b>TOTAL (A)</b>	<b>1,29,76,31,548</b>	<b>8,89,20,624</b>	<b>1,40,41,11,161</b>	<b>34,99,19,381</b>	<b>14,53,84,573</b>	<b>64,45,443</b>	<b>3,09,02,817</b>	<b>20,09,27,718</b>	<b>1,17,19,345</b>	<b>5,65,200</b>	<b>3,53,65,27,811</b>	<b>3,32,16,69,886</b>
<b>B.</b>												
<b>Utilisation/Exp. towards objectives of funds</b>												
a) Advances repaid to SBI	-	-	-	-	-	-	-	-	-	-	-	1,00,00,000
b) Interest on advances repaid by Institute Main Account (related to previous F.Y.)	-	-	-	-	-	-	-	2,00,00,000	-	-	2,00,00,000	-
c) Interest on Advances repaid to SBI	-	-	-	-	-	-	-	4,31,26,870	-	-	4,31,26,870	2,47,05,725
d) Capital Expenditure	-	-	-	-	-	-	-	-	-	-	-	33,34,223
e) Advances to Institute Main Account	-	-	-	-	-	-	-	-	-	-	-	50,00,00,000
f) Expenditure during the year	5,15,38,314	1,33,79,039	4,30,36,833	-	1,09,07,959	-	48,77,572	12,00,53,789	-	1,23,200	24,39,16,706	26,26,15,704
g) Bank Charges	93,526	-	-	-	-	-	-	-	-	-	93,526	64,055
h) Adjustment relating to Previous F.Y.	-	-	-	3,00,00,000	-	-	-	-	-	-	3,00,00,000	26,32,491
i) Transfer To Risk Reserve	2,52,42,429	-	-	-	-	-	-	-	-	-	2,52,42,429	2,78,73,495
<b>TOTAL (B)</b>	<b>7,68,74,269</b>	<b>1,33,79,039</b>	<b>4,30,36,833</b>	<b>3,00,00,000</b>	<b>1,09,07,959</b>	<b>-</b>	<b>48,77,572</b>	<b>18,31,80,659</b>	<b>-</b>	<b>1,23,200</b>	<b>36,23,79,531</b>	<b>83,12,25,693</b>
<b>CLOSING BALANCE AT THE YEAR END (A-B)</b>	<b>1,22,07,57,279</b>	<b>7,55,41,585</b>	<b>1,36,10,74,328</b>	<b>31,99,19,381</b>	<b>13,44,76,614</b>	<b>64,45,443</b>	<b>2,60,25,245</b>	<b>1,77,47,059</b>	<b>1,17,19,345</b>	<b>4,42,000</b>	<b>3,17,41,48,280</b>	<b>2,49,04,44,192</b>
<b>Represented by Assets:</b>												
Cash And Bank Balances											3,16,79,630	5,85,39,289
Investments											2,69,72,33,000	2,40,50,33,000
Investments in Transit											1,00,00,000	4,50,00,000
Donations Represented by way of Shares											5,00,000	5,00,000
Caution Money Receivable											39,04,000	34,24,000
Cheque In transit											-	13,18,400
Medical Emergency Fund Receivable from Institute Main Account											41,64,299	-
Interest Receivable from Institute Main Account											71,66,107	-
Advances Receivable from Institute Main Account											45,72,50,000	-
Interest accrued but not due											3,01,15,128	2,54,46,864
TDS Receivable from Institute Main Account											8,79,996	-
Total Assets											3,24,28,92,160	2,53,92,61,553
Less: Current Liabilities	3,35,27,488	8,22,592	1,56,81,789	-	1,56,69,606	-	2,86,103	26,98,302	-	58,000	6,87,43,880	4,88,17,360
											3,17,41,48,280	2,49,04,44,192



*[Signature]*  
SUPDT.

*[Signature]*  
ASST. REGISTRAR (F&A)

*[Signature]*  
DY. REGISTRAR (F&A)

*[Signature]*  
FINANCE OFFICER

**INDIAN INSTITUTE OF TECHNOLOGY KANPUR**  
**ENDOWMENT FUND ACCOUNT**

**SCHEDULE - 2A DESIGNATED/EARMARKED/ENDOWMENT FUNDS**

(Amount-Rs)

S.No.	NAME OF ENDOWMENT FUND	OPENING BALANCE 01.04.2016		ADDITIONS DURING THE YEAR		TOTAL		EXPENDITURE ON THE OBJECT OF FUND DURING		CLOSING BALANCE 31.03.2017		TOTAL
		3. Endowment	4. Accumulated Interest	5. Endowment	6. Interest	7. Endowment (3+5)	8. Accumulated Interest (4+6)	9 Expenditure From Endowment	9 Expenditure From Interest.	10. Endowment	11. Accumulated Interest	12=10+11
1	General Corpus Fund	80,31,81,823	4,23,28,499	38,00,00,000	7,21,21,226	1,18,31,81,823	11,44,49,725	-	7,68,74,269	1,18,31,81,823	3,75,75,456	1,22,07,57,279
2	DORA Promotion Fund	-	4,33,62,815	2,00,00,000	2,55,57,809	2,00,00,000	6,89,20,624	-	1,33,79,039	2,00,00,000	5,55,41,585	7,55,41,585
3	Donations Fund	1,12,88,96,571	8,29,73,860	9,08,16,426	10,14,24,305	1,21,97,12,997	18,43,98,164	-	4,30,36,833	1,21,97,12,997	14,13,61,331	1,36,10,74,328
4	Risk Reserve Fund	-	20,63,52,536	7,00,00,000	4,35,66,846	7,00,00,000	24,99,19,381	-	-	7,00,00,000	24,99,19,381	31,99,19,381
5	SIDBI Fund	14,00,00,000	-25,61,349	-	79,45,922	14,00,00,000	53,84,573	-	1,09,07,959	14,00,00,000	-55,23,386	13,44,76,614
6	Medical Emergency Fund	18,98,387	2,10,365	41,64,299	1,72,391	60,62,686	3,82,757	-	-	60,62,686	3,82,757	64,45,443
7	Caution Money Fund	1,82,37,886	67,20,566	39,04,000	20,40,365	2,21,41,886	87,60,931	-	48,77,572	2,21,41,886	38,83,359	2,60,25,245
8	RR Fund	76,63,477	-	13,71,88,134	5,60,76,107	14,48,51,611	5,60,76,107	11,45,79,396	6,86,01,263	3,02,72,215	-1,25,25,156	1,77,47,059
9	R&D Pension Fund	86,90,287	21,43,400	-	8,85,659	86,90,287	30,29,059	-	-	86,90,287	30,29,059	1,17,19,345
10	DRPG Pool Fund	-	3,45,071	-	2,20,129	-	5,65,199	-	1,23,200	-	4,41,999	4,41,999
	<b>TOTAL</b>	<b>2,10,85,68,431</b>	<b>38,18,75,762</b>	<b>70,60,72,859</b>	<b>31,00,10,760</b>	<b>2,81,46,41,290</b>	<b>69,18,86,522</b>	<b>11,45,79,396</b>	<b>21,78,00,135</b>	<b>2,70,00,61,894</b>	<b>47,40,86,387</b>	<b>3,17,41,48,280</b>



*[Signature]*  
SUPDT.

*[Signature]*  
ASSTT. REGISTRAR (F&A)

*[Signature]*  
DY. REGISTRAR (F&A)

*[Signature]*  
19/5/17  
FINANCE OFFICER

**INDIAN INSTITUTE OF TECHNOLOGY KANPUR**

**SCHEDULE - 3 CURRENT LIABILITIES & PROVISIONS**

PARTICULARS	CURRENT YEAR 31.03.2017	PREVIOUS YEAR 31.03.2016
<b>A. CURRENT LIABILITIES</b>		
Deposit from students (Caution Money & Hostel Security)	5,11,36,596	4,64,33,496
<b>Sundry Creditors</b>		
For Goods & Services	19,20,20,887	22,60,87,927
Others	-	-
Deposit-Others (including EMD, Security Deposit)	4,17,74,472	2,84,74,094
<b>Statutory Liabilities (GFP, TDS, WC TAX, CPF, GIS, NPS):</b>		
Overdue	-	-
Others	75,19,208	3,10,77,738
<b>Other Current Liabilities</b>		
Salaries & Wages Payable including for March'17	10,02,12,077	6,22,19,737
Administrative Expenses	6,65,39,576	16,00,48,465
Receipt against sponsored projects	2,39,31,14,043	1,82,19,56,491
Receipt against sponsored fellowships & scholarships	87,26,408	80,10,624
Electricity Charges	46,20,619	89,75,548
Audit Fee Payable	25,00,000	-
Loan Taken by Institute from Endowment Funds		4,47,50,000
Unutilised Grants	14,00,00,000	-
Amount Payable to Project Account (RR)	1,80,36,283	-
New Pension Scheme	75,35,424	62,46,258
PRM Scheme		
Caution Money Others	-	8,08,250
Retirement Benefits Payable	4,75,21,230	1,35,58,778
Fees Received in Advance	5,99,79,724	5,44,61,500
Other liabilities	6,97,56,153	8,45,58,419
<b>TOTAL (A)</b>	<b>3,21,09,92,700</b>	<b>2,59,76,67,325</b>
<b>B. PROVISIONS</b>		
Gratuity	30,81,87,284	25,66,69,717
Superannuation Pension	9,05,88,58,649	9,00,49,58,369
Accumulated Leave Encashment	54,39,11,228	51,49,95,492
<b>TOTAL (B)</b>	<b>9,91,09,57,161</b>	<b>9,77,66,23,578</b>
<b>TOTAL (A+B)</b>	<b>13,12,19,49,861</b>	<b>12,37,42,90,903</b>



*[Signature]*  
SUPDT.

*[Signature]*  
ASSTT. REGISTRAR (F&A)

*[Signature]*  
DY. REGISTRAR (F&A)

*[Signature]*  
FINANCE OFFICER

## INDIAN INSTITUTE OF TECHNOLOGY KANPUR

### SCHEDULE - 3A UNUTILISED GRANTS FROM GOVERNMENT OF INDIA

(Amount-Rs)

PARTICULARS	CURRENT YEAR 31.03.2017	PREVIOUS YEAR 31.03.2016
<b>PLAN GRANTS: GOVERNMENT OF INDIA</b>		
Balance B/F	(8,50,87,235)	(8,03,00,000)
Add: Internal Receipts	3,37,97,997	
Less: Opening Plan Non Recurring W/o	86,35,790	
Add: Sanctioned during the year	1,61,44,41,055	1,97,50,00,000
<b>TOTAL (A)</b>	<b>1,57,17,87,607</b>	<b>1,89,47,00,000</b>
Less: Refunds		0
Less: Utilized for Revenue Expenditure	51,60,63,854	57,81,51,445
Less: Utilized for Capital Expenditure	1,62,43,88,944	1,40,16,35,790
Less: Closing Plan Non Recurring W/o	27,66,54,801	
<b>TOTAL (B)</b>	<b>1,86,37,97,997</b>	<b>1,97,97,87,235</b>
<b>UNUTILIZED CARRIED FORWARD (A-B)</b>	<b>(29,20,10,390)</b>	<b>(8,50,87,235)</b>
<b>NON-PLAN GRANTS: GOVERNMENT OF INDIA</b>		
Balance B/F	(85,09,28,018)	(6,67,19,000)
Add: Sanctioned during the year	2,58,00,00,000	1,99,85,00,000
<b>TOTAL (C)</b>	<b>1,72,90,71,982</b>	<b>1,93,17,81,000</b>
Less: Redunds		0
Less: Utilized for Revenue Expenditure	2,15,58,57,408	2,78,27,09,018
Less: Utilized for Capital Expenditure	0	0
<b>TOTAL (D)</b>	<b>2,15,58,57,408</b>	<b>2,78,27,09,018</b>
<b>UNUTILIZED CARRIED FORWARD (C-D)</b>	<b>(42,67,85,426)</b>	<b>(85,09,28,018)</b>



SUPDT.

ASSTT. REGISTRAR (F&A)

DY. REGISTRAR (F&A)

FINANCE OFFICER

**INDIAN INSTITUTE OF TECHNOLOGY KANPUR**

**SCHEDULE - 4 CONSOLIDATED PLAN- FIXED ASSETS**

(Amount-Rs)

SR. NO.	ASSETS HEADS  TANGIBLE ASSETS	GROSS BLOCK				DEPRECIATION				NET BLOCK	
		OPENING BALANCE 01.04.2016	ADDITIONS	DEDUCTIONS	CLOSING BALANCE 31.03.2017	OPENING BALANCE 01.04.2016	FOR THE YEAR	DEDUCTIONS/ ADJUSTMENT	TOTAL DEPRECIATION 31.03.2017	AS AT 31.03.2017	AS AT 31.03.2016
1	<b>Land</b>										
	Freehold	9,00,000	-	-	9,00,000	-	-	-	-	9,00,000	9,00,000
	Lease Hold (IET - Noida)	11,72,27,164	-	-	11,72,27,164	-	-	-	-	11,72,27,164	11,72,27,164
2	Buildings (On free hold Land)	5,89,28,15,334	62,49,74,474	-	6,51,77,89,808	1,08,97,20,975	12,38,38,007	-	1,21,35,58,982	5,30,42,30,826	4,80,30,94,359
3	Buildings (Project)	22,46,31,989	-	-	22,46,31,989	5,45,22,953	42,68,008	-	5,87,90,961	16,58,41,028	17,01,09,036
4	Plant Machinery (Central AC)	20,79,04,290	94,23,501	-	21,73,27,791	7,13,62,432	1,96,13,833	-	9,09,76,265	12,63,51,526	13,65,41,858
5	Computer/Peripherals Equipment	1,18,02,69,770	7,70,24,680	3,01,23,061	1,22,71,71,389	90,17,66,842	22,44,44,443	1,06,16,548	1,11,55,94,737	11,15,76,652	27,85,02,928
6	Lab & Science Equipments	7,60,31,27,814	69,60,38,728	3,63,75,563	8,26,27,90,979	3,78,86,11,050	73,14,15,905	-	4,52,00,26,955	3,74,27,64,024	3,81,45,16,764
7	General (Office) Equipment	1,19,48,94,673	2,43,00,643	32,79,520	1,21,59,15,796	48,92,75,492	10,24,09,522	-	59,76,85,014	61,82,30,782	70,56,13,181
8	Furniture & Fixtures	24,58,08,563	91,52,661	12,36,904	25,37,24,321	9,58,01,820	2,24,20,213	-	11,82,22,033	13,55,02,288	15,00,06,743
9	Lease Line	9,86,57,007	-	9,86,57,007	-	9,86,57,007	-	9,86,57,007	-	-	-
10	Vehicles	94,28,396	19,18,755	-	1,13,47,151	89,22,341	9,38,683	-	98,61,024	14,86,127	5,06,055
11	Donated Equipment	83,46,175	-	-	83,46,175	69,56,817	7,53,242	-	77,10,059	6,36,116	13,89,358
12	Periodical & Journal (Project)	1,33,75,17,932	-	-	1,33,75,17,932	65,31,17,610	24,77,75,197	-	90,08,92,807	43,66,25,125	68,44,00,322
13	Library Books	26,64,76,677	44,81,677	-	27,09,58,354	18,27,96,389	2,41,82,781	-	20,69,79,170	6,39,79,184	8,36,80,288
	<b>TOTAL (A)</b>	<b>18,38,80,05,784</b>	<b>1,44,73,15,119</b>	<b>16,96,72,054</b>	<b>19,66,56,48,849</b>	<b>7,44,15,11,728</b>	<b>1,50,80,59,834</b>	<b>10,92,73,555</b>	<b>8,84,02,98,007</b>	<b>10,82,53,50,842</b>	<b>10,94,64,94,056</b>
14	Capital Work in Progress	94,74,48,643	1,39,51,48,956	94,74,48,643	1,39,51,48,956	-	-	-	-	1,39,51,48,956	94,74,48,643
	<b>TOTAL (B)</b>	<b>94,74,48,643</b>	<b>1,39,51,48,956</b>	<b>94,74,48,643</b>	<b>1,39,51,48,956</b>	<b>-</b>	<b>-</b>	<b>-</b>	<b>-</b>	<b>1,39,51,48,956</b>	<b>94,74,48,643</b>

SR. NO.	ASSETS HEADS  INTANGIBLE ASSETS	GROSS BLOCK				DEPRECIATION/AMORTIZATION				NET BLOCK	
		OPENING BALANCE 01.04.2016	ADDITIONS	DEDUCTIONS	CLOSING BALANCE 31.03.2017	OPENING BALANCE 01.04.2016	FOR THE YEAR	DEDUCTIONS/ ADJUSTMENT	TOTAL DEPRECIATION 31.03.2017	AS AT 31.03.2017	AS AT 31.03.2016
15	e-Journals	13,42,65,180	19,28,69,856	-	32,71,35,036	10,01,61,205	5,98,15,836	-	15,99,77,041	16,71,57,995	3,41,03,975
16	Patents	40,97,775	7,05,000	-	48,02,775	6,35,110	3,94,025	-	10,29,135	37,73,640	34,62,665
	<b>TOTAL (C)</b>	<b>13,83,62,955</b>	<b>19,35,74,856</b>	<b>-</b>	<b>33,19,37,811</b>	<b>10,07,96,315</b>	<b>6,02,09,861</b>	<b>-</b>	<b>16,10,06,176</b>	<b>17,09,31,635</b>	<b>3,75,66,640</b>
	<b>GRAND TOTAL (A+B+C)</b>	<b>19,47,38,17,382</b>	<b>3,03,60,38,931</b>	<b>1,11,71,20,697</b>	<b>21,39,27,35,616</b>	<b>7,54,23,08,043</b>	<b>1,56,82,69,695</b>	<b>10,92,73,555</b>	<b>9,00,13,04,183</b>	<b>12,39,14,31,433</b>	<b>11,93,15,09,339</b>

SUPDT.

ASSTT. REGISTRAR (F&A)

DY. REGISTRAR (F&A)

FINANCE OFFICER



**INDIAN INSTITUTE OF TECHNOLOGY KANPUR**

**SCHEDULE - 4A PLAN- FIXED ASSETS**

(Amount-Rs)

SR. NO.	ASSETS HEADS  TANGIBLE ASSETS	GROSS BLOCK				DEPRECIATION				NET BLOCK	
		OPENING BALANCE 01.04.2016	ADDITIONS	DEDUCTIONS	CLOSING BALANCE 31.03.2017	OPENING BALANCE 01.04.2016	FOR THE YEAR	DEDUCTIONS/ ADJUSTMENT	TOTAL DEPRECIATION 31.03.2017	AS AT 31.03.2017	AS AT 31.03.2016
1	<b>Land</b>										
	Freehold	9,00,000	-	-	9,00,000	-	-	-	-	9,00,000	9,00,000
	Lease Hold (IET - Noida)	11,72,27,164	-	-	11,72,27,164	-	-	-	-	11,72,27,164	11,72,27,164
2	Buildings (On free hold Land)	5,89,25,85,404	62,49,74,474	-	6,51,75,59,878	1,08,96,87,809	12,38,33,638	-	1,21,35,21,447	5,30,40,38,431	4,80,28,97,595
3	Buildings (Project)	22,46,31,989	-	-	22,46,31,989	5,45,22,953	42,68,008	-	5,87,90,961	16,58,41,028	17,01,09,036
4	Plant Machinery (Central AC)	20,79,04,290	94,23,501	-	21,73,27,791	7,13,62,432	1,96,13,833	-	9,09,76,265	12,63,51,526	13,65,41,858
5	Computer/Peripherals Equipment	68,54,32,817	3,97,08,453	2,99,80,280	69,51,60,990	51,75,53,024	13,02,91,302	1,06,16,548	63,72,27,778	5,79,33,212	16,78,79,793
6	Lab & Science Equipments	4,57,51,83,736	20,56,87,027	3,54,78,142	4,74,53,92,621	1,90,89,97,933	43,14,73,586	-	2,34,04,71,519	2,40,49,21,102	2,66,61,85,803
7	General (Office) Equipment	43,68,43,893	1,54,96,866	30,49,959	44,92,90,800	24,32,13,081	4,03,20,588	-	28,35,33,669	16,57,57,131	19,36,30,812
8	Furniture & Fixtures	16,62,48,277	68,49,885	12,36,904	17,18,61,259	6,03,42,830	1,53,58,220	-	7,57,01,050	9,61,60,209	10,59,05,447
9	Lease Line	9,86,57,007	-	9,86,57,007	-	9,86,57,007	-	9,86,57,007	-	-	-
10	Vehicles	94,28,396	19,18,755	-	1,13,47,151	89,22,341	9,38,683	-	98,61,024	14,86,127	5,06,055
11	Donated Equipment	83,46,175	-	-	83,46,175	69,56,817	7,53,242	-	77,10,059	6,36,116	13,89,358
12	Periodical & Journal (Project)	1,33,75,17,932	-	-	1,33,75,17,932	65,31,17,610	24,77,75,197	-	90,08,92,807	43,66,25,125	68,44,00,322
13	Library Books	25,01,08,680	34,65,319	-	25,35,73,999	17,52,51,453	2,26,82,846	-	19,79,34,299	5,56,39,700	7,48,57,227
	<b>TOTAL (A)</b>	<b>14,01,10,15,760</b>	<b>90,75,24,280</b>	<b>16,84,02,291</b>	<b>14,75,01,37,749</b>	<b>4,88,85,85,290</b>	<b>1,03,73,09,143</b>	<b>10,92,73,555</b>	<b>5,81,66,20,878</b>	<b>8,93,35,16,870</b>	<b>9,12,24,30,470</b>
14	Capital Work in Progress	94,74,48,643	1,39,51,48,956	94,74,48,643	1,39,51,48,956	-	-	-	-	1,39,51,48,956	94,74,48,643
	<b>TOTAL (B)</b>	<b>94,74,48,643</b>	<b>1,39,51,48,956</b>	<b>94,74,48,643</b>	<b>1,39,51,48,956</b>	<b>-</b>	<b>-</b>	<b>-</b>	<b>-</b>	<b>1,39,51,48,956</b>	<b>94,74,48,643</b>
SR. NO.	ASSETS HEADS  INTANGIBLE ASSETS	GROSS BLOCK				DEPRECIATION/AMORTIZATION				NET BLOCK	
		OPENING BALANCE 01.04.2016	ADDITIONS	DEDUCTIONS	CLOSING BALANCE 31.03.2017	OPENING BALANCE 01.04.2016	FOR THE YEAR	DEDUCTIONS/ ADJUSTMENT	TOTAL DEPRECIATION 31.03.2017	AS AT 31.03.2017	AS AT 31.03.2016
15	e-Journals	12,90,70,549	19,28,69,856	-	32,19,40,405	9,54,02,682	5,96,39,460	-	15,50,42,142	16,68,98,263	3,36,67,867
16	Patents	-	-	-	-	-	-	-	-	-	-
	<b>TOTAL (C)</b>	<b>12,90,70,549</b>	<b>19,28,69,856</b>	<b>-</b>	<b>32,19,40,405</b>	<b>9,54,02,682</b>	<b>5,96,39,460</b>	<b>-</b>	<b>15,50,42,142</b>	<b>16,68,98,263</b>	<b>3,36,67,867</b>
	<b>GRAND TOTAL (A+B+C)</b>	<b>15,08,75,34,952</b>	<b>2,49,55,43,092</b>	<b>1,11,58,50,934</b>	<b>16,46,72,27,110</b>	<b>4,98,39,87,972</b>	<b>1,09,69,48,604</b>	<b>10,92,73,555</b>	<b>5,97,16,63,021</b>	<b>10,49,55,64,089</b>	<b>10,10,35,46,980</b>

  
SUPDT.



  
ASSTT. REGISTRAR (F&A)

  
DY. REGISTRAR (F&A)

  
FINANCE OFFICER

**INDIAN INSTITUTE OF TECHNOLOGY KANPUR**

**SCHEDULE - 4B NON PLAN- FIXED ASSETS**

(Amount-Rs)

SR. NO.	ASSETS HEADS  TANGIBLE ASSETS	GROSS BLOCK				DEPRECIATION				NET BLOCK	
		OPENING BALANCE 01.04.2016	ADDITIONS	DEDUCTIONS	CLOSING BALANCE 31.03.2017	OPENING BALANCE 01.04.2016	FOR THE YEAR	DEDUCTIONS/ ADJUSTMENT	TOTAL DEPRECIATION 31.03.2017	AS AT 31.03.2017	AS AT 31.03.2016
1	Computer/Peripherals Equipment	1,20,82,858	4,66,996	-	1,25,49,854	95,49,965	12,09,154	-	1,07,59,119	17,90,735	25,32,893
2	General (Office) Equipment	11,65,15,168	22,90,533	-	11,88,05,701	8,69,79,733	99,26,834	-	9,69,06,567	2,18,99,134	2,95,35,435
3	Furniture & Fixtures	81,07,426	5,27,163	-	86,34,589	37,21,984	5,29,728	-	42,51,712	43,82,877	43,85,442
	<b>TOTAL (A)</b>	<b>13,67,05,452</b>	<b>32,84,692</b>	<b>-</b>	<b>13,99,90,144</b>	<b>10,02,51,682</b>	<b>1,16,65,716</b>	<b>-</b>	<b>11,19,17,398</b>	<b>2,80,72,746</b>	<b>3,64,53,770</b>
4	Capital Work in Progress										
	<b>TOTAL (B)</b>	<b>-</b>	<b>-</b>	<b>-</b>	<b>-</b>	<b>-</b>	<b>-</b>	<b>-</b>	<b>-</b>	<b>-</b>	<b>-</b>



ASSTT. REGISTRAR (F&A)

DY. REGISTRAR (F&A)

FINANCE OFFICER



**INDIAN INSTITUTE OF TECHNOLOGY KANPUR**

**SCHEDULE - 4C INTANGIBLE ASSETS**

(Amount-Rs)

SR. NO.	ASSETS HEADS  INTANGIBLE ASSETS	GROSS BLOCK				DEPRECIATION/AMORTIZATION				NET BLOCK	
		OPENING BALANCE 01.04.2016	ADDITIONS	DEDUCTIONS	CLOSING BALANCE 31.03.2017	OPENING BALANCE 01.04.2016	FOR THE YEAR	DEDUCTIONS/ ADJUSTMENT	TOTAL DEPRECIATION 31.03.2017	AS AT 31.03.2017	AS AT 31.03.2016
1	e-Journals	13,42,65,180	19,28,69,856	-	32,71,35,036	10,01,61,205	5,98,15,836	-	15,99,77,041	16,71,57,995	3,41,03,975
2	Patents	40,97,775	7,05,000	-	48,02,775	6,35,110	3,94,025	-	10,29,135	37,73,640	34,62,665
	<b>TOTAL</b>	<b>13,83,62,955</b>	<b>19,35,74,856</b>	<b>-</b>	<b>33,19,37,811</b>	<b>10,07,96,315</b>	<b>6,02,09,861</b>	<b>-</b>	<b>16,10,06,176</b>	<b>17,09,31,635</b>	<b>3,75,66,640</b>

*[Signature]*  
SUPDT.

*[Signature]*  
ASSTT. REGISTRAR (F&A)

*[Signature]*  
DY. REGISTRAR (F&A)

*[Signature]*  
FINANCE OFFICER



**INDIAN INSTITUTE OF TECHNOLOGY KANPUR**

**SCHEDULE - 4D EARMARKED FIXED ASSETS (PROJECTS' ACCOUNT)**

(Amount-Rs)

SR. NO.	ASSETS HEADS  TANGIBLE ASSETS	GROSS BLOCK				DEPRECIATION				NET BLOCK	
		OPENING BALANCE 01.04.2016	ADDITIONS	DEDUCTIONS	CLOSING BALANCE 31.03.2017	OPENING BALANCE 01.04.2016	FOR THE YEAR	DEDUCTIONS/ ADJUSTMENT	TOTAL DEPRECIATION 31.03.2017	AS AT 31.03.2017	AS AT 31.03.2016
1	Buildings (On free hold Land)	2,29,930	-	-	2,29,930	33,166	4,369	-	37,535	1,92,395	1,96,764
2	Computer/Peripherals Equipment	48,27,54,095	3,68,49,231	1,42,781	51,94,60,545	37,46,63,853	9,29,43,987	-	46,76,07,840	5,18,52,705	10,80,90,242
3	Lab & Science Equipments	3,02,79,44,078	49,03,51,701	8,97,421	3,51,73,98,358	1,87,96,13,117	29,99,42,319	-	2,17,95,55,436	1,33,78,42,922	1,14,83,30,961
4	General (Office) Equipment	64,15,35,612	65,13,244	2,29,561	64,78,19,295	15,90,82,678	5,81,62,100	-	21,72,44,778	43,05,74,517	48,24,52,934
5	Furniture & Fixtures	7,14,52,860	17,75,613	-	7,32,28,473	3,17,37,006	65,32,265	-	3,82,69,271	3,49,59,202	3,97,15,854
6	Library Books	1,63,67,997	10,16,358	-	1,73,84,355	75,44,936	14,99,935	-	90,44,871	83,39,484	88,23,061
	<b>TOTAL (A)</b>	<b>4,24,02,84,572</b>	<b>53,65,06,147</b>	<b>12,69,763</b>	<b>4,77,55,20,956</b>	<b>2,45,26,74,756</b>	<b>45,90,84,975</b>	<b>-</b>	<b>2,91,17,59,731</b>	<b>1,86,37,61,225</b>	<b>1,78,76,09,816</b>
7	Capital Work in Progress	-	-	-	-	-	-	-	-	-	-
	<b>TOTAL (B)</b>	<b>-</b>	<b>-</b>	<b>-</b>	<b>-</b>	<b>-</b>	<b>-</b>	<b>-</b>	<b>-</b>	<b>-</b>	<b>-</b>
SR. NO.	ASSETS HEADS  INTANGIBLE ASSETS	GROSS BLOCK				DEPRECIATION/AMORTIZATION				NET BLOCK	
		OPENING BALANCE 01.04.2016	ADDITIONS	DEDUCTIONS	CLOSING BALANCE 31.03.2017	OPENING BALANCE 01.04.2016	FOR THE YEAR	DEDUCTIONS/ ADJUSTMENT	TOTAL DEPRECIATION 31.03.2017	AS AT 31.03.2017	AS AT 31.03.2016
8	e-Journals	51,94,631	-	-	51,94,631	47,58,523	1,76,376	-	49,34,899	2,59,732	4,36,108
9	Patents	40,97,775	7,05,000	-	48,02,775	6,35,110	3,94,025	-	10,29,135	37,73,640	34,62,665
	<b>TOTAL (C)</b>	<b>92,92,406</b>	<b>7,05,000</b>	<b>-</b>	<b>99,97,406</b>	<b>53,93,633</b>	<b>5,70,401</b>	<b>-</b>	<b>59,64,034</b>	<b>40,33,372</b>	<b>38,98,773</b>
	<b>GRAND TOTAL (A+B+C)</b>	<b>4,24,95,76,978</b>	<b>53,72,11,147</b>	<b>12,69,763</b>	<b>4,78,55,18,362</b>	<b>2,45,80,68,389</b>	<b>45,96,55,376</b>	<b>-</b>	<b>2,91,77,23,765</b>	<b>1,86,77,94,597</b>	<b>1,79,15,08,589</b>

SUPDT.

ASSTT. REGISTRAR (F&A)

DY. REGISTRAR (F&A)

FINANCE OFFICER



## INDIAN INSTITUTE OF TECHNOLOGY KANPUR

### SCHEDULE - 5 INVESTMENTS FROM EARMARKED/ENDOWMENT FUNDS

(Amount-Rs)

PARTICULARS	CURRENT YEAR 31.03.2017	PREVIOUS YEAR 31.03.2016
In Central Government Securities	-	-
In State Government Securities	-	-
Other Approved Securities	-	-
Shares	5,00,000	5,00,000
Debentures and Bonds	85,27,50,000	43,77,55,000
Term Deposits with Banks	2,57,36,61,444	2,72,27,78,000
Non Banking Financial Companies	31,25,00,000	35,75,00,000
<b>TOTAL</b>	<b>3,73,94,11,444</b>	<b>3,51,85,33,000</b>

### SCHEDULE - 5A INVESTMENTS FROM EARMARKED/ENDOWMENT FUNDS (FUND WISE)

(Amount-Rs)

PARTICULARS	CURRENT YEAR 31.03.2017	PREVIOUS YEAR 31.03.2016
Endowment Fund Investments	2,69,77,33,000	2,40,55,33,000
Investment of Projects' Account	1,04,16,78,444	1,11,30,00,000
<b>TOTAL</b>	<b>3,73,94,11,444</b>	<b>3,51,85,33,000</b>



*[Signature]*  
SUPDT.

*[Signature]*  
ASSTT. REGISTRAR (F&A)

*[Signature]*  
DY. REGISTRAR (F&A)

*[Signature]*  
FINANCE OFFICER

**INDIAN INSTITUTE OF TECHNOLOGY KANPUR**

**SCHEDULE - 6 INVESTMENTS - OTHERS**

(Amount-Rs)

PARTICULARS	CURRENT YEAR	PREVIOUS YEAR
	31.03.2017	31.03.2016
In Central Government Securities	-	-
In State Government Securities	-	-
Other Approved Securities	-	-
Shares	10,000	10,000
Debentures and Bonds	-	-
Others (Bank Fixed Deposits)	-	-
<b>TOTAL</b>	<b>10,000</b>	<b>10,000</b>



*[Signature]*  
SUPDT.

*[Signature]*  
ASST. REGISTRAR (F&A)

*[Signature]*  
DY. REGISTRAR (F&A)

*[Signature]*  
FINANCE OFFICER

## INDIAN INSTITUTE OF TECHNOLOGY KANPUR

### SCHEDULE - 7- MHRD GRANTS RECEIVABLE

(Amount-Rs)

PARTICULARS	CURRENT YEAR 31.03.2017	PREVIOUS YEAR 31.03.2016
Grants Receivable against Pension from MHRD as on 31.03.17	14,40,00,000	-
Grants Receivable against Plan Expenditure (Recurring) from MHRD as on 31.03.16	-	20,00,00,000
Grants Receivable against Salary from MHRD as on 31.03.16	-	50,60,00,000
Grants Receivable against Non Salary from MHRD as on 31.03.17	3,60,00,000	-
Grants Receivable against Salary from MHRD	6,01,25,108	15,46,68,689
Grants Receivable against Pension from MHRD	25,40,22,266	27,24,21,277
Grants Receivable against Plan Expenditure (Non recurring) from MHRD	-	86,35,790
Grants Receivable against Plan Expenditure (Non Recurring) from MHRD against Unreleased Grants	8,12,93,146	-
Grants Receivable against Scholarship from MHRD	7,64,51,445	7,64,51,445
Grants Receivable against Scholarship from MHRD against Unreleased Grants	13,42,65,799	-
<b>TOTAL</b>	<b>78,61,57,764</b>	<b>1,21,81,77,201</b>



SUPDT.

ASSTT. REGISTRAR (F&A)

DY. REGISTRAR (F&A)

FINANCE OFFICER

**INDIAN INSTITUTE OF TECHNOLOGY KANPUR**

**SCHEDULE - 7A - CURRENT ASSETS**

(Amount-Rs)

PARTICULARS	CURRENT YEAR 31.03.2017	PREVIOUS YEAR 31.03.2016
<b>1. STOCK:</b>		
Building Material	41,49,855	40,06,367
Petrol, and Oil	9,36,079	4,48,990
Stationery	18,29,199	4,58,799
Medicines	11,46,073	18,21,190
<b>2. SUNDRY DEBTORS:</b>		
Debts Outstanding for a period exceeding six months	-	-
Others	5,33,53,038	2,26,13,246
<b>3. CASH AND BANK BALANCES:</b>		
Cash in Hand	-	1,93,430
<b>WITH SCHEDULED BANKS:</b>		
- In Current Accounts	28,69,96,101	26,56,88,151
- In term deposit Accounts	1,01,32,66,985	35,43,33,301
- In Savings Accounts	56,83,95,187	39,29,31,173
- Cheques in hand	-	88,32,026
<b>WITH NON SCHEDULED BANKS:</b>		
- In term deposit Accounts		
- In Savings Accounts		
<b>4. NON CURRENT ASSETS:</b>		
Grants Receivable (Against Retirement Benefits)	9,91,09,57,161	9,77,66,23,578
<b>5. OTHER CURRENT ASSETS:</b>		
Donation Receivable Against Rajeev Motwani Building	7,96,00,000	7,96,00,000
Advance for Repayment of Interest	-	52,94,275
Advance to Bank For Payment of March'16 Salary	-	5,90,84,984
Debit balances in Sponsored projects	72,75,76,201	47,84,06,100
Advance to Bank For FDRs	1,00,00,000	7,50,00,000
Claims Receivable - Income Tax/ Tds Receivable	29,30,422	19,09,508
<b>TOTAL</b>	<b>12,66,11,36,301</b>	<b>11,52,72,45,118</b>



*[Signature]*  
SUPDT.

*[Signature]*  
ASSTT. REGISTRAR (F&A)

*[Signature]*  
DY. REGISTRAR (F&A)


*[Signature]*  
FINANCE OFFICER

**INDIAN INSTITUTE OF TECHNOLOGY KANPUR**

**ANNEXURE - 'A'**

(Amount-Rs)

PARTICULARS	ACCOUNT NO.	CURRENT YEAR	PREVIOUS YEAR
		31.03.2017	31.03.2016
<b>BALANCE IN SAVINGS BANK ACCOUNTS</b>			
AXIS BANK -IIT KANPUR (PAYMENT GATEWAY)	913010053856434	4,48,872	4,23,918
CANARA BANK - IIT KANPUR	2178101020016	2,18,55,655	16,11,099
ICICI BANK - IIT KANPUR (PAYMENT GATEWAY)	104601000838	1,75,868	2,69,703
STATE BANK OF INDIA - NON PLAN - IWD	30632766814	38,18,392	7,58,232
STATE BANK OF INDIA - PENSION	10426004576	5,20,70,190	4,86,34,959
STATE BANK OF INDIA - IIT KANPUR TRANSCRIPT	35973361835	3,70,523	-
STATE BANK OF INDIA - PROJECTS' ACCOUNT	10426002126	40,04,46,544	17,45,87,164
STATE BANK OF INDIA - CAMPUS SCHOOL	10426004860	1,93,995	1,71,225
STATE BANK OF INDIA - DCF	10426004791	1,85,17,644	1,28,80,972
STATE BANK OF INDIA - GATE	33252014909	2,44,374	1,84,59,433
STATE BANK OF INDIA - JAM	33252021428	94,282	21,19,067
STATE BANK OF INDIA - JEE	10426004666	5,240	7,51,048
STATE BANK OF INDIA - R&D	10426004611	1,89,45,651	4,25,09,650
STATE BANK OF INDIA - STUDENT GYMKHANA	10426002240	37,31,796	13,21,773
STATE BANK OF INDIA - VH	10426004893	1,08,59,930	1,09,46,844
UNION BANK OF INDIA- IIT KANPUR PLAN	537202010000050	41,50,022	53,22,228
UNION BANK OF INDIA- PROJECTS' ACCOUNT	537201010019001	2,53,93,248	1,78,76,495
UNION BANK OF INDIA- GATE	537202010000058	58,779	5,20,20,143
UNION BANK OF INDIA- HALL MANAGEMENT	537202010000199	26,21,947	10,96,364
UNION BANK OF INDIA- PENSION HALL MANAGEMENT	537202010000032	43,87,276	11,56,136
UNION BANK OF INDIA- JEE	537202010000102	4,959	14,720
<b>BALANCE IN CURRENT ACCOUNTS</b>			
STATE BANK OF INDIA - PLAN - IWD	34848714419	3,58,99,745	11,71,67,684
STATE BANK OF INDIA - IWD	35061669618	1,375	10,000
SBI NET BANKING - INTERNET BANKING	31250582809	6,44,031	2,74,637
STATE BANK OF INDIA - IIT KANPUR NON PLAN	10426002137	11,27,58,455	2,70,88,548
STATE BANK OF INDIA - IIT KANPUR PLAN	34848723343	9,32,02,954	5,81,05,655
STATE BANK OF INDIA - ATM	31250582809	3,563	3,390
STATE BANK OF INDIA - IIT KANPUR OUTN OPERATION	35379050268	19,01,033	25,00,000
STATE BANK OF INDIA - ENDOWMENT	10426004735	3,16,79,630	5,85,39,289
AXIS BANK -IIT KANPUR PG ADMISSION	916020013424428	5,56,600	-
STATE BANK OF INDIA - IIT KANPUR OUTN COLLECTION	35379059192	16,66,643	-
UNION BANK OF INDIA- IIT KANPUR NON PLAN	537201010035197	86,82,073	19,98,948
<b>TOTAL</b>		<b>85,53,91,288</b>	<b>65,86,19,324</b>



*[Signature]*  
SUPDT.

*[Signature]*  
ASSTT. REGISTRAR (F&A)

*[Signature]*  
DY. REGISTRAR (F&A)

*[Signature]*  
FINANCE OFFICER

## INDIAN INSTITUTE OF TECHNOLOGY KANPUR

### SCHEDULE - 8 - LOANS, ADVANCES & DEPOSITS

(Amount-Rs)

PARTICULARS	CURRENT YEAR 31.03.2017	PREVIOUS YEAR 31.03.2016
<b>ADVANCES TO EMPLOYEES: (NON-INTEREST BEARING)</b>		
Miscellaneous Advances to Staff	14,73,608	14,32,978
Festival	2,12,275	1,04,775
Medical	26,16,332	60,42,071
TA/LTC	21,90,442	55,30,101
Convocation Expenses/Research Grant	-	8,91,200
Legal Expenses	-	1,00,000
Departmental Expenses	1,21,27,088	1,29,57,466
Contingency	38,34,821	47,53,298
Vehicle Maintenance	3,93,328	5,18,328
Counselling Services / Training	17,35,300	40,07,100
Insurance	25,910	10,214
IIT Meet	4,03,650	3,00,750
Others	-	16,92,800
<b>LONG TERM ADVANCES TO EMPLOYEES (INTEREST BEARING)</b>		
Vehicle	37,21,521	39,33,867
Home	1,23,98,058	1,20,14,253
PC	10,05,091	12,80,975
<b>ADVANCES AND OTHER AMOUNTS RECOVERABLE IN CASH OR IN KIND OR FOR VALUE TO BE RECEIVED</b>		
On Capital Account	45,03,80,641	32,29,06,408
Service Tax Refund Receivable from GOI	2,55,43,512	2,55,43,512
Loan to SIDBI Incubatees/Others	96,55,941	96,55,941
to Suppliers	8,74,773	7,76,623
<b>PREPAID EXPENSES</b>		
Insurance	35,34,349	1,24,894
Pre-Paid Expenses	33,02,525	45,61,622
Lease Rent Advance to IET NOIDA	2,28,60,752	2,31,46,512





**INDIAN INSTITUTE OF TECHNOLOGY KANPUR**

**SCHEDULE - 8 - LOANS, ADVANCES & DEPOSITS (Contd...)**

(Amount-Rs)

PARTICULARS	CURRENT YEAR 31.03.2017	PREVIOUS YEAR 31.03.2016
<b>DEPOSITS</b>		
Electricity	97,74,275	97,74,275
Bank Guarantee/ TDR Kept as Security	23,00,000	21,00,000
Indian Oil Limited	20,72,000	20,72,000
Caution Money Deposit	39,04,000	36,50,000
Others	18,000	18,000
Pension Corpus	86,90,287	86,90,287
<b>INCOME ACCRUED</b>		
On Investments from Earmarked/Endowment Funds	3,01,15,128	2,54,46,864
On Investments Others	1,65,25,151	75,56,117
On Loans and Advances (Staff)	1,86,50,687	1,82,24,902
Others (includes income due unrealized)	-	51,15,237
Electricity Charges Due from Halls	-	1,07,43,739
<b>TOTAL</b>	<b>65,03,39,445</b>	<b>53,56,77,109</b>

*[Signature]*  
SUPDT.

*[Signature]*  
ASSTT. REGISTRAR (F&A)

*[Signature]*  
DY. REGISTRAR (F&A)

*[Signature]*  
FINANCE OFFICER




# INDIAN INSTITUTE OF TECHNOLOGY KANPUR

## SCHEDULE - 9 - ACADEMIC RECEIPTS

(Amount-Rs)

PARTICULARS	CURRENT YEAR 31.03.2017	PREVIOUS YEAR 31.03.2016
<b><u>FEEES FROM STUDENTS</u></b>		
<b>ACADEMIC</b>		
Tuition fee	26,07,64,893	16,91,63,000
Admission fee	2,89,800	2,61,000
Laboratory fee	38,53,200	37,42,200
Registration fee	38,53,200	37,42,200
<b>TOTAL (A)</b>	<b>26,87,61,093</b>	<b>17,69,08,400</b>
<b>EXAMINATIONS</b>		
Admission test fee	1,81,19,576	84,32,510
Annual Examination fee	40,46,400	42,98,077
Mark sheet, certificate fee	4,83,000	49,80,525
Entrance examination fee	11,49,03,855	68,67,20,131
<b>TOTAL (B)</b>	<b>13,75,52,831</b>	<b>70,44,31,243</b>
<b>OTHER FEES</b>		
Identity card fee	45,410	15,150
Miscellaneous fee	1,48,29,481	51,12,829
Medical fee	8,35,400	7,97,700
Hostel fee	1,63,76,101	3,53,22,643
<b>TOTAL (C)</b>	<b>3,20,86,392</b>	<b>4,12,48,322</b>
<b>SALE OF PUBLICATIONS</b>		
Sale of Admission forms	2,60,05,687	2,00,44,165
Sale of syllabus and Question Paper etc	3,42,050	5,47,597
Sale of prospectus including admission forms	-	-
<b>TOTAL (D)</b>	<b>2,63,47,737</b>	<b>2,05,91,762</b>
<b>OTHER ACADEMIC RECEIPTS</b>		
Registration fee for workshops, programmes	-	-
Registration Fees (Academic Staff College)	-	-
<b>TOTAL (E)</b>	<b>-</b>	<b>-</b>
<b>GRAND TOTAL (A+B+C+D+E)</b>	<b>46,47,48,053</b>	<b>94,31,79,727</b>



*[Signature]*  
SUPDT.

*[Signature]*  
ASSTT. REGISTRAR (F&A)

*[Signature]*  
DY. REGISTRAR (F&A)

*[Signature]*  
FINANCE OFFICER

**INDIAN INSTITUTE OF TECHNOLOGY KANPUR**

**SCHEDULE - 10 - GRANTS/SUBSIDIES (IRREVOCABLE GRANTS RECEIVED)**

(Amount-Rs)

PARTICULARS	PLAN			TOTAL PLAN	NON PLAN MHRD (Excluding non salary)	CURRENT YEAR 31.03.2017	PREVIOUS YEAR 31.03.2016
	GOVT. OF INDIA	UGC					
		PLAN	SPECIFIC SCHEMES				
<b>BALANCE BROUGHT FORWARD</b>	(8,50,87,235)	-	-	(8,50,87,235)	(42,70,89,966)	(51,21,77,201)	(12,10,61,000)
Less: Opening Plan Non Recurring W/o	86,35,790	-	-	86,35,790	-	86,35,790	-
Add: Internal Receipts	3,37,97,997	-	-	3,37,97,997	-	3,37,97,997	-
Add : Receipt during the year	1,61,44,41,055	-	-	1,61,44,41,055	2,58,00,00,000	4,19,44,41,055	3,97,35,00,000
<b>TOTAL</b>	<b>1,57,17,87,607</b>	-	-	<b>1,57,17,87,607</b>	<b>2,15,29,10,034</b>	<b>3,72,46,97,641</b>	<b>3,85,24,39,000</b>
Less: Refund to UGC	-	-	-	-	-	-	-
Balance	<b>1,57,17,87,607</b>	-	-	1,57,17,87,607	<b>2,15,29,10,034</b>	<b>3,72,46,97,641</b>	<b>3,85,24,39,000</b>
Less : Utilised for Capital expenditure (A)	1,62,43,88,944	-	-	1,62,43,88,944	-	1,62,43,88,944	1,40,16,35,790
Balance	<b>(5,26,01,337)</b>	-	-	(5,26,01,337)	<b>2,15,29,10,034</b>	<b>2,10,03,08,697</b>	<b>2,45,08,03,210</b>
Less : Utilised for Revenue Expenditure (B)	51,60,63,854	-	-	51,60,63,854	2,46,70,57,408	2,98,31,21,262	2,88,18,69,781
Add: Closing Plan Non Recurring W/o	27,66,54,801	-	-	27,66,54,801	-	27,66,54,801	-
Balance C/F (C)	<b>(29,20,10,390)</b>	-	-	<b>(29,20,10,390)</b>	<b>(31,41,47,374)</b>	<b>(60,61,57,764)</b>	<b>(43,10,66,571)</b>



*[Signature]*  
SUPDT.

*[Signature]*  
ASSTT. REGISTRAR (F&A)

*[Signature]*  
DY. REGISTRAR (F&A)

*[Signature]*  
FINANCE OFFICER

## INDIAN INSTITUTE OF TECHNOLOGY KANPUR

### SCHEDULE - 11 - INCOME FROM INVESTMENTS

(Amount-Rs)

PARTICULARS	EARMARKED/ENDOWMENT FUNDS		OTHER INVESTMENTS	
	CURRENT YEAR 31.03.2017	PREVIOUS YEAR 31.03.2016	CURRENT YEAR 31.03.2017	PREVIOUS YEAR 31.03.2016
<b>INTEREST</b>				
On Government Securities	-	-	-	-
Other Bonds/Debentures	5,15,37,090	2,81,40,778	-	-
Interest on Short Term Deposits	13,88,54,838	19,15,29,113	14,29,18,630	17,41,16,828
Income accrued but not due on Term Deposits/Interest bearing advances to employees	3,01,15,129	2,54,46,864	-	-
Interest on Savings Bank Accounts	26,22,091	69,82,360	-	-
Others (Specify)	-	-	-	-
<b>TOTAL</b>	<b>22,31,29,148</b>	<b>25,20,99,115</b>	<b>14,29,18,630</b>	<b>17,41,16,828</b>
<b>TRANSFERRED TO EARMARKED/ENDOWMENT FUNDS</b>	22,31,29,148	25,20,99,115		
<b>BALANCE</b>	-	-		



*[Signature]*  
SUPDT.

*[Signature]*  
ASSTT. REGISTRAR (F&A)

*[Signature]*  
DY. REGISTRAR (F&A)

*[Signature]*  
FINANCE OFFICER

**INDIAN INSTITUTE OF TECHNOLOGY KANPUR**

**SCHEDULE - 12 - INTEREST EARNED**

(Amount-Rs)

PARTICULARS	CURRENT YEAR 31.03.2017	PREVIOUS YEAR 31.03.2016
On Savings Accounts with scheduled banks	1,13,40,281	70,20,222
<b>ON LOANS</b>		
Employees/Staff	13,76,200	14,08,608
On Debtors and Other Receivables - Mobilization Advance	13,16,675	67,57,904
<b>TOTAL</b>	<b>1,40,33,156</b>	<b>1,51,86,734</b>



*[Signature]*  
SUPDT.

*[Signature]* 19/08/17  
ASSTT. REGISTRAR (F&A)

*[Signature]* 19/8/17  
DY. REGISTRAR (F&A)

*[Signature]* 19/8/17  
FINANCE OFFICER

## INDIAN INSTITUTE OF TECHNOLOGY KANPUR

### SCHEDULE - 13 - OTHER INCOME

(Amount-Rs)

PARTICULARS	CURRENT YEAR 31.03.2017	PREVIOUS YEAR 31.03.2016
<b>INCOME FROM LAND &amp; BUILDINGS</b>		
Hostel Room Rent	2,06,42,145	2,76,31,836
License fee	44,03,117	30,80,349
Hire Charges of Auditorium/Play Ground/Convention Centre etc.	-	17,250
Electricity Charges Recovered	6,57,21,803	4,59,63,572
Telephone Charges Recovered	12,86,111	16,49,275
House Rent & Water charges recovered	1,29,65,168	1,16,12,365
<b>TOTAL</b>	<b>10,50,18,344</b>	<b>8,99,54,647</b>
<b>SALE OF INSTITUTE'S PUBLICATIONS</b>		
	-	-
<b>TOTAL</b>	-	-
<b>OTHERS</b>		
RTI fee	3,520	3,614
Misc. receipts (Sale of tender form, waste paper, MOU receipts etc.)	4,55,909	1,30,02,913
<b>PROFIT ON SALE/DISPOSAL OF ASSETS</b>		
a) Owned assets	10,36,479	61,38,556
Consultancy Fees	8,42,31,275	4,99,05,221
Sale of Petrol & Oil	3,69,83,823	3,47,72,370
Retirement Benefit Receivable from GOI	13,43,33,583	37,85,14,879
Other Miscellaneous Income	5,40,98,359	2,47,70,485
<b>TOTAL</b>	<b>31,11,42,948</b>	<b>50,71,08,038</b>
<b>GRAND TOTAL</b>	<b>41,61,61,292</b>	<b>59,70,62,685</b>



*[Signature]*  
SUPDT.

*[Signature]*  
ASSTT. REGISTRAR (F&A)

*[Signature]*  
DY. REGISTRAR (F&A)

*[Signature]*  
FINANCE OFFICER

**INDIAN INSTITUTE OF TECHNOLOGY KANPUR**

**SCHEDULE - 14 - PRIOR PERIOD INCOME**


(Amount-Rs)

PARTICULARS	CURRENT YEAR	PREVIOUS YEAR
	31.03.2017	31.03.2016
Other Income	-	2,75,22,427
Academic Receipts	-	17,93,066
Excess Provision Written Back	-	2,02,15,424
<b>TOTAL</b>		<b>4,95,30,917</b>

  
SUPDT.

  
ASSTT. REGISTRAR (F&A)

  
DY. REGISTRAR (F&A)

  
FINANCE OFFICER



## INDIAN INSTITUTE OF TECHNOLOGY KANPUR

### SCHEDULE - 15 - STAFF PAYMENTS & BENEFITS (ESTABLISHMENT EXPENSES)

(Amount-Rs)

PARTICULARS	CURRENT YEAR - 31.03.2017			PREVIOUS YEAR - 31.03.2016		
	PLAN	NON PLAN	TOTAL	PLAN	NON PLAN	TOTAL
Salaries and Wages	-	1,19,65,14,792	1,19,65,14,792	-	1,17,61,63,325	1,17,61,63,325
Allowances and Bonus	-	7,03,50,797	7,03,50,797	-	8,34,28,267	8,34,28,267
Contribution to Provident Fund	-	-	-	-	6,85,898	6,85,898
Staff Welfare Expenses		1,01,602			2,83,735	
Retirement and Terminal Benefits	-	87,77,49,555	87,77,49,555	-	1,13,88,63,165	1,13,88,63,165
LTC facility	-	1,93,76,831	1,93,76,831	-	1,22,37,827	1,22,37,827
Medical Facility	-	4,32,90,133	4,32,90,133	-	2,93,64,011	2,93,64,011
Children Education Allowance	-	81,60,726	81,60,726	-	76,54,991	76,54,991
Honorarium & Fellowships	-	7,85,23,660	7,85,23,660	-	6,58,53,825	6,58,53,825
TA for National & International Conferences	-	2,11,13,965	2,11,13,965	-	2,01,53,912	2,01,53,912
<b>TOTAL</b>	-	<b>2,31,51,82,061</b>	<b>2,31,50,80,459</b>	-	<b>2,53,46,88,956</b>	<b>2,53,44,05,221</b>

  
SUPDT.

  
ASSTT. REGISTRAR (F&A)

  
DY. REGISTRAR (F&A)

  
FINANCE OFFICER





## INDIAN INSTITUTE OF TECHNOLOGY KANPUR

### SCHEDULE - 15 - STAFF PAYMENTS & BENEFITS (ESTABLISHMENT EXPENSES)

(Amount-Rs)

PARTICULARS	CURRENT YEAR - 31.03.2017			PREVIOUS YEAR - 31.03.2016		
	PLAN	NON PLAN	TOTAL	PLAN	NON PLAN	TOTAL
Salaries and Wages	-	1,19,65,14,792	1,19,65,14,792	-	1,17,61,63,325	1,17,61,63,325
Allowances and Bonus	-	7,03,50,797	7,03,50,797	-	8,34,28,267	8,34,28,267
Contribution to Provident Fund	-	-	-	-	6,85,898	6,85,898
Staff Welfare Expenses		1,01,602			2,83,735	
Retirement and Terminal Benefits	-	87,77,49,555	87,77,49,555	-	1,13,88,63,165	1,13,88,63,165
LTC facility	-	1,93,76,831	1,93,76,831	-	1,22,37,827	1,22,37,827
Medical Facility	-	4,32,90,133	4,32,90,133	-	2,93,64,011	2,93,64,011
Children Education Allowance	-	81,60,726	81,60,726	-	76,54,991	76,54,991
Honorarium & Fellowships	-	7,85,23,660	7,85,23,660	-	6,58,53,825	6,58,53,825
TA for National & International Conferences	-	2,11,13,965	2,11,13,965	-	2,01,53,912	2,01,53,912
<b>TOTAL</b>	-	<b>2,31,51,82,061</b>	<b>2,31,50,80,459</b>	-	<b>2,53,46,88,956</b>	<b>2,53,44,05,221</b>

  
SUPDT.

  
ASSTT. REGISTRAR (F&A)

  
DY. REGISTRAR (F&A)

  
FINANCE OFFICER



## INDIAN INSTITUTE OF TECHNOLOGY KANPUR

### SCHEDULE - 15 A - EMPLOYEES RETIREMENT AND TERMINAL BENEFITS

(Amount-Rs)

PARTICULARS	PENSION	GRATUITY	LEAVE ENCASHMENT	TOTAL
<b>Opening Balance as on 01.04.2016</b>	9,00,49,58,369	25,66,69,717	51,49,95,492	9,77,66,23,578
Addition : Capitalized value of Contributions Received from other Organizations	1,11,89,175	-	18,93,043	1,30,82,218
<b>TOTAL (A)</b>	<b>9,01,61,47,544</b>	<b>25,66,69,717</b>	<b>51,68,88,535</b>	<b>9,78,97,05,796</b>
Less : Actual Expenditure during the year (b)	63,23,90,164	3,30,94,063	4,42,98,847	70,97,83,074
<b>BALANCE AVAILABLE ON 31.03.2016 (A-B)</b>	<b>8,38,37,57,380</b>	<b>22,35,75,654</b>	<b>47,25,89,688</b>	<b>9,07,99,22,722</b>
Provision required on 31.03.17 as per Actuarial Valuation (d)	9,05,88,58,649	30,81,87,284	54,39,11,228	9,91,09,57,161
<b>A. Provision to be made in the Current Year (d-c)</b>	<b>67,51,01,269</b>	<b>8,46,11,630</b>	<b>7,13,21,540</b>	<b>83,10,34,439</b>
B. Contribution to New Pension Scheme	4,67,15,116	-	-	4,67,15,116
C. Medical Reimbursement to Retired Employees	-	-	-	-
D. Travel to Hometown on Retirement	-	-	-	-
E. Deposit Linked Insurance Payment	-	-	-	-
<b>TOTAL (A+B+C+D+E)</b>	<b>72,18,16,385</b>	<b>8,46,11,630</b>	<b>7,13,21,540</b>	<b>87,77,49,555</b>

*[Signature]*  
SUPDT.

*[Signature]*  
ASST. REGISTRAR (F&A)

*[Signature]*  
DY. REGISTRAR (F&A)

*[Signature]*  
FINANCE OFFICER



## INDIAN INSTITUTE OF TECHNOLOGY KANPUR

### SCHEDULE - 16 - ACADEMIC EXPENSES

(Amount-Rs)

PARTICULARS	CURRENT YEAR - 31.03.2017			PREVIOUS YEAR - 31.03.2016		
	PLAN	NON PLAN	TOTAL	PLAN	NON PLAN	TOTAL
Laboratory expenses	-	9,29,85,447	9,29,85,447	-	5,34,17,022	5,34,17,022
Field work/Participation in Conferences	-	2,45,26,027	2,45,26,027	-	2,35,24,143	2,35,24,143
Expenses on Seminars/Workshops	-	36,77,740	36,77,740	-	15,78,463	15,78,463
Payment to visiting faculty (Thesis)	-	1,31,66,382	1,31,66,382	-	1,18,30,951	1,18,30,951
Examination	-	2,16,43,079	2,16,43,079	-	68,12,62,451	68,12,62,451
Student Welfare expenses	-	1,20,49,715	1,20,49,715	-	1,00,75,968	1,00,75,968
Admission expenses	-	-	-	-	3,21,986	3,21,986
Convocation expenses	-	25,87,465	25,87,465	-	26,04,624	26,04,624
Stipend/means-cum-merit scholarship	-	51,60,63,854	51,60,63,854	-	57,81,51,445	57,81,51,445
Compulsory Physical Activity (CPA)	-	33,58,382	33,58,382	-	27,62,079	27,62,079
<b>TOTAL</b>	-	<b>69,00,58,091</b>	<b>69,00,58,091</b>	-	<b>1,36,55,29,132</b>	<b>1,36,55,29,132</b>

  
SUPDT.

  
ASSTT. REGISTRAR (F&A)

  
DY. REGISTRAR (F&A)

  
FINANCE OFFICER




## INDIAN INSTITUTE OF TECHNOLOGY KANPUR

### SCHEDULE - 17 - ADMINISTRATIVE AND GENERAL EXPENSES

(Amount-Rs)

PARTICULARS	CURRENT YEAR - 31.03.2017			PREVIOUS YEAR - 31.03.2016		
	PLAN	NON PLAN	TOTAL	PLAN	NON PLAN	TOTAL
<b>INFRASTRUCTURE</b>						
Electricity and power	-	40,08,88,017	40,08,88,017	-	38,56,03,827	38,56,03,827
Insurance	-	5,24,793	5,24,793	-	3,98,775	3,98,775
Rent, Rates and Taxes (including property tax)	-	1,40,27,846	1,40,27,846	-	-	-
<b>COMMUNICATION</b>						
Postage and Stationery	-	3,69,100	3,69,100	-	5,08,454	5,08,454
Telephone, Fax and Internet Charges	-	17,38,577	17,38,577	-	11,68,636	11,68,636
<b>OTHERS</b>						
Printing and Stationery (consumption)	-	20,96,437	20,96,437	-	21,48,246	21,48,246
Travelling and Conveyance Expenses	-	2,23,204	2,23,204	-	1,59,250	1,59,250
Hospitality	-	-	-	-	50,23,881	50,23,881
Auditors Remuneration	-	27,62,900	27,62,900	-	38,30,380	38,30,380
Legal & Professional Charges	-	6,46,411	6,46,411	-	5,83,693	5,83,693
Advertisement and Publicity	-	17,65,532	17,65,532	-	21,12,710	21,12,710
Magazines & Journals	-	-	-	-	22,364	22,364
Miscellaneous Expenses	-	9,18,100	9,18,100	-	9,42,534	9,42,534
Meeting Expenses	-	14,68,841	14,68,841	-	14,63,824	14,63,824
<b>TOTAL</b>	-	<b>42,74,29,758</b>	<b>42,74,29,758</b>	-	<b>40,39,66,574</b>	<b>40,39,66,574</b>



*[Signature]*  
SUPDT.

*[Signature]*  
ASSTT. REGISTRAR (F&A)

*[Signature]*  
DY. REGISTRAR (F&A)

*[Signature]*  
19/5/17  
FINANCE OFFICER

**INDIAN INSTITUTE OF TECHNOLOGY KANPUR**

**SCHEDULE - 18 - TRANSPORTATION EXPENSES**

(Amount-Rs)

PARTICULATRS	CURRENT YEAR - 31.03.2017			PREVIOUS YEAR - 31.03.2016		
	PLAN	NON PLAN	TOTAL	PLAN	NON PLAN	TOTAL
<b>VEHICLES (OWNED BY INSTITUTION)</b>						
Running / Maintenance Expenses	-	59,78,226	59,78,226	-	57,97,513	57,97,513
<b>VEHICLES TAKEN ON RENT/LEASE</b>						
<b>VEHICLE (TAXI) HIRING EXPENSES</b>	-	-	-	-	-	-
<b>TOTAL</b>	-	<b>59,78,226</b>	<b>59,78,226</b>	-	<b>57,97,513</b>	<b>57,97,513</b>

  
SUPDT.

  
ASSTT. REGISTRAR (F&A)

  
DY. REGISTRAR (F&A)

  
FINANCE OFFICER




## INDIAN INSTITUTE OF TECHNOLOGY KANPUR

### SCHEDULE - 19 - REPAIRS & MAINTENANCE

(Amount-Rs)

PARTICULATRS	CURRENT YEAR - 31.03.2017			PREVIOUS YEAR - 31.03.2016		
	PLAN	NON PLAN	TOTAL	PLAN	NON PLAN	TOTAL
Building	-	7,41,26,879	7,41,26,879	-	7,13,07,974	7,13,07,974
Plant & Machinery	-	3,48,52,511	3,48,52,511	-	2,82,60,848	2,82,60,848
Computers	-	4,35,04,869	4,35,04,869	-	3,36,98,891	3,36,98,891
Laboratory & Scientific equipment	-	4,50,55,180	4,50,55,180	-	4,46,14,432	4,46,14,432
Others Maintenance	-	1,76,278	1,76,278	-	-	-
Estate Maintenance	-	4,66,24,353	4,66,24,353	-	4,12,85,868	4,12,85,868
Website Maintenance	-	-	-	-	28,93,431	28,93,431
<b>TOTAL</b>	-	<b>24,43,40,070</b>	<b>24,43,40,070</b>	-	<b>22,20,61,444</b>	<b>22,20,61,444</b>

  
SUPDT.

  
ASSTT. REGISTRAR (F&A)

  
DY. REGISTRAR (F&A)

  
FINANCE OFFICER



# INDIAN INSTITUTE OF TECHNOLOGY KANPUR

## SCHEDULE - 20 - FINANCE COSTS

(Amount-Rs)

PARTICULATRS	CURRENT YEAR - 31.03.2017			PREVIOUS YEAR - 31.03.2016		
	PLAN	NON PLAN	TOTAL	PLAN	NON PLAN	TOTAL
	Bank Charges	-	1,20,133	1,20,133	-	1,54,480
Interest to Bank on Loan Against FDR's	-	3,55,59,039	3,55,59,039	-	2,51,19,672	2,51,19,672
<b>TOTAL</b>	-	<b>3,56,79,172</b>	<b>3,56,79,172</b>	-	<b>2,52,74,152</b>	<b>2,52,74,152</b>

*[Signature]*  
SUPDT.

*[Signature]*  
ASSTT. REGISTRAR (F&A)

*[Signature]*  
DY. REGISTRAR (F&A)

*[Signature]*  
FINANCE OFFICER



## INDIAN INSTITUTE OF TECHNOLOGY KANPUR

### SCHEDULE - 21 - OTHER EXPENSES

(Amount-Rs)

PARTICULATRS	CURRENT YEAR - 31.03.2017			PREVIOUS YEAR - 31.03.2016		
	PLAN	NON PLAN	TOTAL	PLAN	NON PLAN	TOTAL
Cost of Petrol & Oil Sold	-	3,62,64,253	3,62,64,253	-	3,42,55,218	3,42,55,218
Penalty on Late Payment of Income Tax	-	-	-	-	9,23,770	9,23,770
Subsidy to Opp. School	-	1,95,500	1,95,500	-	2,00,000	2,00,000
Campus School Expenses	-	40,000	40,000	-	42,000	42,000
Lease Rent to IET NOIDA Amortized	-	2,85,760	2,85,760	-	2,85,760	2,85,760
<b>TOTAL</b>	-	<b>3,67,85,513</b>	<b>3,67,85,513</b>	-	<b>3,57,06,748</b>	<b>3,57,06,748</b>

  
SUPDT.

  
ASSTT. REGISTRAR (F&A)

  
DY. REGISTRAR (F&A)

  
FINANCE OFFICER





# INDIAN INSTITUTE OF TECHNOLOGY KANPUR

## SCHEDULE - 22 - PRIOR PERIOD EXPENSES

(Amount-Rs)

PARTICULATRS	CURRENT YEAR - 31.03.2017			PREVIOUS YEAR - 31.03.2016		
	PLAN	NON PLAN	TOTAL	PLAN	NON PLAN	TOTAL
Establishment expenses	-	69,74,254	69,74,254	-	5,88,264	5,88,264
Administrative expenses	-	-	-	-	60,109	60,109
Repairs & Maintenance	-	-	-	-	6,16,035	6,16,035
<b>TOTAL</b>	-	<b>69,74,254</b>	<b>69,74,254</b>	-	<b>12,64,408</b>	<b>12,64,408</b>

  
SUPDT.

  
ASSTT. REGISTRAR (F&A)

  
DY. REGISTRAR (F&A)

  
FINANCE OFFICER



**SIGNIFICANT ACCOUNTING POLICIES**

**AND**

**NOTES ON ACCOUNTS**

**SCHEDULE: 23**

**SIGNIFICANT ACCOUNTING POLICIES**

**1. BASIS FOR PREPARATION OF ACCOUNTS**

The accounts are prepared under the Historical Cost Convention and ongoing concern concept, unless otherwise stated. The Institute follows accrual method of accounting.

**2. REVENUE RECOGNITION**

The Institute is significantly funded by the Ministry of Human Resource Development (MHRD), Government of India. The government releases the Grant-in-Aid under two major heads i.e. Plan and Non-Plan. Grant-in-aid from Government of India is accounted for in the same financial year for which it is sanctioned by the MHRD, Government of India.

Fees from Students (except Tuition Fees), Sale of Admission Forms, Common Share of Entrance Examination (in case the event is carried out by other IIT), Consultancy Charges and Interest on Savings Bank accounts are accounted on cash basis. Tuition Fees collected separately for each semester is accounted on accrual basis.

Income from Land, Building and Other Property and Interest on Investments are accounted on accrual basis.

Interest on interest bearing advances to employees for House Building, Purchase of Vehicle and Computers is accounted on accrual basis every year, even though in case of House Building Advance (HBA), the actual recovery of interest starts after the full repayment of principal.

**3. FIXED ASSETS AND DEPRECIATION**

Fixed assets are stated at cost of acquisition including inward freight, duties and taxes, and incidental and other direct expenses related to their acquisition, installation and commissioning.

## INDIAN INSTITUTE OF TECHNOLOGY KANPUR

Gifted / Donated assets are valued at the declared value where available; if not available, the value is estimated based on the present market value adjusted with reference to the physical condition of the asset. They are set-up by credit to Capital Fund and merged with the Fixed Assets of the Institution. Depreciation is charged at the rates applicable to the respective asset.

Books received as gifts are valued at selling price printed on the books. Where this are not printed, the value is based on assessment.

Fixed assets are valued at cost less accumulated depreciation. Depreciation on fixed assets is provided on Straight Line method (SLM), on pro-rata basis, at rates as under duly approved by the Board of Governors in their meeting held on 19.08.2011:

<b>TANGIBLE ASSET</b>	<b>RATE OF ANNUAL DEPRECIATION</b>
Building	2.0%
Equipments	9.5%
Computers	19.5%
Furniture & Fixtures	9.5%
Library Books	9.5%
Vehicles	9.5%
Periodicals & Journals	9.5%
Other Assets	9.5%
<b>INTANGIBLE ASSET</b>	<b>RATE OF ANNUAL DEPRECIATION</b>
e-Journals	19.5%
Computer Software	19.5%
Patents	9.5%

Fixed Assets are depreciated up to 95% of their book value and thereafter continue to be shown at 5% of their book value.

Assets created out of Earmarked Funds and Funds of Sponsored Projects are setup by credit to Capital Fund and disclosed separately as fixed assets of the Institute even though these normally remain the property of the Project Sponsoring Agencies. Depreciation is charged at the rates applicable to the respective assets as above.

## **INDIAN INSTITUTE OF TECHNOLOGY KANPUR**

Assets which are un-serviceable, condemned or out of use are written-off as per the provisions given in the General Financial Rules (GFR). Such write-off is given effect in the Balance Sheet only after the issue of final order by the competent authority of the Institute. However, provision is made in the year the recommendation is made by the committee.

Additions to leased lines during a year are fully expensed in the immediate subsequent year.

Addition to Fixed Assets upto Rs. 5000.00 have been written off by debit to General Consumables.

Periodicals and Journals are depreciated with effect from subsequent year from the year of their addition.

The expenditure incurred from time-to-time (applicable fees, legal expenses etc.) for obtaining Patents is temporarily capitalized and shown as part of Intangible Assets in the Balance Sheet. If application for patents are rejected, the cumulative expenditure incurred on the particular patent is written off to the Income & Expenditure Account in the year the application is rejected. The expenditure on Patents granted is written off @9.5% on SLM.

Electronic Journals (E-Journals) are separated from Library Books in view of the limited benefit that could be derived from the online access provided. E-journals are not in tangible form, but temporarily capitalized and in view of the magnitude of expenditure and the benefit derived in terms of perpetual knowledge acquired by the academic and research staff; depreciation is provided in respect of E-journals at a higher annual rate of 19.5% on SLM.

#### **4. CAPITAL WORK-IN-PROGRESS**

Deposit works are accounted for as Capital Work-in-Progress on the basis of statements received from the Institute Works Department (IWD)/other departments. These are valued at cost on First-in-First-Out (FIFO) method. Running bills of contractors are also accounted for as Capital Work-in-Progress till completion. No depreciation is charged on capital work in progress. Secured advances and mobilization advances being in the nature of advances are disclosed separately under the head Loans & Advances.

#### **5. INVENTORIES**

Expenditure on purchase of chemicals, glassware, publications, stationery, civil and electrical stores and other stores, is accounted as revenue expenditure, except that the value of closing stocks held at year-end is set up as inventories by reducing the

## **INDIAN INSTITUTE OF TECHNOLOGY KANPUR**

corresponding Revenue Expenditure on the basis of information obtained from the departments. These are valued at cost on FIFO Method.

### **6. RETIREMENT BENEFITS**

Retirement benefits i.e. Pension, Gratuity and Leave Encashment are provided on the basis of actuarial valuation. Capitalized value of Pension and Gratuity received from previous employers of the Institute's employees, who have been absorbed in the Institution, is credited to the respective Provision Accounts. Pension Contribution received in respect of employees on deputation is also credited to the Provision for Pension Account. The actual payments of Pension, Gratuity and Leave Encashment are debited in the accounts to the respective provisions. Other retirement benefits viz. Deposit Linked Insurance, Contribution to New Pension Scheme, Fixed Medical Allowance to Retired Employees and Travel to Home Town on retirement are accounted on accrual basis.

### **7. INVESTMENTS**

Long term investments are carried at their cost or face value whichever is lower. However any permanent diminution in their value as on date of the Balance Sheet is provided for.

Short Term investments are carried at their cost or market value (if quoted), whichever is lower.

### **8. EARMARKED/ENDOWMENT FUNDS**

With the approval of Board of Governors, the Institute has created the following long-term funds as earmarked for specific purpose:

- a. Designated Donations;
- b. Medical Emergency Funds;
- c. Funds for Promotional Activities;
- d. R&D Savings;
- e. Other General Funds.

These funds are utilized as per the recommendations of Management Committee of Endowment Fund from time to time duly approved by BOG. The balance is invested separately in fixed deposits with banks and other financial institutions. Income from interest on such investments is recognized on accrual basis and is ploughed back and credited to Earmarked Funds.

## **INDIAN INSTITUTE OF TECHNOLOGY KANPUR**

### **9. CORPUS FUND**

Corpus/Capital Fund is created to the extent of fixed assets capitalized during the year out of Plan/Earmarked Grants. Accumulated depreciation is deducted from this fund. Adjustments on account of observations relating to previous year are routed through Corpus/Capital Fund Account.

### **10. INTEREST BEARING ADVANCES TO EMPLOYEES**

Advances for purchase of Computer, House or Vehicle are provided to employees as per the policy of the Institute. Interest accrued on such advances till the repayment period is fully accounted for as income in the year the loan is given.

### **11. GOVERNMENT GRANTS**

Government Grants are accounted on realization basis. However, where a sanction for release of grants pertaining to the financial year is received before the end of financial year and the grant is actually received in the next financial year and Revenue Expenditure incurred on Salaries, Pension and Scholarships within the guidelines set by Government of India, the grant is accounted on accrual basis and an equal amount is shown as recoverable from the Government.

Government Grants utilized towards Capital Expenditure (on accrual basis) are transferred to the Capital Fund.

Government Grants to the extent utilized for meeting Revenue Expenditure (on accrual basis) are treated as income of the year in which they are utilized.

Unutilized grants (after excluding advances paid out of such grants) are carried forward and exhibited as a liability in the Balance Sheet.

### **12. SPONSORED PROJECTS**

Grants received from Sponsors is accounted for in the year it is received and is disclosed as "Current Liability" Expenditure incurred out of grant received are debited to the respective project account and unspent balance, if any, is also disclosed under "Current Liabilities."

## INDIAN INSTITUTE OF TECHNOLOGY KANPUR

Some Fellowships and Scholarships are also sponsored by various organizations. These are accounted in the same way as Sponsored Projects except that the expenditure is generally only on disbursement of Fellowships and Scholarships, which may include allowances for contingent expenditure by the Fellows and Scholars.

The Institution itself also awards Fellowships and Scholarships, which are recognized as Academic expenses.

### 13. FOREIGN CURRENCY TRANSACTIONS

Foreign Currency Transactions are accounted for at the rate of exchange prevailing on the dates of such transactions. However, donated imported assets are recognized at exchange rate prevailing at the end of the financial year.

### 14. INCOME TAX

The income of the Institute is exempt from Income Tax under Section 10(23C)(iii ab) of the Income Tax Act, 1961. No provision for tax is therefore made in the accounts.

### 15. PURCHASE PROCEDURE THROUGH INSTITUTE'S STORES & PURCHASE UNIT:


Payments made/cheques issued for purchase of consumable and non-consumable stocks against confirmed Purchase Orders released by Institute's Stores and Purchase Unit are treated as final expenditure; however, advances outstanding as at the close of the financial year are disclosed separately in the Balance Sheet. When the purchases have not materialized due to any reason, the cheques issued against such Purchase Orders are treated as cancelled and taken into accounts as 'Refunds.'

  
**ASSTT. REGISTRAR (F&A I)**


  
**DY. REGISTRAR (F&A)**

  
**FINANCE OFFICER**

  
**DY. DIRECTOR**

  
**ADJ. DIRECTOR**







**SCHEDULE: 24**

**NOTES ON THE ACCOUNTS**

**(FORMING PART OF THE FINANCIAL STATEMENT FOR THE YEAR ENDED 31 MARCH 2016)**

**1. PREPARATION OF FINANCIAL STATEMENTS**

Financial Statements of the Institute have been prepared after incorporating financial statements of all subsidiaries: Endowment Fund, Projects Account, R&D, JEE, GATE, JAM, Dean's Capital Fund, Students' Gymkhana, Visitors' Hostel, Campus School, Petrol Pump, Hall Management and Pension Hall Management.

The accounts of the Provident Fund, Fund Hall Management, Hall Affairs, Student Benefit, Student Benefit Fund, New Pension Scheme and PRMS have been shown separately as these do not form part of consolidated accounts of the Institute.

2. The Financial Statements of the Institute are represented in shape of Balance Sheet, Income & Expenditure Account and Cash Flow Statement. These have been drawn from Trial Balance prepared on accrual system of accounting incorporating all known Assets and Liabilities as on the date of the close of the Financial Year. The Cash Flow Statements have been prepared from trial balance, incorporating gross receipts and gross payments during the year.

3. There is no decline in the present value of future services to be rendered by the fixed assets.

4. There is no fall in the serviceability of the fixed assets shown in the books.

**5. RECEIPTS/ INCOME**

The Grant-in-Aid received from the MHRD, Govt. of India during the Financial Year 2016-2017 under Non-Plan for Recurring Expenditure is Rs. 25800.00 lakh (Previous Year Rs. 19985.00 lakh).

The Grant-in-Aid received from the MHRD, Govt. of India during the Financial Year 2016-17 under Normal Plan is Rs. 16144.41 lakh (Previous Year Rs. 19750.00 lakh). of this Rs. 3817.98,.00 lakh (Previous Year Rs5280 .00 lakh) is for recurring expenditure.

Of the above Grants, Non-Plan Grant of Rs. 3141.47 lakhs and Plan Grant of Rs.2920.10 Lakhs though sanctioned by the MHRD, were not received by the Institute till 31 March2017. As per the Accounting Policy, the same have been recognized as grant income

## INDIAN INSTITUTE OF TECHNOLOGY KANPUR

and have been shown as receivable under the head Grant Receivable. Similarly, excess of expenditure on Salaries, Pension and Scholarships over grants received and sanctioned (but not ,received) has also been recognized as Grant Income and shown as receivable under the head Grant Receivable.

The Internal income during the year is divided into three parts : (i) Student Fee (ii) Interest earned on Bank Balances and (iii) Other Income which includes auction money, other administrative receipts etc.

The total receipts of the Institute under Non-Plan during the Financial Year 2016-17 are Rs. 32176.84 lakh (Non-Plan Grant from MHRD in the Current Year: Rs.25800.00 lakh, Internal Income in the Current Year: Rs. 6376.84 lakh

### **6. PAYMENTS/EXPENDITURE**

Total Non-Plan expenditure during the Financial Year 2016-2017 amounting to Rs. 31411.92 lakh has been divided into six major budget heads.

Total Plan expenditure during the financial year 2016-17 is Rs. 21404.52.00 lakh.

7. There are no significant losses on account of flood, fire or other casualty.
8. Previous years' figures have been regrouped / re-arranged wherever required to make them comparable with the current financial year's figures.
9. Provision in respect of retirement benefits (gratuity, leave encashment and pension) has been made on the basis of actuarial valuation. Since these retirement benefits are reimbursed by The Government of India, (GOI) on the basis of actual payment, equivalent amount has been shown as amount receivable from GOI
10. During the year, provision has been made for writing off Fixed Assets amounting to Rs. 6,03,98,499.00 (Original purchase value of Rs. 16,96,72,054.00) on the recommendation of the committee. The same is subject to approval by the BOG.
11. During the year 2015-16, an amount equivalent to 12 million dollars (approx. Rs. 7.96 Crores) was accounted for as donation receivable from Rajiv Motwani Family on account of creating a building in the Institute in the memory of Rajiv Motwani. The building was completed in October 2013 with sanctioned cost of Rs. 16.51 Crores. Rs. 1.98 Crores has been received and balance committed amount of Rs. 7.96 crore is yet to be received.

**INDIAN INSTITUTE OF TECHNOLOGY KANPUR**

12. The Institute has taken advance of Rs.50.00 Crores by pledging its Fixed Deposits to meet liquidity issues arising from timing mismatch between receipt of MHRD grants and payments obligations.

13. **AUDIT PARA(S) ON PREVIOUS YEAR FINANCIAL ACCOUNTS:**

These have been taken care of while preparing current year financial statements, where required.

14. In the opinion of the management, the current assets, loans, advances and deposits have a value on realization in the ordinary course, equal at least to the aggregate amount shown in the Balance Sheet.

15. Previous year's figures have been regrouped/rearranged wherever necessary to make them comparable with current year figures.

16. Figures in the final accounts have been rounded off to the nearest rupee.

17. Schedule 1 to 24 are annexed to and form an integral part of the Balance Sheet at 31<sup>st</sup> March 2017 and the Income & Expenditure account and Funds Flow Statement for the year ended on that date.

18. **CONTINGENT LIABILITIES:**

On account of General Tax amounting to Rs.39.13 Crores imposed by Kanpur Nagar Nigam on the institute. The Institute has preferred a Writ Petition before Hon'ble High Court Allahabad against the same.




SUPDT. ASSTT. REGISTRAR (F&A I)

  
19/05/17

DY. REGISTRAR (F&A)

  
19/5

FINANCE OFFICER

  
19/5/17

DY. DIRECTOR

  
19/5/17

(Arj)

DIRECTOR

  
19/5/17



**INDIAN INSTITUTE OF TECHNOLOGY KANPUR**  
**PROVIDENT FUND**

**BALANCE SHEET AS AT 31st MARCH 2017**

(Amount-Rs)

CORPUS/ CAPITAL FUND AND LIABILITIES	CURRENT YEAR 31.03.2017		PREVIOUS YEAR 31.03.2016
<b>Reserves towards CPF/GPF</b>			
Opening Balance as per previous year Balance Sheet	26,26,83,988		
Add : Surplus	3,46,39,590		
Less: Prior Period Item	2,483	29,73,21,095	26,26,83,988
<b>Liability towards CPF/GPF (As per Individual Ledgers)</b>		1,09,72,17,637	1,03,64,89,195
<b>Current Liability</b>			
Refundable to PRMS		-	1,750
<b>TOTAL</b>		<b>1,39,45,38,732</b>	<b>1,29,91,74,933</b>
<b>ASSETS</b>			
<b>Investments</b>			
Investment as per Last year Balance Sheet	1,26,24,01,933		
Add: Investment During the Year	34,75,00,000		
Less: Encashed During the Current Year	27,00,00,000	1,33,99,01,933	1,26,24,01,933
<b>Amount Receivable</b>			
Account-I (Interest on Investment)	91,87,504		-
Institute Contribution to CPF Account	79,587		2,84,667
Interest on Institute Contribution	1,49,999		4,01,231
Interest Accrued on FDRs	1,34,31,191		1,55,64,477
PF Contribution Receivable	1,00,67,959		1,03,38,905
TDS on Interest on Investment	6,35,000		-
Amount Receivable Against Stale Cheques	9,000	3,35,60,240	69,000
<b>Bank Balance</b>			
Balance With State Bank of India		2,10,76,559	1,01,14,720
<b>TOTAL</b>		<b>1,39,45,38,732</b>	<b>1,29,91,74,933</b>



*[Signature]*  
SUPDT.

*[Signature]*  
ASSTT. REGISTRAR (F&A)

*[Signature]*  
DY. REGISTRAR (F&A)

*[Signature]*  
FINANCE OFFICER

**INDIAN INSTITUTE OF TECHNOLOGY KANPUR**  
**PROVIDENT FUND**

**RECEIPTS AND PAYMENTS FOR THE PERIOD ENDED 31st MARCH 2017**

(Amount-Rs)

RECEIPTS	CURRENT YEAR		PREVIOUS YEAR		PAYMENTS	CURRENT YEAR		PREVIOUS YEAR	
	31.03.2017		31.03.2016			31.03.2017		31.03.2016	
<b>Opening Balance</b>					<b>ESTABLISHMENT/ADM. EXP.</b>				
Bank Balances	1,01,14,720	6,56,09,865			Bank Charges	-	228		
					Withdrawals	5,29,33,400	6,07,40,400		
<b>Current Liabilities</b>					<b>Current Assets</b>				
Payable to IIT K	3,00,00,000	-			Advances	47,90,050	40,67,465		
Account - II	52,23,000	52,90,770			Final Payments	10,48,76,754	10,00,11,189		
Institute Account (A/c-I)	11,37,50,672	12,96,15,584			Account-I	2,96,500	-		
Deputationist/others	52,46,924	69,05,914			Refundable to PRMS	3,400	-		
PRMS	3,800				Refundable Receipts	31,500	4,81,43,709		
Advance Refunded	-	12,93,280			Prior Period Items	2,150	-		
Refundable Receipts	31,500	4,81,43,709			Ref of Excess Recovery of Advance	-	16,660		
Stale Cheque	60,000				Receivable against stale cheques	-	69,000		
<b>Other Income</b>									
Interest on Savings A/c	10,41,421	11,10,166			Investments Made	34,75,00,000	26,25,00,000		
Interest Accrued on FDRs	1,55,64,477	-			Interest on Investment (Wrong Credit by Bank and reversed)	1,65,438	-		
Interest on Investments	9,93,80,740	9,51,94,083			Payable to IIT K	3,00,00,000	-		
Interest on Institute Contribution	4,00,748								
Institute Contribution to CPF Account	2,61,177	-			<b>Closing Balance</b>				
Investments Encashed	27,00,00,000	13,25,00,000			Bank Balance	2,10,76,559	1,01,14,720		
Liability for Institute Contribution to CPF	2,84,667								
PF Contribution Receivable	1,03,11,905	-							
<b>TOTAL</b>	<b>56,16,75,751</b>	<b>48,56,63,371</b>			<b>TOTAL</b>	<b>56,16,75,751</b>	<b>48,56,63,371</b>		

*[Signature]*  
SUPDT.

*[Signature]*  
ASSTT. REGISTRAR (F&A)

*[Signature]*  
DY. REGISTRAR (F&A)

*[Signature]*  
FINANCE OFFICER



**INDIAN INSTITUTE OF TECHNOLOGY KANPUR****PROVIDENT FUND****STATEMENT OF CASH FLOWS FOR THE PERIOD ENDED 31st MARCH 2017**

	Amount (Rs.)	Amount (Rs.)
<b>CASH FLOWS FROM OPERATING ACTIVITIES</b>		
Receipts from Main Account (Employees' Contribution)	11,37,50,672	
Receipts from Deputationists/ Others	52,46,924	
Receipts from Projects' Account	52,23,000	
Institute's Contribution to CPF	2,61,177	
Interest on Saving Bank A/c	10,41,421	
Interest on FDRs	11,49,45,217	
Interest on Institute's Contribution	4,00,748	24,08,69,159
Less: Withdrawals	5,29,33,400	
Advances	47,90,050	
Final Payments	10,48,76,754	(16,26,00,204)
Add: Transferred from PRMS	3,800	
Refundable Receipts	31,500	
Stale Cheques	60,000	
Institute's Contribution for PY 2015-16	2,84,667	
PF Contribution for PY 2015-16 received	1,03,11,905	1,06,91,872
Less: Return to Main Account		4,98,988
<b>Net Cash Flows from Operating Activities</b>		<b>8,84,61,839</b>
<b>CASH FLOWS FROM INVESTING ACTIVITIES</b>		
Investments Matured	30,00,00,000	
Less: Investments Made	37,75,00,000	
<b>Net Cash Flows from Investing Activities</b>	<b>(7,75,00,000)</b>	
<b>CASH FLOWS FROM FINANCING ACTIVITIES</b>		
Cash Receipts	0	
Less: Cash Payments	0	
<b>Net Cash Flows from Financing Activities</b>	<b>0</b>	
<b>NET INCREASE IN CASH</b>	<b>1,09,61,839</b>	
Closing Cash Balance as on 31.03.2017	2,10,76,559	
Less: Opening Cash Balance as on 01.04.2016	1,01,14,720	
<b>NET INCREASE IN CASH</b>	<b>1,09,61,839</b>	

SUPDT.

ASSTT. REGISTRAR (F&amp;A)

DY. REGISTRAR (F&amp;A)

FINANCE OFFICER

46(a)



**INDIAN INSTITUTE OF TECHNOLOGY KANPUR**  
**FUND HALL MANAGEMENT ACCOUNT**

**BALANCE SHEET AS AT 31st MARCH 2017**

(Amount-Rs.)

CORPUS/CAPITAL FUND & LIABILITIES	CURRENT YEAR 31.03.2017		PREVIOUS YEAR 31.03.2016
<b>RESERVES &amp; SURPLUS</b>			
Opening Balance as at 01.04.2016	60,79,423		
Add : C/F from Income & Expenditure Account	3,19,509	63,98,932	60,79,423
<b>Current Liabilities (Fund Balance Payable to Employees)</b>			
Opening Balance as at 01.04.2016	1,51,37,211		
Add : Contribution for the Period	28,09,170		
Add: Contribution Receivable	2,61,470		
Add : Interest for the Period	10,42,306		
	1,92,50,157		
Less : Loans Paid	23,90,000		
Less : Final Withdrawals	39,02,200	1,29,57,957	1,51,37,211
<b>TOTAL</b>		<b>1,93,56,889</b>	<b>2,12,16,634</b>
<b>ASSETS</b>			
<b>Investments</b>			
Opening Balance as at 01.04.2016	1,42,19,450		
Add : FDR Matured and Renewed along with Interest	11,30,060		
Less : Encashed during the year	-	1,53,49,510	1,42,19,450
<b>Current Assets</b>			
Balance with Union Bank of India		21,36,351	52,09,062
Interest Accrued on FDRs		10,43,983	9,60,712
Receivables Subscription receivable from Hall Management		2,61,470	3,13,570
Loan Against Fund		5,65,575	5,13,840
<b>TOTAL</b>		<b>1,93,56,889</b>	<b>2,12,16,634</b>



*[Signature]*  
SUPDT.

*[Signature]*  
ASSTT. REGISTRAR (F&A)

*[Signature]*  
DY. REGISTRAR (F&A)


*[Signature]*  
FINANCE OFFICER

**INDIAN INSTITUTE OF TECHNOLOGY KANPUR**  
**FUND HALL MANAGEMENT**

**INCOME AND EXPENDITURE ACCOUNT FOR THE YEAR ENDED 31st MARCH 2017**


(Amount-Rs.)

INCOME	CURRENT YEAR 31.03.2017	PREVIOUS YEAR 31.03.2016
Interest Earned on FDRs	12,13,331	33,85,775
Interest on SB A/c's	1,48,484	1,50,722
Prior Period Adjustment	-	2,42,233
<b>TOTAL (A)</b>	<b>13,61,815</b>	<b>37,78,730</b>
EXPENDITURE		
Interest on Fund Deposit	10,42,306	16,35,940
Bank Charges	-	56
Audit Fee	-	11,400
<b>TOTAL (B)</b>	<b>10,42,306</b>	<b>16,47,396</b>
<b>BALANCE BEING SURPLUS/ (DEFICIT) CARRIED TO RESERVE AND SURPLUS</b>	<b>3,19,509</b>	<b>21,31,334</b>

  
SUPDT.

  
ASSTT. REGISTRAR (F&A)

  
DY. REGISTRAR (F&A)

  
FINANCE OFFICER





**INDIAN INSTITUTE OF TECHNOLOGY KANPUR**  
**FUND HALL MANAGEMENT**

**RECEIPTS AND PAYMENTS FOR THE YEAR ENDED 31st MARCH 2017**

(Amount-Rs.)

RECEIPTS	CURRENT YEAR 31.03.2017	PREVIOUS YEAR 31.03.2016	PAYMENTS	CURRENT YEAR 31.03.2017	PREVIOUS YEAR 31.03.2016
<b>OPENING BALANCES</b>			<b>ADMINISTRATIVE EXPENSES</b>		
Balance with UBI	52,09,062	17,15,202	Final Payment to Retired Mess Employees	39,02,200	1,02,49,697
			Non Refundable Withdrawal	23,90,000	26,47,000
			Loan against PF (Refundable)	3,35,000	5,00,000
<b>FUND RECEIVED</b>			Bank Charges	-	56
Contribution Received	31,22,740	42,68,226	Audit Fee	-	11,400
Loan Refund	2,83,265	3,87,700			
<b>TRANSFER</b>			<b>TRANSFER</b>		
Hall Management	-	15,00,000	Hall Management	-	15,00,000
Pension Hall Management	-	48,45,887	Pension Hall Management	-	48,45,887
<b>OTHER INCOME</b>					
Interest on FDRs	-	13,42,497			
Interest on SB A/c's	1,48,484	1,50,772			
Prior Period Adjustment	-	2,42,233			
<b>INVESTMENT ENCASHED</b>			<b>CLOSING BALANCE</b>		
			Balance with Union Bank of India	21,36,351	52,09,062
<b>TOTAL</b>	<b>87,63,551</b>	<b>2,49,63,102</b>	<b>TOTAL</b>	<b>87,63,551</b>	<b>2,49,63,102</b>

SUPDT.

ASSTT. REGISTRAR (F&A)





DY. REGISTRAR (F&A)

FINANCE OFFICER



**INDIAN INSTITUTE OF TECHNOLOGY KANPUR**  
**FUND HALL MANAGEMENT**  
**STATEMENT OF CASH FLOWS FOR THE YEAR ENDED 31st MARCH 2017**

<b><u>CASH FLOWS FROM OPERATING ACTIVITIES</u></b>		Amount (Rs.)	Amount (Rs.)
	Contributions Received	31,22,740	
	Refund from Advances	2,83,265	
	Interest on Savings Bank	1,48,484	<b>35,54,489</b>
Less:	Final Payments	39,02,200	
	Withdrawals	23,90,000	
	Advances against Provident Fund	3,35,000	<b>(66,27,200)</b>
	<b>Net Cash Flows from Operating Activities</b>		<b>(30,72,711)</b>
<b><u>CASH FLOWS FROM INVESTING ACTIVITIES</u></b>			
	Cash Receipts	0	
Less:	Cash Payments	0	
	<b>Net Cash Flows from Investing Activities</b>	<b>0</b>	
<b><u>CASH FLOWS FROM FINANCING ACTIVITIES</u></b>			
	Cash Receipts	0	
Less:	Cash Payments	0	
	<b>Net Cash Flows from Financing Activities</b>	<b>0</b>	
<b>NET DECREASE IN CASH</b>		<b>(30,72,711)</b>	
	Closing Cash Balance as on 31.03.2017	21,36,351	
Less:	Opening Cash Balance as on 01.04.2016	52,09,062	
	<b>NET DECREASE IN CASH</b>	<b>(30,72,711)</b>	

 **SUPDT.**     
  **ASSTT. REGISTRAR (F&A)**     
  **DY. REGISTRAR (F&A)**     
  **FINANCE OFFICER**

49(a)




**INDIAN INSTITUTE OF TECHNOLOGY KANPUR**  
**NEW PENSION SCHEME**

**BALANCE SHEET AS AT 31st MARCH 2017**

(Amount-Rs)

CORPUS/ CAPITAL FUND AND LIABILITIES	CURRENT YEAR 31.03.2017		PREVIOUS YEAR 31.03.2016
<b>RESERVES &amp; SURPLUS</b>			
Opening Balance as on 01.04.2016	1,294		
Less : Bank Charges	633	662	1,294
<b>LIABILITIES TOWARDS NEW PENSION SCHEME</b>			
Opening Balance as on 01.04.2016	1,44,18,753		
Add : Contribution Received During the year	7,84,43,316		
	<b>9,28,62,069</b>		
Add : Contribution Receivable from IITK & Deputationists	75,35,424		
	<b>10,03,97,493</b>		
Less : Paid during the year	8,78,71,919	1,25,25,574	1,44,18,753
<b>TOTAL</b>		<b>1,25,26,236</b>	<b>1,44,20,047</b>
<b>ASSETS</b>			
Bank Balance		49,90,812	81,41,437
Amount Receivable from Employees		37,67,712	-
Amount Receivable from Institute		37,67,712	62,46,258
Subscription Receivable from Outsiders		-	32,352
<b>TOTAL</b>		<b>1,25,26,236</b>	<b>1,44,20,047</b>
Significant Accounting Policies			
Contingent liabilities and Notes on Accounts			



SUPDT.

ASSTT. REGISTRAR (F&A)

DY. REGISTRAR (F&A)

FINANCE OFFICER

**INDIAN INSTITUTE OF TECHNOLOGY KANPUR**  
**NEW PENSION SCHEME**


**RECEIPTS AND PAYMENTS FOR THE PERIOD ENDED 31st MARCH 2017**

RECEIPTS	CURRENT YEAR 31.03.2017	PREVIOUS YEAR 31.03.2016	PAYMENTS	(Amount-Rs)	
				CURRENT YEAR 31.03.2017	PREVIOUS YEAR 31.03.2016
<b>OPENING BALANCE</b>			<b>ESTABLISHMENT/ADM. EXP.</b>		
Bank Balances	81,41,437	70,12,206	Bank Charges	633	745
Institute Contribution	3,91,83,632		Transfer to Account - I / Provident Fund Withdrawals	10,220	-
Institute / Employee Contribution	3,91,83,632	7,01,25,968	Amount Transferred to NPS Trust Bank	8,75,67,136	6,92,73,566
Deputed Employees' Contribution	86,272	2,77,574	Amount Refund Against Transfer Cases	3,04,783	-
Amount Receivable from IITK	62,46,258	-	<b>CLOSING BALANCE</b>		
Amount Receivable from Outsiders	32,352	-	Bank Balance	49,90,812	81,41,437
<b>TOTAL</b>	<b>9,28,73,583</b>	<b>7,74,15,748</b>	<b>TOTAL</b>	<b>9,28,73,583</b>	<b>7,74,15,748</b>

  
SUPDT.

  
ASSTT. REGISTRAR (F&A)

  
DY. REGISTRAR (F&A)





  
FINANCE OFFICER



**INDIAN INSTITUTE OF TECHNOLOGY KANPUR**

**NEW PENSION SCHEME**

**STATEMENT OF CASH FLOWS FOR THE YEAR ENDED 31st MARCH 2017**

<b>CASH FLOWS FROM OPERATING ACTIVITIES</b>		Amount (Rs.)	
	Employees' Contribution	3,91,83,632	
	Institute Contribution	3,91,83,632	
	Deputed Employees' Contribution	86,272	
		<b>7,84,53,536</b>	
Less:	Transferred to NPS Trust Bank	8,75,67,136	
		<b>(91,13,600)</b>	
Add:	Amount Received from IITK for PY 2015-16	62,46,258	
	Amount Received from Deputationists for PY 2015-16	32,352	
		<b>(28,34,990)</b>	
Less:	Amount Transferred to Main Account/ PF Withdrawals	10,220	
	Amount Refunded Against Transfer Cases	3,04,783	
	Bank Charges	633	
	<b>Net Cash Flows from Operating Activities</b>	<b>(31,50,626)</b>	
<b>CASH FLOWS FROM INVESTING ACTIVITIES</b>			
	Cash Receipts	0	
Less:	Cash Payments	0	
	<b>Net Cash Flows from Investing Activities</b>	<b>0</b>	
<b>CASH FLOWS FROM FINANCING ACTIVITIES</b>			
	Cash Receipts	0	
Less:	Cash Payments	0	
	<b>Net Cash Flows from Financing Activities</b>	<b>0</b>	
	<b>NET DECREASE IN CASH</b>	<b>(31,50,626)</b>	
	Closing Cash Balance as on 31.03.2017	49,90,811	
Less:	Opening Cash Balance as on 01.04.2016	81,41,437	
	<b>NET DECREASE IN CASH</b>	<b>(31,50,626)</b>	
			
<b>SUPDT.</b>	<b>ASSTT. REGISTRAR (F&amp;A)</b>	<b>DY. REGISTRAR (F&amp;A)</b>	<b>FINANCE OFFICER</b>
			51(a)



**INDIAN INSTITUTE OF TECHNOLOGY KANPUR**

**POST RETIREMENT MEDICAL SCHEME**

**BALANCE SHEET AS AT 31st MARCH 2017**

(Amount-Rs)

CORPUS/ CAPITAL FUND AND LIABILITIES		CURRENT YEAR 31.03.2017	PREVIOUS YEAR 31.03.2016
<b>RESERVES &amp; SURPLUS</b>			
Opening Balance as on 01.04.2016	2,75,68,703		
Add : Excess of Income Over Expenditure	5,67,185		
Add : Prior Period Item	-	2,81,35,888	2,75,68,703
<b>CURRENT LIABILITY</b>			
Expenses Payable (Medical Reimbursement)		71,570	7,34,658
Payable to IITK		16,92,800	16,92,800
Interest Excess Received on Prematured FDR		-	26,597
<b>TOTAL</b>		<b>2,99,00,258</b>	<b>3,00,22,758</b>
<b>ASSETS</b>			
<b>INVESTMENT</b>			
Opening Balance - 01.04.2016	2,88,00,000		
Add: Made During the year	1,80,00,000		
	4,68,00,000		
Less: Encashed during the year	1,99,50,000	2,68,50,000	2,88,00,000
<b>CURRENT ASSETS</b>			
Bank Balance	22,16,845		3,68,459
Subscription Receivable- CPF	-		1,750
TDS on Interest on Investment	22,413		
Interest Accrued on FDRs	8,11,000	30,50,258	8,52,549
<b>TOTAL</b>		<b>2,99,00,258</b>	<b>3,00,22,758</b>
Significant Accounting Policies			
Contingent liabilities and Notes on Accounts			



*[Signature]*  
SUPDT.

*[Signature]*  
ASSTT. REGISTRAR (F&A)

*[Signature]*  
DY. REGISTRAR (F&A)

*[Signature]*  
FINANCE OFFICER


**INDIAN INSTITUTE OF TECHNOLOGY KANPUR**  
**PRMS ACCOUNT**


**INCOME AND EXPENDITURE ACCOUNT FOR THE PERIOD ENDING ON 31st MARCH 2017**


(Amount-Rs)

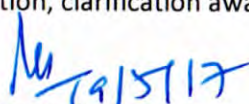
INCOME	SCH	CURRENT YEAR 31.03.2017	PREVIOUS YEAR 31.03.2016
Contribution Received		11,63,721	11,56,641
Interest on SB Account		2,88,282	1,16,203
Interest on FDRs		17,83,483	28,63,042
<b>TOTAL (A)</b>		<b>32,35,486</b>	<b>41,35,886</b>
EXPENDITURE			
Medical Reimbursement made by Account-I		-	30,55,495
Medical Reimbursement		26,68,301	-
<b>TOTAL (B)</b>		<b>26,68,301</b>	<b>30,55,495</b>
<b>BALANCE BEING EXCESS OF INCOME OVER EXPENDITURE (A-B)</b>		<b>5,67,185</b>	<b>10,80,391</b>
Medical Reimbursement charged to Account-I		-	-
Transfer to / from General Reserve			
<b>BALANCE BEING SURPLUS/ (DEFICIT) CARRIED TO RESERVE &amp; SURPLUS</b>		<b>5,67,185</b>	<b>10,80,391</b>

NOTE: Interest recovered by the bank of Rs 1,96,954/- on 08/06/2016 on account of audit objection, clarification awaited from the Bank regarding the same.

  
SUPDT.

  
ASSTT. REGISTRAR (F&A)

  
DY. REGISTRAR (F&A)

  
FINANCE OFFICER




**INDIAN INSTITUTE OF TECHNOLOGY KANPUR**  
**PRMS ACCOUNT**


**INCOME AND EXPENDITURE ACCOUNT FOR THE PERIOD ENDING ON 31st MARCH 2017**

(Amount-Rs)

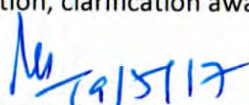
INCOME	SCH	CURRENT YEAR 31.03.2017	PREVIOUS YEAR 31.03.2016
Contribution Received		11,63,721	11,56,641
Interest on SB Account		2,88,282	1,16,203
Interest on FDRs		17,83,483	28,63,042
<b>TOTAL (A)</b>		<b>32,35,486</b>	<b>41,35,886</b>
EXPENDITURE			
Medical Reimbursement made by Account-I		-	30,55,495
Medical Reimbursement		26,68,301	-
<b>TOTAL (B)</b>		<b>26,68,301</b>	<b>30,55,495</b>
<b>BALANCE BEING EXCESS OF INCOME OVER EXPENDITURE (A-B)</b>		<b>5,67,185</b>	<b>10,80,391</b>
Medical Reimbursement charged to Account-I		-	-
Transfer to / from General Reserve			
<b>BALANCE BEING SURPLUS/ (DEFICIT) CARRIED TO RESERVE &amp; SURPLUS</b>		<b>5,67,185</b>	<b>10,80,391</b>

NOTE: Interest recovered by the bank of Rs 1,96,954/- on 08/06/2016 on account of audit objection, clarification awaited from the Bank regarding the same.

  
SUPDT.

  
ASSTT. REGISTRAR (F&A)

  
DY. REGISTRAR (F&A)

  
FINANCE OFFICER






# INDIAN INSTITUTE OF TECHNOLOGY KANPUR

## PRMS ACCOUNT


### RECEIPTS AND PAYMENTS FOR THE PERIOD ENDED 31st MARCH 2017

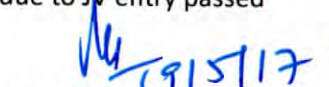
(Amount-Rs)					
RECEIPTS	CURRENT YEAR 31.03.2017	PREV YEAR 31.03.2016	PAYMENTS	CURRENT YEAR 31.03.2017	PREV YEAR 31.03.2016
<b>OPENING BALANCE</b>					
Bank Balances	3,68,459	55,88,232	Medical Reimbursement Payable	6,63,088	-
Prior Period Items	2,150	-	Investment Made	1,80,00,000	79,00,000
Contribution Received	11,63,571	10,83,321	Medical Re-imburement	26,68,301	5,56,387
Subscription Receivable CPF	1,750	-	Interest recovered by Bank	1,96,954	-
Investment	1,99,22,403	-	CPF	2,000	-
<b>Other Income</b>			<b>CLOSING BALANCE</b>		
Interest on Investment	11,94,070	20,37,090	Bank Balance	22,16,845	3,68,459
Interest on Saving Bank A/c	4,85,236	1,16,203			
Interest Accrued on Investment	6,09,549				
<b>TOTAL</b>	<b>2,37,47,188</b>	<b>88,24,846</b>	<b>TOTAL</b>	<b>2,37,47,188</b>	<b>88,24,846</b>

Note: There is difference in Investment Encashed shown in Balance Sheet and Receipts & Payments of Rs. 27597/- due to JV entry passed

  
SUPDT.

  
ASSTT. REGISTRAR (F&A)

  
DY. REGISTRAR (F&A)

  
FINANCE OFFICER



**INDIAN INSTITUTE OF TECHNOLOGY KANPUR**

**PRMS ACCOUNT**

**STATEMENT OF CASH FLOWS FOR THE PERIOD ENDED 31st MARCH 2017**

<b>CASH FLOWS FROM OPERATING ACTIVITIES</b>	
Contributions Received	11,63,571
Interest on Investments	18,03,619
Interest on Savings Bank A/c	2,88,282
	<b>32,55,472</b>
Less: Medical Reimbursement	26,68,301
	<b>5,87,171</b>
Add: Subscription to Contributory Provident Fund received for PY 2015-16	1,750
Prior Period Items	2,150
	<b>5,91,071</b>
Less: Medical Reimbursement for PY 2015-16	6,63,088
Transferred to Contributory Provident Fund	2,000
<b>Net Cash Flows from Operating Activities</b>	<b>(74,017)</b>
<b>CASH FLOWS FROM INVESTING ACTIVITIES</b>	
Cash Receipts	0
Less: Cash Payments	0
<b>Net Cash Flows from Investing Activities</b>	<b>0</b>
<b>CASH FLOWS FROM FINANCING ACTIVITIES</b>	
Cash Receipts	1,99,22,403
Less: Cash Payments	1,80,00,000
<b>Net Cash Flows from Financing Activities</b>	<b>19,22,403</b>
<b>NET INCREASE IN CASH</b>	<b>18,48,386</b>
Closing Cash Balance as on 31.03.2017	22,16,845
Less: Opening Cash Balance as on 01.04.2016	3,68,459
<b>NET INCREASE IN CASH</b>	<b>18,48,386</b>
<i>Mirza</i> SUPDT.	<i>Bano</i> ASSTT. REGISTRAR (F&A)
<i>W</i> DY. REGISTRAR (F&A)	<i>M</i> FINANCE OFFICER




**INDIAN INSTITUTE OF TECHNOLOGY KANPUR**  
**HALL AFFAIRS ACCOUNT**


**BALANCE SHEET AS AT 31st MARCH 2017**


(Amount-Rs)

CORPUS/CAPITAL FUND & LIABILITIES	CURRENT YEAR 31.03.2017		PREVIOUS YEAR 31.03.2016
<b>RESERVES &amp; SURPLUS</b>			
Opening Balance as at 01.04.2016	3,66,58,101		
Less: Receivable from Hall Management Written Off	3,43,40,429		
Add : C/F from Income & Expenditure Account	2,23,43,713	2,46,61,385	3,66,58,101
<b>Current Liabilities</b>			
Contractor Security Money		60,00,000	50,00,000
Liability for Service Charges		-	72,95,137
EPF & ESI Payable		-	11,78,331
Honorarium Payable		-	24,000
TDS Payable		-	1,21,852
<b>TOTAL</b>		<b>3,06,61,385</b>	<b>5,02,77,421</b>
<b>ASSETS</b>			
<b>Current Assets</b>			
Bank Balances		1,01,37,032	7,03,699
Fees Receivable from Institute		1,55,24,353	1,02,33,293
<b>Advances</b>			
Receivable from Pension Hall Management		50,00,000	50,00,000
Receivable from Hall Management		-	3,43,40,429
<b>TOTAL</b>		<b>3,06,61,385</b>	<b>5,02,77,421</b>

  
SUPDT.

  
ASST. REGISTRAR (F&A)

  
DY. REGISTRAR (F&A)

  
FINANCE OFFICER




**INDIAN INSTITUTE OF TECHNOLOGY KANPUR**  
**HALL AFFAIRS ACCOUNT**

**INCOME AND EXPENDITURE ACCOUNT FOR THE YEAR ENDED 31st MARCH 2017**


(Amount-Rs)

INCOME	CURRENT YEAR 31.03.2017	PREVIOUS YEAR 31.03.2016
Interest on Saving Bank A/c	4,46,516	3,56,126
Grant Received from Institute	10,36,79,460	11,43,38,323
<b>TOTAL (A)</b>	<b>10,41,25,976</b>	<b>11,46,94,449</b>
EXPENDITURE		
Service Charges to Contractors	8,17,40,028	8,20,22,285
Honararium	41,000	24,000
Bank Charges	1,235	1,541
Audit Fee	-	11,400
<b>TOTAL (B)</b>	<b>8,17,82,263</b>	<b>8,20,59,226</b>
<b>BALANCE BEING SURPLUS/ (DEFICIT) CARRIED TO RESERVE AND SURPLUS</b>	<b>2,23,43,713</b>	<b>3,26,35,223</b>

  
SUPDT.

  
ASSTT. REGISTRAR (F&A)

  
DY. REGISTRAR (F&A)

  
FINANCE OFFICER



**INDIAN INSTITUTE OF TECHNOLOGY KANPUR**  
**HALL AFFAIRS ACCOUNT**

**RECEIPTS AND PAYMENTS FOR THE YEAR ENDED 31st MARCH 2017**

(Amount-Rs)

RECEIPTS	CURRENT YEAR 31.03.2017	PREVIOUS YEAR 31.03.2016	PAYMENTS	CURRENT YEAR 31.03.2017	PREVIOUS YEAR 31.03.2016
<b>OPENING BALANCES</b>			<b>ESTABLISHMENT /ADMIN.EXP.</b>		
Balance with SBI Bank	7,03,699	60,22,878	Bank Charges	1,235	1,541
			Service Charges to Contractors	9,03,35,348	7,34,26,965
			Audit Fee	-	11,400
<b>GRANTS</b>			Honararium	1,76,350	-
Grant from Institute	9,83,88,400	12,31,44,423			
			<b>TRANSFERS</b>		
<b>TRANSFERS</b>			Hall Management Account	2,65,00,000	5,33,79,822
Hall Management Account	2,65,00,000	-	Pension Hall Management	-	50,00,000
Deans Capital Fund	50,00,000	-	Deans Capital Fund	50,00,000	-
			Contractor Security Money Paid	5,00,000	-
<b>OTHER INCOME</b>					
Interest on Saving Bank A/c's	4,46,516	3,56,126			
Honararium Receipts	1,11,350				
Contractor Security Money Received	15,00,000	30,00,000			
			<b>CLOSING BALANCE</b>		
			Balance with State Bank of India	1,01,37,032	7,03,699
<b>TOTAL</b>	<b>13,26,49,965</b>	<b>13,25,23,427</b>	<b>TOTAL</b>	<b>13,26,49,965</b>	<b>13,25,23,427</b>

SUPDT.

ASSTT. REGISTRAR (F&A)

DY. REGISTRAR (F&A)

FINANCE OFFICER





# INDIAN INSTITUTE OF TECHNOLOGY KANPUR


## HALL AFFAIRS


### STATEMENT OF CASH FLOWS FOR THE YEAR ENDED 31st MARCH 2017

<u>CASH FLOWS FROM OPERATING ACTIVITIES</u>	Amount (Rs.)	Amount (Rs.)
MEC Transferred by Main Account	9,83,88,400	
Interest on Savings Bank A/c	4,46,516	
Receipts against Honorarium	1,11,350	
Contractors' Security Money Received	15,00,000	
Transferred from Hall Management Account	2,65,00,000	
Transferred from Deans Capital Fund	50,00,000	<b>13,19,46,266</b>
Less: Bank Charges	1,235	
Service Charges to Contractors	9,03,35,348	
Honorarium	1,76,350	
Transferred to Hall Management Account	2,65,00,000	
Deans Capital Fund	50,00,000	
Contractors' Security Money Paid	5,00,000	12,25,12,933
<b>Net Cash Flows from Operating Activities</b>		<b>94,33,333</b>
 <u>CASH FLOWS FROM INVESTING ACTIVITIES</u>		
Cash Receipts	-	-
Less: Cash Payments	-	-
<b>Net Cash Flows from Investing Activities</b>		<b>-</b>
 <u>CASH FLOWS FROM FINANCING ACTIVITIES</u>		
Cash Receipts	-	-
Less: Cash Payments	-	-
<b>Net Cash Flows from Financing Activities</b>		<b>-</b>
 <b>NET INCREASE IN CASH</b>	 <b>94,33,333</b>	
Closing Cash Balance as on 31.03.2017	1,01,37,032	
Less: Opening Cash Balance as on 01.04.2016	7,03,699	
<b>NET INCREASE IN CASH</b>	<b>94,33,333</b>	

  
SUPDT.

  
ASSTT. REGISTRAR (F&A)

  
DY. REGISTRAR (F&A)

  
FINANCE OFFICER



**INDIAN INSTITUTE OF TECHNOLOGY KANPUR**  
**Main Account**  
**FORM GFR 19-A**

(See Government of India's Decision (1) below Rule 150)



**Unaudited**  
**Utilization Certificate on cash basis**  
**(Normal Plan 2016-2017)**

Sanction letter No. & Date	General		SCSP		TSP	
	OH:35	OH:31	OH:35	OH:31	OH:35	OH:31
F.No. 3-1/2016-TS.I dated 05.05.2016	18,02,98,635	7,80,08,865	3,48,96,510	1,50,98,490	1,74,48,255	75,49,245
F.No. 3-1/2016-TS.I dated 31.05.2016	24,80,00,000	6,20,00,000	4,80,00,000	1,20,00,000	2,40,00,000	60,00,000
F.No. 3-1/2016-TS.I dated 01.08.2016	15,50,00,000	7,75,00,000	3,00,00,000	1,50,00,000	1,50,00,000	75,00,000
F.No. 3-1/2016-TS.I dated 16.11.2016	16,10,00,000	5,00,00,000	2,50,00,000	2,00,00,000	90,00,000	70,00,000
F.No. 3-1/2016-TS.I dated 07.12.2016	8,13,00,000	1,00,00,000	1,57,00,000	19,00,000	80,00,000	11,00,000
F.No. 3-1/2016-TS.I dated 30.01.2017	7,75,00,000	1,11,41,055	1,50,00,000		75,00,000	
F.No. 3-1/2016-TS.I dated 16.02.2017	6,20,00,000		1,20,00,000		60,00,000	
<b>TOTAL:</b>	<b>96,50,98,635</b>	<b>28,86,49,920</b>	<b>18,05,96,510</b>	<b>6,39,98,490</b>	<b>8,69,48,255</b>	<b>2,91,49,245</b>

Certified that Rs. 16144.41 lakh (Object Head – 35 – Rs. 12326.43 lakh and Object Head – 31 – Rs. 3817.98 lakh) of grants-in-aid under Normal Plan was sanctioned and released by the MHRD during the year 2016-2017 in favour of Main Account under the Ministry letter nos. and dates given in the above table.

With a negative opening balance of Rs. 850.87 lakh (Rs. 86.35 lakh towards Object Head – 35 and Rs. 764.52 lakh under Object Head 31) and Internal Income under object Head 35 of Rs. 338.00 lakh the total Plan expenditure made during the year of Rs. 21404.52 lakh (Rs. 16243.89 lakh under Object Head – 35, Rs. 5160.62 lakh under Object Head – 31) for planned activities of the Main Account in the financial year 2016-2017, the Institute Main Account stands with an overall negative balance of Rs. 5772.98 lakh; [Rs.3665.81 lakh towards Object Head -35 (Non-Recurring) and Rs. 2107.17 lakh towards the Object head-31(Recurring)].

Dated: 19 May 2017

  
ASSTT. REGISTRAR (F&A-I)  


  
DY. REGISTRAR (F&A)

  
FINANCE OFFICER

  
DEPUTY DIRECTOR

  
(Actg) DIRECTOR

**INDIAN INSTITUTE OF TECHNOLOGY KANPUR**  
**Main Account**

**FORM GFR 19-A**

(See Government of India's Decision (1) below Rule 150)

**Unaudited**

**Utilization Certificate on Cash basis**  
**(Non-Plan 2016-2017)**

Sanction letter No. & Date	Salary	Pension & Pensionary Benefits	Non-Salary
	OH:36	OH:31	OH:31
F.No. 27-6/2016-TS.I dated 01.04.2016	27,92,00,000		
F.No. 27-6/2016-TS.I dated 28.04.2016		8,56,00,000	3,52,00,000
F.No. 27-6/2016-TS.I dated 28.09.2016	29,00,00,000	20,00,00,000	11,00,00,000
F.No. 27-6/2016-TS.I dated 15.11.2016		21,00,00,000	13,00,00,000
F.No. 27-6/2016-TS.I dated 15.11.2016	36,00,00,000		
F.No. 27-6/2016-TS.I dated 09.12.2016	5,00,00,000		
F.No. 27-6/2016-TS.I dated 16.02.2016	52,00,00,000		
F.No. 27-6/2016-TS.I dated 03.03.2017	13,00,00,000		
F.No. 27-6/2016-TS.I dated 31.03.2017		14,40,00,000	3,60,00,000
<b>TOTAL:</b>	<b>1,62,92,00,000</b>	<b>63,96,00,000</b>	<b>31,12,00,000</b>

Certified that Rs. 25800.00 lakh of grants-in-aid under Non-Plan was sanctioned and released by the MHRD during the year 2016-2017 in favor of Main Account under the Ministry letter nos. and dates given in the above table.

With a negative opening balance of Rs. 8509.28 lakh [(Rs.1546.69 lakh towards Object Head – 36 (Salary), Rs. 2724.21 lakh towards Object Head –31 (Pension and Pensionary Benefits) & Rs.4238.38 lakh towards Others (Non-Salary)] and Internal Income of Rs. 6376.84 lakh, and total Non-Plan expenditure of the Main Account during the financial year 2016-2017 of Rs. 31441.92 lakh [Rs. 15346.56 lakh under Object Head – 36 (Salary), Rs. 6212.01 lakh under Object Head – 31(Pension and Pensionary Benefits) and Rs. 9883.35 lakh under Object Head – 31 Others (Non-Salary)], the Main Account stands with an overall negative balance of Rs. 7774.36 lakh, [ Rs.601.25 lakh towards Object Head – 36 (Salary), Rs. 2540.22 lakh towards Object Head – 31 (Pension and Pensionary Benefits) and Rs. 4632.89 lakh towards Object Head – 31Others (Non-Salary)].

Dated: 19 May 2017

Asstt. Registrar (F&A I)

Dy. Registrar (F&A)

Finance Officer

Deputy Director

(Actg) Director



INDIAN INSTITUTE OF TECHNOLOGY KANPUR  
FINANCE AND ACCOUNTS SECTION

No. IITK/FBC/2016-17/

Dated: 27 May 2017

**Subject: Request for approval of the Unaudited Annual Accounts of the Institute for the Financial Year 2016-2017.**

The unaudited accounts for the financial year 2016-2017 have been recommended by Finance Committee at its 2017 / 2 meeting of 27 May 2017 for adoption and approval by the Board of Governors. The same have now been adopted and approved by the Board of Governors at its 2017 / 2 meeting of 27 May 2017.

It is likely that the signed minutes of BOG meeting may take a few days' time for issue while it is a statutory requirement of CAG, likely to commence their audit next week, to audit only Board adopted and approved accounts.

It is therefore kindly requested to approve the unaudited annual accounts, as adopted by the Board, so that the same may be handed over to the audit party for commencement of audit at the earliest.

The above proposal is in accordance with the powers vested in the Chairman under Statute 7(4) of the Institute's Statutes.

Assistant Registrar (F&A-I)

Deputy Registrar (F&A)

  
Finance Officer  
Registrar &  
Secretary, Board of Governors  
Deputy Director  
Director

Approved and Adopted

  
Shri R C Bhargava  
Chairman, Board of Governors  
IIT Kanpur

**INDIAN INSTITUTE OF TECHNOLOGY KANPUR**

**UTILIZATION OF PLAN & NON PLAN GRANTS  
FOR  
THE FINANCIAL YEAR ENDED  
31<sup>ST</sup> MARCH '2017**

**INDIAN INSTITUTE OF TECHNOLOGY KANPUR**  
**DETAILS OF UTILIZATION OF PLAN GRANTS DURING THE FINANCIAL YEAR 2016-17**

PARTICULARS		PLAN	PLAN RECURRING SCHOLARSHIP	TOTAL
GRANT SANCTIONED	A	1,313,936,146	516,063,854	1,830,000,000
GRANT RECEIVED		1,232,643,000	381,798,055	1,614,441,055
ADD: INTERNAL RECEIPTS	B	33,797,997	-	33,797,997
LESS: OPENING BALANCE		-	(76,451,445)	(76,451,445)
		1,266,440,997	305,346,610	1,571,787,607
LESS: UTILIZED PLAN	C	-	516,063,854	516,063,854
LESS: CLOSING BALANCE W/O BALANCE 31.03.2017	(A+B-C)	1,347,734,143 (81,293,146)	(210,717,244)	(292,010,390)
OUTSTANDING GRANT AGAINST RELEASED		-	(76,451,445)	(76,451,445)
BALANCE OUTSTANDING GRANT AGAINST SANCTION		(81,293,146)	(134,265,799)	(215,558,945)

SUPDT.

REGISTRAR (F&A)

DY. REGISTRAR (F&A)

FINANCE OFFICER

58(a)

**INDIAN INSTITUTE OF TECHNOLOGY KANPUR**  
**DETAILS OF UTILIZATION OF PLAN GRANTS DURING THE FINANCIAL YEAR 2016-17**

UTILIZATION OF PLAN GRANT		
TOTAL PLAN EXPENDITURE AS PER SCHEDULE 4A		2,495,543,092
ADD: C.Y. ADVANCES		
P-04A	25,732,491	
P-04B	14,835,430	
P-04C	1,241,423	
P-04D	22,117,347	
P-04E	9,160,792	
P-07	22,826,810	
P-15	70,000,000	
MOBILIZATION ADVANCE	4,827,446	
NBCC	5,457,949	
SECURED CIVIL	30,570,252	
SECURED ELECTRICITY	84,454,453	291,224,393
		<b>2,786,767,485</b>
LESS: P Y ADVANCES		
P-03	1,234,680	
P-04A	14,904,183	
P-04B	7,526,552	
P-04C	2,998,232	
P-04D	23,191,891	
P-04E	6,313,195	
P-04F	739,010	
P-07	22,839,760	
P-15	70,000,000	
MOBILIZATION ADVANCE	21,797,446	
NBCC	5,457,949	
SECURED CIVIL	48,365,020	
SECURED ELECTRICITY	48,292,147	273,660,065
CARRIED FORWARD		<b>2,513,107,420</b>

Contd.....2

SUPDT.

REGISTRAR (F&A)

DY. REGISTRAR (F&A)

FINANCE OFFICER

58(b)

# INDIAN INSTITUTE OF TECHNOLOGY KANPUR

## DETAILS OF UTILIZATION OF PLAN GRANTS DURING THE FINANCIAL YEAR 201

UTILIZATION OF PLAN GRANT		
ADD: P Y LIABILITIES		
P-03	1,805,521	
P-04A	2,016,319	
P-04B	926,103	
P-04C	4,148,205	
P-04D	846,671	
P-04E	1,060,884	
P-04F	850,677	
P-07	183,461	
P-15	32,740,719	
P-01H	2,460,283	
P-21	19,010,606	
LIABILITY IWD	107,353,819	173,403,268
		<b>2,686,510,688</b>
LESS: C Y LIABILITIES		
P-03	573,841	
P-04A	61,711	
P-04B	307,408	
P-04C	682,256	
P-04E	422,501	
P-04F	111,667	
P-15	32,740,719	
P-01H	897,415	
LIABILITY IWD	79,019,071	114,816,589
		<b>2,571,694,099</b>
LESS: P Y CWIP (IWD)		
P Y CWIP (IWD)	947,448,643	
P Y STOCK (IWD)	4,006,367	951,455,010
		<b>1,620,239,089</b>
ADD: C Y STOCK (IWD)		4,149,855
<b>NET UTILIZATION OF PLAN GRANT</b>		<b>1,624,388,944</b>

SUPDT.      REGISTRAR (F&A)      DY. REGISTRAR (F&A)      FINANCE OFFICER

**INDIAN INSTITUTE OF TECHNOLOGY KANPUR**

**DETAILS OF UTILIZATION OF NON PLAN GRANTS DURING THE FINANCIAL YEAR 2016-17**

<b>PARTICULARS</b>	<b>SALARY</b>	<b>PENSION</b>	<b>NON SALARY</b>	<b>TOTAL</b>
GRANT RECEIVED	1,629,200,000	639,600,000	311,200,000	2,580,000,000
LESS: OPENING BALANCE	(154,668,689)	(272,421,277)	(423,838,052)	(850,928,018)
	1,474,531,311	367,178,723	(112,638,052)	1,729,071,982
ADD: INTERNAL INCOME	-	-	-	-
LESS: UTILIZED PLAN	-	-	-	-
<b>BALANCE 31.03.2017</b>	<b>1,474,531,311</b>	<b>367,178,723</b>	<b>(112,638,052)</b>	<b>1,729,071,982</b>

SUPDT.

REGISTRAR (F&A)

DY. REGISTRAR (F&A)

FINANCE OFFICER

**INDIAN INSTITUTE OF TECHNOLOGY KANPUR**

**DETAILS OF UTILIZATION OF NON PLAN GRANTS DURING THE FINANCIAL YEAR 2016-17**

**UTILIZATION OF NON PLAN GRANT**

<b>PARTICULARS</b>	<b>PENSION</b>	
GRANT RECEIVED		639,600,000
PENSION PAID SCH 15A	632,390,164	
LESS: CONTRIBUTION RECEIVED	11,189,175	621,200,989
NET UTILIZATION OF NON PLAN GRANT		<b>18,399,011</b>

SUPDT.

REGISTRAR (F&A)

DY. REGISTRAR (F&A)

FINANCE OFFICER

59(b)

**INDIAN INSTITUTE OF TECHNOLOGY KANPUR**  
**DETAILS OF UTILIZATION OF NON PLAN GRANTS DURING THE FINANCIAL YEAR 2016-17**

UTILIZATION OF NON PLAN GRANT

PARTICULARS	SALARY	
GRANT RECEIVED		1,629,200,000
SALARY PAID SCH 15	2,315,182,061	
LESS: PROVISION SCH 15	877,749,555	
	<b>1,437,432,506</b>	
ADD: NPS CONTRIBUTION SCH 15A	46,715,116	
	<b>1,484,147,622</b>	
LESS: C Y PAYABLES		
SALARY FOR MARCH 17 PAYABLE	103,395,607	
WAGES PAYABLE	12,038,631	
	<b>1,368,713,384</b>	
ADD: P Y PAYABLES		
SALARY FOR MARCH 16 PAYABLE	59,084,984	
WAGES PAYABLE	3,134,753	
GRATUITY PAYABLE	6,875,691	
LEAVE PAYABLE	4,076,679	
NPS CONTRIBUTION PAYABLE	6,246,258	
CPF CONTRIBUTION PAYABLE	685,898	
PF CONTRIBUTION PAYABLE	10,338,905	
	<b>1,459,156,552</b>	
ADD: PAID IN CY		
GRATUITY SCH 15A	33,094,063	
LEAVE SCH 15A	44,298,847	
LESS: LEAVE RECEIVED SCH 15A	1,893,043	<b>1,534,656,419</b>
<b>NET UTILIZATION OF NON PLAN GRANT</b>		<b>94,543,581</b>

SUPDT. REGISTRAR (F&A)

DY. REGISTRAR (F&A)

FINANCE OFFICER



INDIAN INSTITUTE OF TECHNOLOGY KANPUR

**GROUPINGS OF  
CONSOLIDATED BALANCE SHEET  
AND  
INCOME & EXPENDITURE  
FOR  
THE FINANCIAL YEAR ENDED  
31<sup>ST</sup> MARCH '2017**

# INDIAN INSTITUTE OF TECHNOLOGY KANPUR

## GROUPINGS OF CONSOLIDATED BALANCE SHEET

### SCHEDULE -3 CURRENT LIABILITIES

S.NO.	PARTICULARS	AMOUNT	AMOUNT
1	<b><u>DEPOSIT FROM STUDENTS</u></b>		
	Security Deposit from Students	46,921,096	
	Caution Money Payable	4,215,500	51,136,596
2	<b><u>DEPOSIT OTHERS</u></b>		
	Earnest Money (Earn-M)	2,315,222	
	Security	1,006,304	
	Security (Hall Management)	1,882,570	
	Security Dep Received (Sec_Dep)	1,314,377	
	Retention Money (IWD)	1,805,014	
	Security (IWD)	33,450,985	41,774,472
3	<b><u>STATUTORY LIABILITIES (OTHERS)</u></b>		
	Court Attachment Payable	3,000	
	Group Insurance Payable	286,087	
	Income Tax Payable	2,482,667	
	LIC Payable (Slic)	859,152	
	Service Tax (Sertax)	3,802,158	
	Other Liabilities (Hall Management)	50,193	
	Vat Payable (Vat_Pay)	35,951	7,519,208
4	<b><u>SALARY &amp; WAGES PAYABLE</u></b>		
	Salary Payable for March 2017	88,173,446	
	Wages Payable (Np-1aa_Pay)	12,038,631	100,212,077

# INDIAN INSTITUTE OF TECHNOLOGY KANPUR

## GROUPINGS OF CONSOLIDATED BALANCE SHEET

### SCHEDULE -3 CURRENT LIABILITIES (Contd...)

S.NO.	PARTICULARS	AMOUNT	AMOUNT
5	<b><u>CREDITORS FOR GOODS &amp; SERVICES</u></b>		
	Liability Against PO-P-01H	897,415	
	Liability Against PO-P-03	573,841	
	Liability Against PO-P-04A	61,711	
	Liability Against PO-P-04B	307,408	
	Liability Against PO-P-04C	682,256	
	Liability Against PO-P-04E	422,501	
	Liability Against PO-P-04F	111,667	
	Liability Against Work Done	79,019,071	
	Liability Against Expenses	9,852,214	
	MHRD Supported Project Payable (P-15_Pay)	32,740,719	
	Payable to Projects Account	46,587,425	
	Sundry Creditors-Projects Account	20,764,659	192,020,887
6	<b><u>RETIREMENT BENEFITS PAYABLE</u></b>		
	Pension Payable	43,801,562	
	New Pension Payable	3,719,668	47,521,230
7	<b><u>OTHER LIABILITIES</u></b>		
	Dues Payable to Hall Affairs	15,524,353	
	Payable to Fund Hall Management	261,470	
	Payable to Hall Affairs	5,000,000	
	Payable against PF, CPF & Interest to PF Unit	10,297,545	
	Payable against NPS	7,535,424	
	Payable to Projects Account (TDS)	1,281,837	
	Payable against Interest on FDR to PF Unit	9,187,504	
	Receivable from PRMS	(1,692,800)	
	Projects Account Liabilities	22,346,820	
	Campus School Liabilities	14,000	69,756,153

# INDIAN INSTITUTE OF TECHNOLOGY KANPUR

## GROUPINGS OF CONSOLIDATED BALANCE SHEET

### SCHEDULE -7 CURRENT ASSETS

	<u>PARTICULARS</u>	<u>AMOUNT</u>	<u>AMOUNT</u>
1	<b><u>SUNDRY DEBTORS</u></b>		
	Room Rent Receivable	6,652,066	
	Receivable from Main Account	46,587,425	
	Sundry Debtors (Petrol Pump)	113,547	53,353,038
2	<b><u>TERM DEPOSITS</u></b>		
	Research & Development	382,000,000	
	Deans Capital Fund	71,000,000	
	GATE	113,143,741	
	JAM	16,000,000	
	Student Gymkhana	6,722,172	
	Hall Management	3,624,042	
	JEE	90,777,030	
	Main Account	330,000,000	1,013,266,985

# INDIAN INSTITUTE OF TECHNOLOGY KANPUR

## GROUPINGS OF CONSOLIDATED BALANCE SHEET

### SCHEDULE -8 LOANS & ADVANCES

S.NO.	PARTICULARS	AMOUNT	AMOUNT
1	<b><u>MISCELLANEOUS ADVANCE TO STAFF</u></b>		
	Deans Capital Fund	314,250	
	GATE	60,000	
	Campus School	1,800	
	Hall Management	562,476	
	JEE	535,082	1,473,608
2	<b><u>ADVANCES ON CAPITAL ACCOUNT</u></b>		
	Advance P-04A	25,732,491	
	Advance P-04B	14,835,430	
	Advance P-04C	1,241,423	
	Advance P-04D	22,117,347	
	Advance P-04E	9,160,792	
	Advance P-07	22,826,810	
	Advance P-15 (MHRD Supported Projects)	70,000,000	
	Mobilization Advance	4,827,446	
	Receivable from NBCC	5,457,949	
	Secured Advance-Civil	30,570,252	
	Secured Advance-Electrical	84,454,453	
	Secured Advance-Non Rec Projects Account	159,156,248	450,380,641
3	<b><u>ADVANCE TO SUPPLIERS</u></b>		874773

**INDIAN INSTITUTE OF TECHNOLOGY KANPUR**

**GROUPINGS OF CONSOLIDATED BALANCE SHEET**

**SCHEDULE -8 LOANS & ADVANCES (Contd...)**

S.NO.	PARTICULARS	AMOUNT	AMOUNT
4	<b><u>INTEREST ACCRUED ON LOAN &amp; ADVANCES TO STAFF</u></b>		
	Vehicle	2,836,480	
	Home	15,274,130	
	PC	540,077	18,650,687
5	<b><u>MEDICAL ADVANCE</u></b>		
	Advance for Medical	2,576,332	
	Advance for Medical TA	40,000	2,616,332
6	<b><u>ADVANCE FOR TA/LTC</u></b>		
	Advance for LTC	1,010,493	
	Advance for TA	1,179,949	2,190,442
7	<b><u>COUNSELLING SERVICE/TRAINING</u></b>		
	Advance for Couselling	53,500	
	Advance for CPA	99,000	
	Advance for CPDA	1,582,800	1,735,300

# INDIAN INSTITUTE OF TECHNOLOGY KANPUR

## GROUPINGS OF CONSOLIDATED BALANCE SHEET

### SCHEDULE -9 ACADEMIC RECEIPTS

S.NO.	PARTICULARS	AMOUNT	AMOUNT
1	<b><u>ENTRANCE EXAMINATION FEE</u></b>		
	GATE	110,407,572	
	JAM	4,496,283	114,903,855
2	<b><u>MISCELLANEOUS FEE</u></b>		
	Application Form Fee (Appfee)	8,788,450	
	DOAA Fee (Transcripts) (Doaa fee)	4,404,331	
	Miscellaneous Fee (Jee)	888,000	
	Students Fine (Stu-Fine)	1,000	
	Students Placement Fee (Place-Fee)	747,700	14,829,481
3	<b><u>IDENTITY CARD FEE</u></b>		
	Identity Card Fee (Jee)	18,000	
	Identity Card Fee (Icardf)	27,410	45,410

# INDIAN INSTITUTE OF TECHNOLOGY KANPUR

## GROUPINGS OF CONSOLIDATED BALANCE SHEET

### SCHEDULE -13 OTHER INCOME

<b>S.NO.</b>	<b>PARTICULARS</b>	<b>AMOUNT</b>	<b>AMOUNT</b>
1	<b><u>HOSTEL ROOM RENT</u></b>		
	Hostel Room Rent	20,545,170	
	Mess Rent Deduction	96,975	20,642,145
2	<b><u>OTHER MISCELLANEOUS INCOME</u></b>		
	MT Section Receipt	1,903,290	
	Campus School Fee	5,207,650	
	Library Receipts	245,252	
	Mess Charges	8,884,967	
	Misc Receipts	23,152,661	
	RFID Recovery	62,396	
	Student Inter IIT Sports	14,642,143	54,098,359



# INDIAN INSTITUTE OF TECHNOLOGY KANPUR

## GROUPINGS OF CONSOLIDATED BALANCE SHEET

### SCHEDULE -15 STAFF PAYMENT & BENEFITS

S.NO.	PARTICULARS	AMOUNT	AMOUNT
1	<b><u>SALARY &amp; WAGES</u></b>		
	Salary	962,432,652	
	Wages	214,725,097	
	Overtime	522,176	
	Arrears	18,834,867	1,196,514,792
2	<b><u>ALLOWANCE &amp; BONUS</u></b>		
	Journal Society	8,363,816	
	Liveries	606,162	
	Telephone Reimbursement	4,608,453	
	Allowances	56,772,366	70,350,797
3	<b><u>RETIREMENT &amp; TERMINAL BENEFITS</u></b>		
	Pension	675,101,269	
	Gratuity	84,611,630	
	Leave	71,321,540	
	New Pension Scheme	46,715,116	877,749,555
4	<b><u>MEDICAL FACILITY</u></b>		
	Medical Reimbursement	30,316,339	
	Cost of Medicine	12,518,652	
	Medical TA	455,142	43,290,133
5	<b><u>CHILDREN EDUCATION ALLOWANCE</u></b>		
	Children Allowance	30,184	
	Reimbursement of Tution Fees	8,130,542	8,160,726
6	<b><u>HONORARIUM</u></b>		
	Honorarium	50,070,294	
	Fellowship	28,453,366	78,523,660
7	<b><u>TA FOR NATIONAL &amp; INTERNATIONAL CONFERENCE</u></b>		
	TA for International Conference	18,176,621	
	TA for National Conference	2,937,344	21,113,965

# INDIAN INSTITUTE OF TECHNOLOGY KANPUR

## GROUPINGS OF CONSOLIDATED BALANCE SHEET

### SCHEDULE -16 ACADEMIC EXPENSES

S.NO.	PARTICULARS	AMOUNT	AMOUNT
1	<b><u>FIELD WORK/PARTICIPATION IN CONFERENCE</u></b> Travelling Expenses Np-01C		24,526,027
2	<b><u>EXPENSES ON SEMINORS/WORKSHOPS</u></b> Promotion of Tech Activity Np-08D		3,677,740
3	<b><u>EXAMINATION EXPENSES</u></b> JEE GATE JAM	7,599,295 13,349,084 694,700	21,643,079
4	<b><u>STUDENT WELFARE EXPENSES</u></b> Inter IIT Meet Membership for SHMC Student Contingency Expenses Student Gymkhana Expenses Student Welfare Expenses	1,381,959 1,280,700 699,750 3,660,787 5,026,519	12,049,715
5	<b><u>STIPEND/MEANS CUM MERIT SCHOLARSHIP</u></b> Scholarship SBI Scholarship UBI	493,701,624 22,362,230	516,063,854

**INDIAN INSTITUTE OF TECHNOLOGY KANPUR**

**MAIN ACCOUNT  
(INCLUDING IWD, PENSION & PETROL PUMP)**

**SEPARATE FINANCIAL STATEMENTS  
FOR  
THE FINANCIAL YEAR ENDED  
31<sup>ST</sup> MARCH '2017**

**INDIAN INSTITUTE OF TECHNOLOGY KANPUR**  
**MAIN ACCOUNT (INCLUDING IWD, PENSION & PETROL PUMP)**

**BALANCE SHEET AS AT 31st MARCH 2017**

(Amount-Rs)

SOURCES OF FUNDS	SCHEDULE	CURRENT YEAR 31.03.2017	PREVIOUS YEAR 31.03.2016
Corpus/Capital Fund	1	10,577,433,744	10,466,548,922
Current Liabilities	2	1,795,643,036	1,721,690,326
Provisions	2	9,910,957,161	9,776,623,578
<b>TOTAL</b>		<b>22,284,033,941</b>	<b>21,964,862,826</b>
APPLICATION OF FUNDS	SCHEDULE	CURRENT YEAR 31.03.2017	PREVIOUS YEAR 31.03.2016
<b>FIXED ASSETS</b>			
Tangible Assets	3	8,933,516,870	9,122,430,470
Intangible Assets	3	166,898,263	33,667,867
Capital Works-In-Progress	3	1,395,148,956	947,448,643
Investment - Others	4	330,010,000	10,000
MHRD Grants Receivable	5	713,601,942	1,218,177,201
Current Assets	5A	10,338,964,612	10,193,585,801
Loans, Advances & Deposits	6	405,893,298	449,542,844
<b>TOTAL</b>		<b>22,284,033,941</b>	<b>21,964,862,826</b>
<b>SIGNIFICANT ACCOUNTING POLICIES</b>			
<b>CONTINGENT LIABILITIES AND NOTES TO ACCOUNTS</b>			

**INDIAN INSTITUTE OF TECHNOLOGY KANPUR**

**MAIN ACCOUNT (INCLUDING IWD, PENSION & PETROL PUMP)**

**INCOME AND EXPENDITURE ACCOUNT FOR YEAR ENDED 31st MARCH 2017**

(Amount-Rs)

PARTICULARS	SCHEDULE	CURRENT YEAR 31.03.2017	PREVIOUS YEAR 31.03.2016
<b>INCOME</b>			
Academic Receipts	7	322,590,461	237,604,466
<u>Grants/Subsidies</u>			
Grants against Salary	8	1,488,234,660	1,550,123,689
Grants against Pension	8	595,066,926	609,805,277
Grants against Others	8	311,200,000	224,900,000
Grants against Scholarships	8	516,063,854	578,151,445
Income from Investments	9	24,658,062	12,067,213
Interest earned	10	8,687,365	9,016,918
Other Income	11	280,264,095	490,089,544
Prior Period Income	12	-	59,921,416
Deferred Revenue Income	-	1,096,948,604	793,823,890
<b>TOTAL (A)</b>		<b>4,643,714,027</b>	<b>4,565,503,858</b>
<b>EXPENDITURE</b>			
<u>Staff Payments &amp; Benefits (Establishment Expenses)</u>			
MHRD Grant Salaries	13	1,397,565,501	1,317,852,479
MHRD Grant Retirement and Terminal Benefits	13	842,821,330	1,112,090,404
<u>Academic Expenses</u>			
MHRD Scholarship	14	516,063,854	578,151,445
Other Academic Expenses	14	131,423,889	92,612,349
Administration and General Expenses	15	425,927,048	397,379,642
Transportation Expenses	16	5,978,226	5,797,513
Repairs & Maintenance	17	243,132,981	217,458,942
Finance Costs	18	34,517,489	24,768,214
Depreciation	3	1,096,948,604	793,823,890
Other Expenses	19	36,745,513	35,664,748
Prior Period Expenses	20	2,843,581	1,204,370
<b>TOTAL (B)</b>		<b>4,733,968,016</b>	<b>4,576,803,996</b>
<b>BALANCE BEING EXCESS OF INCOME OVER EXPENDITURE (A-B)</b>		<b>(90,253,989)</b>	<b>(11,300,138)</b>
Utilization Against Advances		-	-
<b>BALANCE BEING SURPLUS/(DEFICIT) CARRIED TO CAPITAL FUND</b>		<b>(90,253,989)</b>	<b>(11,300,138)</b>
<b>SIGNIFICANT ACCOUNTING POLICIES</b>			
<b>CONTINGENT LIABILITIES AND NOTES TO ACCOUNTS</b>			

**INDIAN INSTITUTE OF TECHNOLOGY KANPUR**

**RECEIPTS AND PAYMENTS ACCOUNT FOR THE YEAR ENDED 31ST MARCH'2017**

RECEIPTS	AMOUNT	PAYMENTS	AMOUNT
<b>OPENING BALANCE</b>		<b>EXPENSES</b>	
Cash Balances	192,830	Establishment Expnese	2,106,053,248
<b>Bank Balances</b>		Academic Expeses	647,487,743
In Current accounts	207,148,862	Administrative Expenses	425,927,048
Savings accounts	57,020,139	Transportation Expenses	5,978,226
		Repairs & Maintenance	243,132,981
<b>GRANTS RECEIVED</b>		Finance Cost	34,517,489
From Government of India - Plan	1,814,441,055	Other Expenses	36,745,513
From Government of India-Non Plan	2,906,000,000	Prior Period Expenses	2,843,581
From State Government		Term Deposits with Banks	330,000,000
From other sources	33,797,997		
<b>ACADEMIC RECEIPTS</b>	322,590,461	<b>EXPENDITURE ON FIXED ASSETS</b>	1,548,094,449
		<b>OTHER PAYMENTS/ STATUTORY PAYMENTS</b>	12,312,292
<b>INTEREST RECEIVED ON</b>		<b>DEPOSIT AND ADVANCES</b>	183,179,843
Bank Deposits	24,658,062		
Loans and Advances	2,692,875	<b>CLOSING BALANCE</b>	
Savings Bank Accounts	5,994,490	Cash in Hand	-
<b>OTHER INCOME</b>	145,930,512	<b>Bank Balances</b>	
<b>DEPSOITS AND ADVANCES</b>	226,829,389	In Current Accounts	255,316,471
		In Savings Accounts	82,889,522
<b>MISCELLANEOUS RECEIPTS</b>	18,117,798		
<b>OTHER RECEIPTS</b>	149,063,936		
(DECREASE IN CURRENT ASSETS)			
(INCREASE IN LIABILITIES)			
<b>TOTAL</b>	<b>5,914,478,406</b>	<b>TOTAL</b>	<b>5,914,478,406</b>

**INDIAN INSTITUTE OF TECHNOLOGY KANPUR**  
**MAIN ACCOUNT (INCLUDING IWD, PENSION & PETROL PUMP)**  
**STATEMENT OF CASH FLOWS FOR THE YEAR ENDED 31st MARCH 2017**

<b>CASH FLOWS FROM OPERATING ACTIVITIES</b>	<b>Amount (Rs.)</b>	<b>Amount (Rs.)</b>
<b>Funds Received MHRD Plan</b>		
Recurring (Scholarships)	581,798,055	
<b>Funds Received MHRD Non Plan</b>		
Salary	2,135,200,000	
Pension	495,600,000	
Others	275,200,000	
Grants Received from Other Sources	33,797,997	
Academic Incomes	322,590,461	
Interest on Bank Deposits	24,658,062	
Interest on Loans & Advances to Employees	2,692,875	
Interest on Savings Bank Account	5,994,490	
Other Income	145,930,512	
Receipts against Deposits & Advances	226,829,389	
Other Receipts	149,063,936	
Miscellaneous Income	18,117,798	4,417,473,575
Less: <b>Establishment Expenses</b>		
Salary	1,265,260,005	
Pension & Retirement Benefits	708,487,747	
Other Establishment Expenses	132,305,496	
<b>Academic Expenses</b>		
MHRD Scholarships	516,063,854	
Other Actual Expenses	131,423,889	
Administrative Expenses	425,927,048	
Transportation Expenses	5,978,226	
Repairs & Maintenance Expenses	243,132,981	
Finance Expenses	34,517,489	
Other Expenses	39,589,094	
Payments against Deposits & Advances	183,179,843	
Government Tax	12,312,292	3,698,177,964
<b>Net Cash Flows from Operating Activities</b>		<b>719,295,611</b>

**INDIAN INSTITUTE OF TECHNOLOGY KANPUR****MAIN ACCOUNT (INCLUDING IWD, PENSION & PETROL PUMP)****STATEMENT OF CASH FLOWS FOR THE YEAR ENDED 31st MARCH 2017 (Contd...)**

<b>CASH FLOWS FROM INVESTING ACTIVITIES</b>		<b>Amount (Rs.)</b>	<b>Amount (Rs.)</b>
	<b>Funds Received MHRD Plan</b>		
	Non Recurring (Capital)	1,232,643,400	1,232,643,400
Less:	Investment in Term Deposits	330,000,000	
	New Buildings	624,974,474	
	Plant & Machinery (AC)	9,423,501	
	Vehicles	1,918,755	
	Equipments	221,183,893	
	Library Resources	3,465,319	
	Upgradation of Computing Facilities	39,708,453	
	Furnitures & Fixtures	6,849,885	
	E-Journals	192,869,856	
	Capital Work-in-Progress	447,700,313	(1,878,094,449)
	<b>Net Cash Flows from Investing Activities</b>		<b>(645,451,049)</b>
<b>CASH FLOWS FROM FINANCING ACTIVITIES</b>			
	Cash Receipts		
Less:	Repayment of Loan against FDRs		
	<b>Net Cash Flows From Financing Activities</b>		<b>-</b>
<b>NET INCREASE IN CASH</b>			<b>73,844,562</b>
	Closing Cash Flow Balance as on 31.03.2017		338,205,993
	Opening Cash Flow Balance as on 01.04.2016		264,361,831
Less:	<b>NET INCREASE IN CASH</b>		<b>73,844,162</b>
<b>SUPDT.</b>	<b>ASSTT. REGISTRAR (F&amp;A)</b>	<b>DY. REGISTRAR (F&amp;A)</b>	<b>FINANCE OFFICER</b>



**INDIAN INSTITUTE OF TECHNOLOGY KANPUR**  
**MAIN ACCOUNT (INCLUDING IWD, PENSION & PETROL PUMP)**

**SCHEDULE - 1 CORPUS/CAPITAL FUND**

(Amount-Rs)

PARTICULARS	CURRENT YEAR 31.03.2017	PREVIOUS YEAR 31.03.2016
<b>BALANCE AT THE BEGINNING OF THE YEAR</b>	10,465,569,011	9,730,641,039
Add : Grants from Government of India and to the extent utilized for capital expenditure	1,624,388,944	1,481,935,790
Add : Asset Purchased out of Earmarked Funds	-	-
Less: Opening Balance of Grant Receivable against Plan Non Recurring Written Off	8,635,790	-
Less: Closing Balance of Grant Receivable against Plan Non Recurring Written Off	276,654,801	-
Less : Provision Against Value of Written off Fixed Assets	59,128,737	43,354,048
Add : Donations Received Against Assets	-	102,363,491
Add : Donated Assets	-	86,679
Add : Adjustment during the year	19,097,710	-
Less : Transfer to Deferred Revenue Income (Depreciation)	1,096,948,604	793,823,890
<b>TOTAL</b>	<b>10,667,687,733</b>	<b>10,477,849,061</b>
<b>(DEDUCT) DEFICIT TRANSFERRED FROM THE INCOME &amp; EXPENDITURE ACCOUNT</b>	<b>(90,253,989)</b>	<b>(11,300,138)</b>
<b>BALANCE AT THE YEAR END</b>	<b>10,577,433,744</b>	<b>10,466,548,923</b>

**INDIAN INSTITUTE OF TECHNOLOGY KANPUR**  
**MAIN ACCOUNT (INCLUDING IWD, PENSION & PETROL PUMP)**

**SCHEDULE - 2 CURRENT LIABILITIES & PROVISIONS**

PARTICULARS	CURRENT YEAR 31.03.2017	PREVIOUS YEAR 31.03.2016
<b>A. CURRENT LIABILITIES</b>		
Deposit from students (Caution Money & Hostel Security)	3,904,000	3,446,000
<b>Sundry Creditors</b>		
For Goods & Services	171,256,228	223,689,767
Others	-	-
Deposit-Others (including EMD, Security Deposit)	39,891,902	28,474,094
<b>Statutory Liabilities (GFP, TDS, WC TAX, CPF, GIS, NPS):</b>		
Overdue	-	-
Others	11,188,683	28,858,788
<b>Other Current Liabilities</b>		
Salaries & Wages Payable including for March'17	96,096,975	62,219,737
Administrative Expenses	56,906,345	56,906,345
Electricity Charges	4,620,619	8,975,548
Audit Fee Payable	2,500,000	-
Interest Payable on Borrowing from DORA	7,166,107	-
Receipt against sponsored fellowships & scholarships	8,726,408	8,010,624
Unutilised Grants	140,000,000	-
<u>Internal Transfer Payable</u>	-	34,987,718
Payable to Endowment against Medical Emergency Fund	4,164,299	-
Payable to Provident Fund against PF,CPF & Interest thereon	10,297,545	-
Payable to Provident Fund against Interest on Investment	9,187,504	-
Payable to Campus School	2,838,006	-
Payable to New Pension Scheme	7,535,424	-
Payable to Hall Affairs	15,524,353	-
Payable to Hall Management	2,016,744	-
Payable to Pension Hall Management	2,461,193	-
Payable to Students Gymkhana	8,400	-
Payable to Visitors Hostel	16,966,423	-
Receivable from Projects Account against Fellowships	(560,000)	-
Receivable from Endowment	(37,815,092)	-
Receivable from Post Retirement Medical Scheme	(1,692,800)	-

**INDIAN INSTITUTE OF TECHNOLOGY KANPUR**

**SCHEDULE - 2 CURRENT LIABILITIES & PROVISIONS (Contd...)**

(Amount-Rs)

PARTICULARS	CURRENT YEAR 31.03.2017	PREVIOUS YEAR 31.03.2016
<u>Temporary Borrowing from Units (Internal)</u>		
Endowment Fund Account	457,250,000	500,000,000
Deans Capital Fund	34,000,000	34,000,000
Gate Account	99,800,000	89,800,000
JEE Account	-	45,000,000
R & D Account	503,000,000	503,000,000
Amount Payable to Project Account (RR)	18,036,283	-
New Pension Scheme	7,535,424	6,246,258
Caution Money Others	-	496,750
Retirement Benefits Payable	41,570,502	13,558,778
Fees Received in Advance	59,979,724	54,461,500
Other liabilities	1,281,837	19,558,419
<b>TOTAL (A)</b>	<b>1,795,643,036</b>	<b>1,721,690,326</b>
<b>B. PROVISIONS</b>		
Gratuity	308,187,284	256,669,717
Superannuation Pension	9,058,858,649	9,004,958,369
Accumulated Leave Encashment	543,911,228	514,995,492
<b>TOTAL (B)</b>	<b>9,910,957,161</b>	<b>9,776,623,578</b>
<b>TOTAL (A+B)</b>	<b>11,706,600,197</b>	<b>11,498,313,904</b>

**INDIAN INSTITUTE OF TECHNOLOGY KANPUR**  
**MAIN ACCOUNT (INCLUDING IWD, PENSION & PETROL PUMP)**

**SCHEDULE - 4 INVESTMENTS - OTHERS**

(Amount-Rs)

PARTICULARS	CURRENT YEAR 31.03.2017	PREVIOUS YEAR 31.03.2016
In Central Government Securities	-	-
In State Government Securities	-	-
Other Approved Securities	-	-
Shares	10,000	10,000
Debentures and Bonds	-	-
Others (Bank Fixed Deposits)	330,000,000	-
<b>TOTAL</b>	<b>330,010,000</b>	<b>10,000</b>

**INDIAN INSTITUTE OF TECHNOLOGY KANPUR**  
**MAIN ACCOUNT (INCLUDING IWD, PENSION & PETROL PUMP)**

**SCHEDULE - 5- MHRD GRANTS RECEIVABLE**

(Amount-Rs)

PARTICULARS	CURRENT YEAR 31.03.2017	PREVIOUS YEAR 31.03.2016
Grants Receivable against Pension from MHRD as on 31.03.17	144,000,000	-
Grants Receivable against Plan Expenditure (Recurring) from MHRD as on 31.03.16	-	200,000,000
Grants Receivable against Salary from MHRD as on 31.03.16	-	506,000,000
Grants Receivable against Non Salary from MHRD as on 31.03.17	36,000,000	-
Grants Receivable against Salary from MHRD	13,703,349	154,668,689
Grants Receivable against Pension from MHRD	227,888,203	272,421,277
Grants Receivable against Plan Expenditure (Non recurring) from MHRD	-	8,635,790
Grants Receivable against Plan Expenditure (Non Recurring) from MHRD against Unreleased Grants	81,293,146	-
Grants Receivable against Scholarship from MHRD	76,451,445	76,451,445
Grants Receivable against Scholarship from MHRD against Unreleased Grants	134,265,799	-
<b>TOTAL</b>	<b>713,601,942</b>	<b>1,218,177,201</b>

**INDIAN INSTITUTE OF TECHNOLOGY KANPUR**  
**MAIN ACCOUNT (INCLUDING IWD, PENSION & PETROL PUMP)**

**SCHEDULE - 5A - CURRENT ASSETS**

(Amount-Rs)

PARTICULARS	CURRENT YEAR 31.03.2017	PREVIOUS YEAR 31.03.2016
<b>1. STOCK:</b>		
Building Material	4,149,855	4,006,367
Petrol, and Oil	936,079	448,990
Stationery	1,829,199	458,799
Medicines	1,146,073	1,821,190
<b>2. SUNDRY DEBTORS:</b>		
Debts Outstanding for a period exceeding six months	-	-
Others	113,547	-
<b>3. CASH AND BANK BALANCES:</b>		
Cash in Hand	-	192,830
<b>WITH SCHEDULED BANKS:</b>		
- In Current Accounts	255,316,471	207,148,862
- In Savings Accounts	82,889,522	57,020,139
<b>4. NON CURRENT ASSETS:</b>		
Grants Receivable (Against Retirement Benefits)	9,910,957,161	9,776,623,578
<b>5. OTHER CURRENT ASSETS:</b>		
Donation Receivable Against Rajeev Motwani Building	79,600,000	79,600,000
Advance for Repayment of Interest	-	5,294,275
Advance to Bank For Payment of March'16 Salary	-	59,084,984
Claims Receivable - Income Tax/ Tds Receivable	2,026,705	1,885,787
<b>TOTAL</b>	<b>10,338,964,612</b>	<b>10,193,585,801</b>

**INDIAN INSTITUTE OF TECHNOLOGY KANPUR**  
**MAIN ACCOUNT (INCLUDING IWD, PENSION & PETROL PUMP)**

ANNEXURE - 'A'

(Amount-Rs)

PARTICULARS	ACCOUNT NO.	CURRENT YEAR 31.03.2017	PREVIOUS YEAR 31.03.2016
<b>BALANCE IN SAVINGS BANK ACCOUNTS</b>			
AXIS BANK -IIT KANPUR (PAYMENT GATEWAY)	913010053856434	448,872	423,918
CANARA BANK - IIT KANPUR	2178101020016	21,855,655	1,611,099
ICICI BANK - IIT KANPUR (PAYMENT GATEWAY)	104601000838	175,868	269,703
STATE BANK OF INDIA - NON PLAN - IWD	30632766814	3,818,392	758,232
STATE BANK OF INDIA - PENSION	10426004576	52,070,190	48,634,959
UNION BANK OF INDIA- IIT KANPUR PLAN	537202010000050	4,150,022	5,322,228
STATE BANK OF INDIA - IIT KANPUR TRANSCRIPT	35973361835	370,523	-
<b>BALANCE IN CURRENT ACCOUNTS</b>			
STATE BANK OF INDIA - PLAN - IWD	34848714419	35,899,745	117,167,684
STATE BANK OF INDIA - IWD	35061669618	1,375	10,000
SBI NET BANKING - INTERNET BANKING	31250582809	644,031	274,637
STATE BANK OF INDIA - IIT KANPUR NON PLAN	10426002137	112,758,455	27,088,548
STATE BANK OF INDIA - IIT KANPUR PLAN	34848723343	93,202,954	58,105,655
STATE BANK OF INDIA - ATM	31250582809	3,563	3,390
STATE BANK OF INDIA - IIT KANPUR OUTN OPERATION	35379050268	1,901,033	2,500,000
AXIS BANK -IIT KANPUR PG ADMISSION	916020013424428	556,600	-
STATE BANK OF INDIA - IIT KANPUR OUTN COLLECTION	35379059192	1,666,643	-
UNION BANK OF INDIA- IIT KANPUR NON PLAN	537201010035197	8,682,073	1,998,948
<b>TOTAL</b>		<b>338,205,993</b>	<b>264,169,001</b>

**INDIAN INSTITUTE OF TECHNOLOGY KANPUR**  
**MAIN ACCOUNT (INCLUDING IWD, PENSION & PETROL PUMP)**

**SCHEDULE - 6 - LOANS, ADVANCES & DEPOSITS**

(Amount-Rs)

PARTICULARS	CURRENT YEAR 31.03.2017	PREVIOUS YEAR 31.03.2016
<b>ADVANCES TO EMPLOYEES: (NON-INTEREST BEARING)</b>		
Festival	8,475	3,075
Medical	2,435,651	6,042,071
TA/LTC	2,190,442	5,530,101
Convocation Expenses/Research Grant	-	891,200
Legal Expenses	-	100,000
Departmental Expenses	-	397,550
Contingency	3,834,821	4,753,298
Vehicle Maintenance	393,328	518,328
Counselling Services / Training	1,735,300	4,007,100
Insurance	25,910	10,214
IIT Meet	403,650	300,750
Others	-	1,692,800
<b>LONG TERM ADVANCES TO EMPLOYEES (INTEREST BEARING)</b>		
Vehicle	3,721,521	3,892,569
Home	12,398,058	11,893,840
PC	829,442	1,209,367
<b>ADVANCES AND OTHER AMOUNTS RECOVERABLE IN CASH OR IN KIND OR FOR VALUE TO BE RECEIVED</b>		
On Capital Account	291,224,393	309,660,065
Service Tax Refund Receivable from GOI to Suppliers	25,543,512	25,543,512
	874,773	776,623
<b>PREPAID EXPENSES</b>		
Insurance	3,525,496	115,924
Pre Paid Expenses	3,190,812	4,451,136
Lease Rent Advance to IET NOIDA	22,860,752	23,146,512



**INDIAN INSTITUTE OF TECHNOLOGY KANPUR****SCHEDULE - 6 - LOANS, ADVANCES & DEPOSITS (Contd...)****(Amount-Rs)**

<b>PARTICULARS</b>	<b>CURRENT YEAR 31.03.2017</b>	<b>PREVIOUS YEAR 31.03.2016</b>
<b>DEPOSITS</b>		
Electricity	9,774,275	9,774,275
Bank Guarantee/ TDR Kept as Security	200,000	200,000
Indian Oil Limited	2,072,000	2,072,000
Caution Money Deposit	-	3,650,000
<b>INCOME ACCRUED</b>		
On Loans and Advances (Staff)	18,650,687	18,166,795
Electricity Charges Due from Halls	-	10,743,739
<b>TOTAL</b>	<b>405,893,298</b>	<b>449,542,844</b>

**INDIAN INSTITUTE OF TECHNOLOGY KANPUR**  
**MAIN ACCOUNT (INCLUDING IWD, PENSION & PETROL PUMP)**

**SCHEDULE - 7 - ACADEMIC RECEIPTS**

(Amount-Rs)

PARTICULARS	CURRENT YEAR 31.03.2017	PREVIOUS YEAR 31.03.2016
<b>FEES FROM STUDENTS</b>		
<b>ACADEMIC</b>		
Tuition fee	260,764,893	169,163,000
Admission fee	289,800	261,000
Laboratory fee	3,853,200	3,742,200
Registration fee	3,853,200	3,742,200
<b>TOTAL (A)</b>	<b>268,761,093</b>	<b>176,908,400</b>
<b>EXAMINATIONS</b>		
Admission test fee	18,119,576	8,432,510
Annual Examination fee	4,046,400	4,298,077
Mark sheet, certificate fee	483,000	435,000
Entrance examination fee	-	-
<b>TOTAL (B)</b>	<b>22,648,976</b>	<b>13,165,587</b>
<b>OTHER FEES</b>		
Identity card fee	27,410	15,150
Final/Miscellaneous fee	13,941,481	33,542,629
Medical fee	835,400	797,700
Hostel fee	16,376,101	13,175,000
<b>TOTAL (C)</b>	<b>31,180,392</b>	<b>47,530,479</b>
<b>SALE OF PUBLICATIONS</b>		
Sale of Admission forms	-	-
Sale of syllabus and Question Paper etc	-	-
Sale of prospectus including admission forms	-	-
<b>TOTAL (D)</b>	<b>-</b>	<b>-</b>
<b>OTHER ACADEMIC RECEIPTS</b>		
Registration fee for workshops, programmes	-	-
Registration Fees (Academic Staff College)	-	-
<b>TOTAL (E)</b>	<b>-</b>	<b>-</b>
<b>GRAND TOTAL (A+B+C+D+E)</b>	<b>322,590,461</b>	<b>237,604,466</b>

**INDIAN INSTITUTE OF TECHNOLOGY KANPUR**  
**MAIN ACCOUNT (INCLUDING IWD, PENSION & PETROL PUMP)**

**SCHEDULE - 8 - GRANTS/SUBSIDIES (IRREVOCABLE GRANTS RECEIVED)**

(Amount-Rs)

PARTICULARS	PLAN		TOTAL PLAN	NON PLAN MHRD (Excluding non salary)	CURRENT YEAR 31.03.2017	PREVIOUS YEAR 31.03.2016
	GOVT. OF INDIA	UGC				
		PLAN				
		SPECIFIC SCHEMES				
BALANCE BROUGHT FORWARD	(85,087,235)	-	(85,087,235)	(427,089,966)	(512,177,201)	(121,061,000)
Less: Opening Plan Non Recurring W/o	8,635,790	-	8,635,790	-	8,635,790	-
Add: Internal Receipts	33,797,997	-	33,797,997	-	33,797,997	-
Add : Receipt during the year	1,614,441,055	-	1,614,441,055	2,580,000,000	4,194,441,055	3,973,500,000
<b>TOTAL</b>	<b>1,571,787,607</b>	<b>-</b>	<b>1,571,787,607</b>	<b>2,152,910,034</b>	<b>3,724,697,641</b>	<b>3,852,439,000</b>
Less: Refund to UGC	-	-	-	-	-	-
Balance	1,571,787,607	-	1,571,787,607	2,152,910,034	3,724,697,641	3,852,439,000
Less : Utilised for Capital expenditure (A)	1,588,375,994	-	1,588,375,994	-	1,588,375,994	1,401,635,790
Balance	(16,588,387)	-	(16,588,387)	2,152,910,034	2,136,321,647	2,450,803,210
Less : Utilised for Revenue Expenditure (B)	516,063,854	-	516,063,854	2,394,501,586	2,910,565,440	2,881,869,781
Add: Closing Plan Non Recurring W/o	240,641,851	-	240,641,851	-	240,641,851	-
Balance C/F (C)	(292,010,390)	-	(292,010,390)	(241,591,552)	(533,601,942)	(431,066,571)

**CLASSIFICATION OF GRANTS / SUBSIDIES OBJECT HEAD WISE**

GRANTS AGAINST SALARY	1,488,234,660
GRANTS AGAINST PENSION	595,066,926
GRANTS AGAINST OTHERS	311,200,000
GRANTS AGAINST SCHOLARSHIP	516,063,854
	<b>2,910,565,440</b>

**GRANTS RECEIVABLE**

PENSION	227,888,203
SALARY	13,703,349
	<b>241,591,552</b>
PLAN	0 DIFF SANTIONED AND EXPENSES
PLAN	81,293,146 DIFF SANTIONED AND ACTUAL
SCHOLARSHIP	76,451,445 DIFF SANTIONED AND EXPENSES
SCHOLARSHIP	134,265,799 DIFF SANTIONED AND ACTUAL
	<b>292,010,390</b>

**INDIAN INSTITUTE OF TECHNOLOGY KANPUR**  
**MAIN ACCOUNT (INCLUDING IWD, PENSION & PETROL PUMP)**

**SCHEDULE - 9 - INCOME FROM INVESTMENTS**

(Amount-Rs)

PARTICULARS	EARMARKED/ENDOWMENT FUNDS		OTHER INVESTMENTS	
	CURRENT YEAR 31.03.2017	PREVIOUS YEAR 31.03.2016	CURRENT YEAR 31.03.2017	PREVIOUS YEAR 31.03.2016
<b>INTEREST</b>				
On Government Securities	-	-	-	-
Other Bonds/Debentures	-	-	-	-
Interest on Short Term Deposits	-	-	24,658,062	12,067,213
Income accrued but not due on Term Deposits/Interest bearing advances to employees	-	-	-	-
Interest on Savings Bank Accounts	-	-	-	-
Others (Specify)	-	-	-	-
<b>TOTAL</b>	-	-	<b>24,658,062</b>	<b>12,067,213</b>
<b>TRANSFERRED TO EARMARKED/ENDOWMENT FUNDS</b>	-	-		
<b>BALANCE</b>	-	-		

**INDIAN INSTITUTE OF TECHNOLOGY KANPUR**  
**MAIN ACCOUNT (INCLUDING IWD, PENSION & PETROL PUMP)**

**SCHEDULE - 10 - INTEREST EARNED**

(Amount-Rs)

PARTICULARS	CURRENT YEAR 31.03.2017	PREVIOUS YEAR 31.03.2016
On Savings Accounts with scheduled banks	5,994,490	850,406
<b>ON LOANS</b>		
Employees/Staff	1,376,200	1,408,608
On Debtors and Other Receivables - Mobilization Advance	1,316,675	6,757,904
<b>TOTAL</b>	<b>8,687,365</b>	<b>9,016,918</b>

**INDIAN INSTITUTE OF TECHNOLOGY KANPUR**  
**MAIN ACCOUNT (INCLUDING IWD, PENSION & PETROL PUMP)**

**SCHEDULE - 11 - OTHER INCOME**

(Amount-Rs)

PARTICULARS	CURRENT YEAR 31.03.2017	PREVIOUS YEAR 31.03.2016
<b>INCOME FROM LAND &amp; BUILDINGS</b>		
Hostel Room Rent	96,975	159,570
License fee	4,403,117	3,080,349
Electricity Charges Recovered	65,721,803	45,963,572
Telephone Charges Recovered	1,286,111	1,649,275
House Rent & Water charges recovered	12,965,168	11,612,365
<b>TOTAL</b>	<b>84,473,174</b>	<b>62,465,131</b>
<b>SALE OF INSTITUTE'S PUBLICATIONS</b>		
<b>TOTAL</b>	-	-
<b>OTHERS</b>		
RTI fee	3,520	3,614
Misc. receipts (Sale of tender form, waste paper, etc.)	455,909	416,950
<b>PROFIT ON SALE/DISPOSAL OF ASSETS</b>		
a) Owned assets	1,036,479	6,138,556
Sale of Petrol & Oil	36,983,823	34,772,370
Retirement Benefit Receivable from GOI	134,333,583	378,514,879
Other Miscellaneous Income	22,977,607	7,778,044
<b>TOTAL</b>	<b>195,790,921</b>	<b>427,624,413</b>
<b>GRAND TOTAL</b>	<b>280,264,095</b>	<b>490,089,544</b>

**INDIAN INSTITUTE OF TECHNOLOGY KANPUR**  
**MAIN ACCOUNT (INCLUDING IWD, PENSION & PETROL PUMP)**

**SCHEDULE - 12 - PRIOR PERIOD INCOME**

(Amount-Rs)

PARTICULARS	CURRENT YEAR 31.03.2017	PREVIOUS YEAR 31.03.2016
Other Income	-	23,243,961
Excess Provision Written Back	-	36,677,455
TOTAL	-	59,921,416

**INDIAN INSTITUTE OF TECHNOLOGY KANPUR**  
**MAIN ACCOUNT (INCLUDING JWD, PENSION & PETROL PUMP)**

**SCHEDULE - 13 - STAFF PAYMENTS & BENEFITS (ESTABLISHMENT EXPENSES)**

(Amount-Rs)

PARTICULARS	CURRENT YEAR - 31.03.2017			PREVIOUS YEAR - 31.03.2016		
	PLAN	NON PLAN	TOTAL	PLAN	NON PLAN	TOTAL
Salaries and Wages	-	1,195,105,025	1,195,105,025	-	1,123,708,917	1,123,708,917
Allowances and Bonus	-	70,154,980	70,154,980	-	83,383,627	83,383,627
Contribution to Provident Fund	-	-	-	-	685,898	685,898
Retirement and Terminal Benefits	-	842,821,330	842,821,330	-	1,112,090,404	1,112,090,404
LTC facility	-	19,356,416	19,356,416	-	12,237,827	12,237,827
Medical Facility	-	42,954,546	42,954,546	-	28,397,182	28,397,182
Children Education Allowance	-	8,130,542	8,130,542	-	7,617,191	7,617,191
Honorarium & Fellowships	-	40,750,027	40,750,027	-	41,667,925	41,667,925
TA for National & International Conferences	-	21,113,965	21,113,965	-	20,153,912	20,153,912
<b>TOTAL</b>	-	<b>2,240,386,831</b>	<b>2,240,386,831</b>	-	<b>2,429,942,883</b>	<b>2,429,942,883</b>



**INDIAN INSTITUTE OF TECHNOLOGY KANPUR**  
**MAIN ACCOUNT (INCLUDING IWD, PENSION & PETROL PUMP)**

**SCHEDULE - 13 A - EMPLOYEES RETIREMENT AND TERMINAL BENEFITS**

(Amount-Rs)

PARTICULARS	PENSION	GRATUITY	LEAVE ENCASHMENT	TOTAL
Opening Balance as on 01.04.2016	9,004,958,369	256,669,717	514,995,492	9,776,623,578
Addition : Capitalized value of Contributions Received from other Organizations	11,189,175	-	1,893,043	13,082,218
<b>TOTAL (A)</b>	<b>9,016,147,544</b>	<b>256,669,717</b>	<b>516,888,535</b>	<b>9,789,705,796</b>
Less : Actual Expenditure during the year (b)	606,256,101	26,234,921	42,363,827	674,854,849
<b>BALANCE AVAILABLE ON 31.03.2016 (A-B)</b>	<b>8,409,891,443</b>	<b>230,434,796</b>	<b>474,524,708</b>	<b>9,114,850,947</b>
Provision required on 31.03.17 as per Actuarial Valuation (d)	9,058,858,649	308,187,284	543,911,228	9,910,957,161
A. Provision to be made in the Current Year (d-c)	<b>648,967,206</b>	<b>77,752,488</b>	<b>69,386,520</b>	<b>796,106,214</b>
B. Contribution to New Pension Scheme	46,715,116	-	-	46,715,116
C. Medical Reimbursement to Retired Employees	-	-	-	-
D. Travel to Hometown on Retirement	-	-	-	-
E. Deposit Linked Insurance Payment	-	-	-	-
<b>TOTAL (A+B+C+D+E)</b>	<b>695,682,322</b>	<b>77,752,488</b>	<b>69,386,520</b>	<b>842,821,330</b>

**INDIAN INSTITUTE OF TECHNOLOGY KANPUR**  
**MAIN ACCOUNT (INCLUDING IWD, PENSION & PETROL PUMP)**

**SCHEDULE - 14 - ACADEMIC EXPENSES**

(Amount-Rs)

PARTICULARS	CURRENT YEAR - 31.03.2017			PREVIOUS YEAR - 31.03.2016		
	PLAN	NON PLAN	TOTAL	PLAN	NON PLAN	TOTAL
Laboratory expenses	-	80,745,484	80,745,484	-	47,112,881	47,112,881
Field work/Participation in Conferences	-	24,526,027	24,526,027	-	23,244,110	23,244,110
Expenses on Seminars/Workships	-	3,677,740	3,677,740	-	1,578,463	1,578,463
Payment to visiting faculty (Thesis)	-	13,166,382	13,166,382	-	11,830,951	11,830,951
Examination	-	-	-	-	-	-
Student Welfare expenses	-	3,362,409	3,362,409	-	3,157,255	3,157,255
Admission expenses	-	-	-	-	321,986	321,986
Convocation expenses	-	2,587,465	2,587,465	-	2,604,624	2,604,624
Publications	-	-	-	-	-	-
Stipend/means-cum-merit scholarship	-	516,063,854	516,063,854	-	578,151,445	578,151,445
Subscription Expenses	-	-	-	-	-	-
Compulsory Physical Activity (CPA)	-	3,358,382	3,358,382	-	2,762,079	2,762,079
	-	-	-	-	-	-
<b>TOTAL</b>	-	<b>647,487,743</b>	<b>647,487,743</b>	-	<b>670,763,794</b>	<b>670,763,794</b>

**INDIAN INSTITUTE OF TECHNOLOGY KANPUR**  
**MAIN ACCOUNT (INCLUDING IWD, PENSION & PETROL PUMP)**

**SCHEDULE - 15 - ADMINISTRATIVE AND GENERAL EXPENSES**

(Amount-Rs)

PARTICULARS	CURRENT YEAR - 31.03.2017			PREVIOUS YEAR - 31.03.2016		
	PLAN	NON PLAN	TOTAL	PLAN	NON PLAN	TOTAL
<b>INFRASTRUCTURE</b>						
Electricity and power	-	400,888,017	400,888,017	-	385,603,827	385,603,827
Water charges	-	-	-	-	-	-
Insurance	-	511,396	511,396	-	394,065	394,065
Rent, Rates and Taxes (including property tax)	-	14,027,846	14,027,846	-	-	-
<b>COMMUNICATION</b>						
Postage and Stationery	-	341,004	341,004	-	438,801	438,801
Telephone, Fax and Internet Charges	-	1,692,152	1,692,152	-	1,099,649	1,099,649
<b>OTHERS</b>						
Printing and Stationery (consumption)	-	1,101,127	1,101,127	-	1,105,904	1,105,904
Travelling and Conveyance Expenses	-	176,084	176,084	-	159,250	159,250
Hospitality	-	-	-	-	-	-
Auditors Remuneration	-	2,762,900	2,762,900	-	3,796,180	3,796,180
Legal & Professional Charges	-	476,438	476,438	-	555,093	555,093
Advertisement and Publicity	-	1,765,532	1,765,532	-	2,112,710	2,112,710
Magazines & Journals	-	-	-	-	-	-
Miscellaneous Expenses	-	715,711	715,711	-	650,339	650,339
Meeting Expenses	-	1,468,841	1,468,841	-	1,463,824	1,463,824
<b>TOTAL</b>	-	<b>425,927,048</b>	<b>425,927,048</b>	-	<b>397,379,642</b>	<b>397,379,642</b>

**INDIAN INSTITUTE OF TECHNOLOGY KANPUR**  
**MAIN ACCOUNT (INCLUDING IWD, PENSION & PETROL PUMP)**

**SCHEDULE - 16 - TRANSPORTATION EXPENSES**

(Amount-Rs)

PARTICULATRS	CURRENT YEAR - 31.03.2017			PREVIOUS YEAR - 31.03.2016		
	PLAN	NON PLAN	TOTAL	PLAN	NON PLAN	TOTAL
<b>VEHICLES (OWNED BY INSTITUTION)</b>						
Running / Maintenance Expenses	-	5,978,226	5,978,226	-	5,797,513	5,797,513
<b>VEHICLES TAKEN ON RENT/LEASE</b>						
VEHICLE (TAXI) HIRING EXPENSES	-	-	-	-	-	-
<b>TOTAL</b>	-	<b>5,978,226</b>	<b>5,978,226</b>	-	<b>5,797,513</b>	<b>5,797,513</b>

**INDIAN INSTITUTE OF TECHNOLOGY KANPUR**  
**MAIN ACCOUNT (INCLUDING IWD, PENSION & PETROL PUMP)**

**SCHEDULE - 17 - REPAIRS & MAINTENANCE**

(Amount-Rs)

PARTICULATRS	CURRENT YEAR - 31.03.2017			PREVIOUS YEAR - 31.03.2016		
	PLAN	NON PLAN	TOTAL	PLAN	NON PLAN	TOTAL
Building	-	74,126,879	74,126,879	-	71,307,974	71,307,974
Plant & Machinery	-	34,589,571	34,589,571	-	28,260,848	28,260,848
Computers	-	43,391,241	43,391,241	-	33,698,891	33,698,891
Laboratory & Scientific equipment	-	44,866,609	44,866,609	-	40,011,930	40,011,930
Others Maintenance	-	176,278	176,278	-	-	-
Estate Maintenance	-	45,982,403	45,982,403	-	41,285,868	41,285,868
Website Maintenance	-	-	-	-	2,893,431	2,893,431
<b>TOTAL</b>	-	<b>243,132,981</b>	<b>243,132,981</b>	-	<b>217,458,942</b>	<b>217,458,942</b>

**INDIAN INSTITUTE OF TECHNOLOGY KANPUR**  
**MAIN ACCOUNT (INCLUDING IWD, PENSION & PETROL PUMP)**

**SCHEDULE - 18 - FINANCE COSTS**

(Amount-Rs)

PARTICULATRS	CURRENT YEAR - 31.03.2017			PREVIOUS YEAR - 31.03.2016		
	PLAN	NON PLAN	TOTAL	PLAN	NON PLAN	TOTAL
Bank Charges	-	36,728	36,728	-	62,489	62,489
Interest to Bank on Loan Against FDR's	-	34,480,761	34,480,761	-	24,705,725	24,705,725
<b>TOTAL</b>	-	<b>34,517,489</b>	<b>34,517,489</b>	-	<b>24,768,214</b>	<b>24,768,214</b>

**INDIAN INSTITUTE OF TECHNOLOGY KANPUR**  
**MAIN ACCOUNT (INCLUDING IWD, PENSION & PETROL PUMP)**

**SCHEDULE - 19 - OTHER EXPENSES**

(Amount-Rs)

PARTICULATRS	CURRENT YEAR - 31.03.2017			PREVIOUS YEAR - 31.03.2016		
	PLAN	NON PLAN	TOTAL	PLAN	NON PLAN	TOTAL
Cost of Petrol & Oil Sold	-	36,264,253	36,264,253	-	34,255,218	34,255,218
Penalty on Late Payment of Income Tax	-	-	-	-	923,770	923,770
Subsidy to Opp. School	-	195,500	195,500	-	200,000	200,000
Campus School Expenses	-	-	-	-	-	-
Lease Rent to IET NOIDA Amortized	-	285,760	285,760	-	285,760	285,760
<b>TOTAL</b>	-	<b>36,745,513</b>	<b>36,745,513</b>	-	<b>35,664,748</b>	<b>35,664,748</b>

**INDIAN INSTITUTE OF TECHNOLOGY KANPUR**  
**MAIN ACCOUNT (INCLUDING IWD, PENSION & PETROL PUMP)**

**SCHEDULE - 20 - PRIOR PERIOD EXPENSES**

(Amount-Rs)

PARTICULATRS	CURRENT YEAR - 31.03.2017			PREVIOUS YEAR - 31.03.2016		
	PLAN	NON PLAN	TOTAL	PLAN	NON PLAN	TOTAL
Establishment expenses	-	2,843,581	2,843,581	-	588,264	588,264
Administrative expenses	-	-	-	-	71	71
Repairs & Maintenance	-	-	-	-	616,035	616,035
<b>TOTAL</b>	-	<b>2,843,581</b>	<b>2,843,581</b>	-	<b>1,204,370</b>	<b>1,204,370</b>



**INDIAN INSTITUTE OF TECHNOLOGY KANPUR**

**INSTITUTE WORKS DEPARTMENT**

**FINANCIAL STATEMENTS  
FOR  
THE FINANCIAL YEAR ENDED  
31<sup>ST</sup> MARCH '2017**

**INDIAN INSTITUTE OF TECHNOLOGY KANPUR**

**IWD ACCOUNT**

**BALANCE SHEET AS AT 31st MARCH 2017**

(Amount-Rs)

CORPUS/CAPITAL FUND & LIABILITIES	CURRENT YEAR 31.03.2017	PREVIOUS YEAR 31.03.2016	ASSETS	CURRENT YEAR 31.03.2017	PREVIOUS YEAR 31.03.2016
<b>RESERVES &amp; SURPLUS</b>			<b>FIXED ASSETS</b>		
Opening Balance as at 01.04.2016	(217,492,704)	(217,492,704)	Building		
Less : Prior Period Adjustment	18,612,044		Opening Balance	758,238,356	758,238,356
Add : C/F from Income & Expenditure	(257,877,257)	(493,982,005)	Less: Previous Year Depreciation	15,164,767	
				743,073,589	
<b>CAPITAL FUND</b>			Addition During the Year	624,974,474	
Received for Rajeev Motwani Building	99,363,491	99,363,491	Less: Depreciation During the Year	26,281,044	1,341,767,019
Received for Student Lounge	3,000,000	3,000,000	Central AC		
Received for Lecture Hall Complex	12,800,000	-	Opening Balance	18,914,967	18,914,967
<b>CURRENT LIABILITIES</b>			Less: Previous Year Depreciation	1,796,922	
Liability Against Work Done	79,019,071	107,353,819		17,118,045	
Liability Against Expenses	9,852,214	24,397,828	Addition During the Year	9,423,501	
Amount Withheld	1,805,014	1,364,266	Less: Depreciation During the Year	2,557,547	23,983,999
Security Deposit Payable	33,450,985	24,888,091	Capital Work in Progress		1,395,148,956
VAT Payable	-	11,350			947,448,643
<b>INTERNAL TRANSFERS</b>			<b>CURRENT ASSETS</b>		
Endowment	54,000,000	54,000,000	Stock	4,149,855	4,006,367
GATE	50,000,000	50,000,000	Balance With SBI - Plan	35,899,745	117,167,684
Institute	3,160,370,670	1,939,170,670	Balance With SBI - Non Plan	3,818,392	758,232
			Balance With SBI - Service Tax A/c	1,375	10,000
			<b>LOANS &amp; ADVANCES</b>		
			Secured Advance Civil	30,570,252	48,365,020
			Secured Advance Electrical	84,454,453	84,292,147
			Mobilization Advance Civil	4,827,446	21,797,446
			Receivable from NBCC	5,457,949	5,457,949
			Receivable for Rajiv Motwani Building	79,600,000	79,600,000
<b>TOTAL</b>	<b>3,009,679,440</b>	<b>2,086,056,811</b>	<b>TOTAL</b>	<b>3,009,679,440</b>	<b>2,086,056,811</b>

# INDIAN INSTITUTE OF TECHNOLOGY KANPUR

## IWD ACCOUNT

INCOME AND EXPENDITURE ACCOUNT FOR THE YEAR ENDED 31st MARCH 2017

(Amount-Rs)

<b>INCOME</b>	<b>CURRENT YEAR 31.03.2017</b>	<b>PREVIOUS YEAR 31.03.2016</b>
Interest on Mobilization Advance	1,316,675	6,757,904
Interest on Saving Bank	1,038,524	850,406
Interest on FDRs	1,178,755	789,553
Water & Electricity Charges	2,710,844	2,436,856
Penalty/Miscellaneous Income	116,232	2,902,457
Sale of Tenders	455,909	416,950
<b>TOTAL (A)</b>	<b>6,816,939</b>	<b>14,154,126</b>
<b>EXPENDITURE</b>		
<b>ESTABLISHMENT / ADMINISTRATIVE EXPENSES</b>		
Salary & Wages-Horticulture	9,502,274	26,493,901
Salary & Wages-Sanitation	71,639,872	64,291,554
Repairs & Maintenance Civil	74,126,879	71,307,974
Repairs & Maintenance Electrical	45,982,403	41,285,868
Repairs & Maintenance Air Conditioning	34,589,571	28,260,848
Bank Charges	14,606	6,685
Depreciation	28,838,591	-
<b>TOTAL (B)</b>	<b>264,694,196</b>	<b>231,646,830</b>
<b>BALANCE BEING EXCESS OF INCOME OVER EXPENDITURE (A-B)</b>	<b>(257,877,257)</b>	<b>(217,492,704)</b>
Fund Transfer to Institute		-
<b>BALANCE BEING SURPLUS/ (DEFICIT) CARRIED TO RESERVE AND SURPLUS</b>	<b>(257,877,257)</b>	<b>(217,492,704)</b>

# INDIAN INSTITUTE OF TECHNOLOGY KANPUR

## IWD ACCOUNT

RECEIPTS AND PAYMENTS FOR THE YEAR ENDED 31st MARCH 2017

(Amount-Rs)

RECEIPTS	CURRENT YEAR 31.03.2017	PREVIOUS YEAR 31.03.2016	PAYMENTS	CURRENT YEAR 31.03.2017	PREVIOUS YEAR 31.03.2016
<b>Opening Balances</b>			<b>Bank Charges</b>	14,606	6,685
Balances with SBI - 35061669618	10,000	13,599,173			
SBI Non Plan - 30632766814	758,232	-			
SBI Plan - 34848714419	117,167,684	-			
<b>Refundable Receipts</b>			<b>Refundable Payments</b>		
Security Deposit	15,171,249	11,227,317	Security Deposit	6,608,355	6,365,987
Income Tax	23,767,504	24,327,020	Income Tax	23,767,504	24,327,020
CESS	9,269,973	9,175,725	CESS	9,269,973	9,175,725
VAT	44,282,160	44,368,706	VAT	44,293,510	44,394,311
Service Tax	7,323,768	23,701,289	Service Tax	7,321,024	23,701,289
Amount Withheld	440,748	-			
<b>Other Income</b>			<b>Non Plan Expenditure</b>		
Penalty/Misc. Income	116,232	2,901,557	Salary & Wages-Horticulture	17,223,086	26,368,392
Water & Electricity Charges	2,710,844	2,436,856	Salary & Wages-Sanitation	71,639,872	56,136,392
Sale of Tenders	460,384	418,000	Repairs & Maintenance Civil	75,945,838	65,808,275
Interest on Mobilization Advance	1,316,675	6,757,904	Repairs & Maintenance Electrical	52,518,591	33,750,676
Interest on SB	1,038,524	850,406	Repairs & Maintenance Air Conditioning	33,328,452	25,384,536
Interest on FDRs	1,178,755	789,553	Investment Made	420,000,000	470,000,000
<b>Refunds</b>			<b>Plan Expenditure</b>		
M&R Civil	76,793	160,293	DACRU	2,054,998	5,397,018
M&R Electrical	189,689	45,661	Existing AC Plant	8,372,602	10,240,263
Mobilization Advance	-	978,800	Hall of Residence - XI - A	-	2,176,628
<b>Internal Transfers</b>			Hall of Residence - Girls - Phase - II	204,302,793	85,929,575
Transfer from Account - I	1,221,200,000	1,306,700,000	Hall of Residence - XII - B	141,334,610	142,497,210
Transfer from GATE	-	50,000,000	Hall of Residence - XII - A	88,142,653	108,214,356
Transfer from Endowment	20,997,997	20,000,000	Hall of Residence - VIII	188,495	20,606,142
Transfer from DCF	-	34,000,000	Hall X Phase - II	-	480,341
Received for Lecture Hall Complex	12,800,000	-	International Students Faculty	10,834,394	21,553,104
Investments Encashed	420,000,000	470,000,000	Lecture Hall - II	24,248,882	50,651,357
Capital Fund Received	-	22,763,491	Microscope Facility	262,311	831,995
Refund of Advance from NBCC	-	150,000,000	Flaxible Electronic Building	50,708,489	35,656,396
Retention Money	-	1,364,266	Multi Storied Flats IV	78,903,312	80,266,997
			Multi Storied Flats II	66,967,782	56,231,245

**INDIAN INSTITUTE OF TECHNOLOGY KANPUR**  
**IWD ACCOUNT**

**RECEIPTS AND PAYMENTS FOR THE YEAR ENDED 31st MARCH 2017**

(Amount-Rs)

RECEIPTS	CURRENT YEAR 31.03.2017	PREVIOUS YEAR 31.03.2016	PAYMENTS	CURRENT YEAR 31.03.2017	PREVIOUS YEAR 31.03.2016
			Student Housing Facility	22,570,506	-
			NOIDA IET	-	124,154,857
			Aero Space Engineering	-	5,075,460
			Animal House	18,193,873	17,396,303
			Plan Civil	96,186,336	90,462,004
			Plan Electric	31,770,463	72,751,220
			RA Hostel	6,298,848	21,622,237
			Shopping Complex	3,378,207	8,101,821
			Retrofitting of 4 No. 11 KVA Substation	6,595,125	3,341,119
			11KV/433V Substation Near Faculty Apart	10,500,126	-
			Augmentation of New Facility Ph I	9,746,440	-
			Augmentation of New Facility Ph II	29,316,221	-
			IISM	6,609,448	-
			National Aerosal	35,650,370	11,353,175
			High Computing Facility	-	1,180,696
			Sewage Teartment Plant	4,700,200	1,198,033
			Road New Railway Crossing	12,377,208	6,729,216
			Basic Infrastructure Development	-	1,535,452
			Boundry Wall	55,906	98,978
			Payment Against P.Y. Liability	107,353,819	122,424,230
			Transferred to Account - I	20,997,997	185,000,000
			Cheque Cancelled - Security	-	52,335
			Cheque Cancelled - Application Fee	4,475	1,050
			<b>Closing Balance</b>		
			Balances with SBI - 35061669618	1,375	10,000
			SBI Non Plan - 30632766814	3,818,392	758,232
			SBI Plan - 34848714419	35,899,745	117,167,684
	<b>1,900,277,211</b>	<b>2,196,566,017</b>		<b>1,900,277,211</b>	<b>2,196,566,017</b>

**INDIAN INSTITUTE OF TECHNOLOGY KANPUR**  
**IWD ACCOUNT**  
**STATEMENT OF CASH FLOWS FOR THE YEAR ENDED 31st MARCH 2017**

<u>CASH FLOWS FROM OPERATING ACTIVITIES</u>	Amount (Rs.)	Amount (Rs.)
Water & Electricity Charges	2,710,844	
Sale of Tenders	460,384	
Interest on Mobilization Advance	1,316,675	
Interest on Saving Bank A/c	1,038,524	
Interest on FDRs	1,178,755	
Penalty / Misc Incomes	116,232	
Security Deposits	15,171,249	
Income Tax	23,767,504	
Cess	9,269,973	
VAT	44,282,160	
Service Tax	7,323,768	
Amount With held	440,748	107,076,816
Less: Salary & Wages (Hotriculture & Sanitation)	88,862,958	
M&R Civil	75,869,045	
M&R Electrical	52,328,902	
Refrigeration	33,328,452	
Security Deposit	6,608,355	
Payment of Prev Year Liabilities	107,353,819	
Application Fees (Cheque Cancelled)	4,475	
Bank Charges	14,605	
Income Tax	23,767,504	
CESS	9,269,973	
VAT	44,293,510	
Service Tax	7,321,024	449,022,622.00
<b>Net Cash Flows from Operating Activities</b>		<b>(341,945,806)</b>
<u>CASH FLOWS FROM INVESTING ACTIVITIES</u>		
Cash Receipts		
Investments Encashed	420,000,000	
Transfer from Institute (Account-I)	1,221,200,000	
Transfer from Endowment Fund	20,997,997	
Grant Received Against Lecture Hall	12,800,000	1,674,997,997
Less: Cash Payments		
Investment made	420,000,000	
Capital Expenditure (Construction)	970,270,598	1,390,270,598
<b>Net Cash Flows from Investing Activities</b>		<b>284,727,399</b>
<u>CASH FLOWS FROM FINANCING ACTIVITIES</u>		
Cash Receipts	0	
Less: Cash Payments	0	
<b>Net Cash Flows from Financing Activities</b>		<b>0</b>
<b>NET DECREASE IN CASH</b>	<b>(57,218,407)</b>	
Closing Cash Balance as on 31.03.2017	60,717,509	
Less: Opening Cash Balance as on 01.04.2016	117,935,916	
<b>NET DECREASE IN CASH</b>		<b>(57,218,407)</b>

DACRU	2,054,998
Existing AC Plant	8,372,602
Hall of Residence - Girls - Phase - II	204,302,793
Hall of Residence - XII - B	141,334,610
Hall of Residence - XII - A	88,142,653
Hall of Residence - VIII	188,495
International Students Faculty	10,834,394
Lecture Hall - II	24,248,882
Microscope Facility	262,311
Flexible Electronic Building	50,708,489
Multi Storied Flats IV	78,903,312
Multi Storied Flats II	66,967,782
Student Housing Facility	22,570,506
Animal House	18,193,873
Plan Civil	96,186,336
Plan Electric	31,770,463
RA Hostel	6,298,848
Shopping Complex	3,378,207
Retrofitting of 4 No. 11 KVA Substation	6,595,125
11KV/433V Substation Near Faculty Apart	10,500,126
Augmentation of New Facility Ph I	9,746,440
Augmentation of New Facility Ph II	29,316,221
IISM	6,609,448
National Aerosol	35,650,370
Swage Treatment Plant	4,700,200
Road New Railway Crossing	12,377,208
Boundary Wall	55,906
<b>Total</b>	<b>970,270,598</b>

**INDIAN INSTITUTE OF TECHNOLOGY KANPUR**

**IWD ACCOUNT**

**DETAILS OF OPENING AND CLOSING CWIP AS ON 31st MARCH 2017**

PROJECTS	OPENING BALANCE WIP	PAYMENT DURING THE YEAR	PREVIOUS LIABILITY	TOTAL PAYMENT	GRANT RECEIVED	CURRENT LIABILITY	TOTAL PAYMENT+ LIABILITY	COMPLETED		CLOSING BALANCE WIP
								DATE	AMOUNT	
Boundary Wall		55,906		55,906			55,906		55,906	
Aerospace Engineering Department (NBCC)	5,075,460			5,075,460			5,075,460			5,075,460
Lecture Hall Complex -II		36,132,144	11,883,262	24,248,882			24,248,882	15.07.2016	24,248,882	
Flexible Electronic Building	49,140,107	64,192,200	13,483,711	99,848,596		4,008,944	103,857,540			103,857,540
Multistoried Flats - IV	158,869,679	83,465,628	4,562,316	237,772,991			237,772,991			237,772,991
Multistoried Flats - II	63,527,032	74,263,569	7,295,787	130,494,814		22,423,136	152,917,950			152,917,950
Existing AC		11,650,288	3,277,686	8,372,602		1,050,899	9,423,501		9,423,501	
Plan - Electric		40,873,655	9,103,192	31,770,463		5,285,317	37,055,780		37,055,780	
Plan-Civil		109,045,341	12,859,005	96,186,336		4,441,216	100,627,552		100,627,552	
Animal House	46,729,652	25,810,464	7,616,591	64,923,525			64,923,525			64,923,525
RA Hostel		6,859,241	560,393	6,298,848			6,298,848	15.07.2014	6,298,848	
Faculty Club	840,111			840,111			840,111			840,111
Hall - VIII		188,495		188,495			188,495	17.08.2015	188,495	
Hall of Residence Girls - Ph-II	117,325,995	205,923,281	1,620,488	321,628,788		5,129,198	326,757,926			326,757,926
Students Housing Facility		22,570,506		22,570,506		2,741,400	25,311,906			25,311,906
Research Complex (NBCC)	5,063,279			5,063,279			5,063,279			5,063,279
Engineering Core Lab	25,162,267	3,919,418	3,919,418	25,162,267			25,162,267			25,162,267
International Students Facility	31,427,825	10,834,394		42,262,219			42,262,219			42,262,219
Hall XII - A	256,012,752	101,626,234	13,483,581	344,155,405			344,155,405			344,155,405
Hall XII - B	260,224,918	141,334,610		401,559,528		2,977,431	404,536,959	30.10.2016	404,536,959	
Microscopic Facilities		262,311		262,311			262,311	28.08.2014	262,311	
Shopping Complex		8,075,774	4,697,567	3,378,207			3,378,207	31.12.2015	3,378,207	
Road from New Railways Crossing	6,729,216	12,377,208		19,106,424			19,106,424	30.05.2016	19,106,424	
DACRU		2,054,998		2,054,998			2,054,998		2,054,998	
IISM		6,609,448		6,609,448		2,773,594	9,383,042			9,383,042
Sewerage Treatment Plant		4,700,200		4,700,200			4,700,200			4,700,200
National Aerosal Facility	11,353,175	35,650,370		47,003,545		11,963,938	58,967,483			58,967,483
11KV/433V New Substation Near Faculty Apartment		10,500,126		10,500,126			10,500,126	30.06.2016	10,500,126	
Retrofitting of 4 No. 11 KB Substation	8,450,612	11,704,618	5,109,493	15,045,737			15,045,737	30.06.2016	15,045,737	
Augmentition Of New Facility Ph-1	86,855	11,823,496	2,077,056	9,833,295			9,833,295			9,833,295
Augmentition Of New Facility Ph-2	52,619,717	33,506,245	4,190,024	81,935,938		16,224,058	98,159,996			98,159,996
Networking & Telephone	1,614,249	1,614,249	1,614,249	1,614,249			1,614,249		1,614,249	
<b>TOTAL</b>	<b>1,100,252,901</b>	<b>1,077,624,417</b>	<b>107,353,819</b>	<b>2,070,523,499</b>	<b>-</b>	<b>79,019,071</b>	<b>2,149,542,570</b>		<b>634,397,975</b>	<b>1,515,144,595</b>

Add: Opening Stock 5,656,722  
 Less: Secured Advance Civil Division I 26,387,251  
 Less: Secured Advance Civil Division II 21,977,769  
 Less: Secured Advance Electrical 84,292,147  
 Less: Secured Advance Electrical A.C. -  
 Less: Mobilization Advance Civil Division I 3,500,000  
 Less: Mobilization Advance Civil Division II 18,297,446  
 Less: Closing Stock 4,006,367

Capital Work In Progress 947,448,643

Add: Opening Stock 4,006,367  
 Less: Secured Advance Civil Div.I 17,018,843  
 Less: Secured Advance Civil Div.II 13,551,409  
 Less: Secured Advance Electrical 76,208,567  
 Less: Secured Advance Electrical A.C. 8,245,886  
 Less: Mobilization Advance Civil Div.I -  
 Less: Mobilization Advance Civil Div.II 4,827,446  
 Less: Closing Stock 4,149,855

Capital Work In Progress 1,395,148,956

Tally 1,395,148,956  
 Diff -



**INDIAN INSTITUTE OF TECHNOLOGY KANPUR**

**PENSION**

**FINANCIAL STATEMENTS  
FOR  
THE FINANCIAL YEAR ENDED  
31<sup>ST</sup> MARCH '2017**

**INDIAN INSTITUTE OF TECHNOLOGY, KANPUR**  
**PENSION ACCOUNT**

**BALANCE SHEET AS AT 31st MARCH 2017**

(Amount-Rs)

LIABILITIES	CURRENT YEAR 31.03.2017	PREVIOUS YEAR 31.03.2016	ASSETS	CURRENT YEAR 31.03.2017	PREVIOUS YEAR 31.03.2016
<b>TRANSFERS</b>			<b>RESERVES &amp; SURPLUS</b>		
From Institute	680,964,762	597,020,455	As per P.Y. Balance Sheet	599,667,998	
From Endowment	40,000,000	40,000,000	Add : Current Year	(33,343,842)	599,667,998
			Grant Receivable (MHRD)	144,000,000	-
Liability for Retirement Benefits	41,570,502	11,282,502	TDS on Interest on Investment	140,918	-
			<b>CLOSING BALANCE</b>		
			State Bank of India	52,070,190	48,634,959
<b>TOTAL</b>	<b>762,535,264</b>	<b>648,302,957</b>	<b>TOTAL</b>	<b>762,535,264</b>	<b>648,302,957</b>

**INDIAN INSTITUTE OF TECHNOLOGY KANPUR**  
**PENSION ACCOUNT**

**INCOME AND EXPENDITURE ACCOUNT FOR THE PERIOD ENDED 31st MARCH 2017**

(Amount-Rs)

INCOME	CURRENT YEAR 31.03.2017	PREVIOUS YEAR 31.03.2016
Interest on Investments	-	1,122,665
MHRD Grants	639,600,000	-
<b>TOTAL (A)</b>	<b>639,600,000</b>	<b>1,122,665</b>
EXPENDITURE		
Commuted Value of Pension	22,537,978	28,328,058
Pension	544,534,491	505,844,694
Employers Contribution to NPS	39,183,632	-
Gratuity	-	35,827,806
Leave Encashment	-	30,790,100
Bank Charges	58	5
<b>TOTAL (B)</b>	<b>606,256,159</b>	<b>600,790,663</b>
<b>BALANCE BEING EXCESS OF INCOME OVER EXPENDITURE (A-B)</b>	<b>33,343,842</b>	<b>(599,667,998)</b>
Transfer to Capital Fund		
Transfer to / from General Reserve		
<b>BALANCE BEING SURPLUS/ (DEFICIT) CARRIED TO PROJECT BALANCE (CREDIT/DEBIT)</b>	<b>33,343,842</b>	<b>(599,667,998)</b>

# INDIAN INSTITUTE OF TECHNOLOGY KANPUR

## PENSION ACCOUNT

RECEIPTS AND PAYMENTS FOR THE PERIOD ENDED 31st MARCH 2017

(Amount-Rs)

RECEIPTS	CURRENT YEAR 31.03.2017	PREVIOUS YEAR 31.03.2016	PAYMENTS	CURRENT YEAR 31.03.2017	PREVIOUS YEAR 31.03.2016
<b>OPENING BALANCE</b>			<b>EXPENDITURES</b>		
Balance With SBI	48,634,959	20,455	Commuted Value of Pension Paid	22,242,405	25,721,650
<b>OTHER INCOME</b>			Pension Paid	485,207,675	506,060,757
Interest on Investments	4,432,616	1,122,665	Gratuity Paid	-	31,869,450
Interest on Saving A/c	1,328,702	-	Leave Encashment Paid	-	27,352,901
Misc Receipt	3,454	-	Bank Charges	58	5
<b>REFUNDABLE RECEIPTS</b>			Employers Contribution to NPS	39,183,632	-
Honorarium	-	1,629,254	<b>REFUNDABLE PAYMENT</b>		
GIS Claims	-	115,389	Honorarium	-	1,629,254
Income Tax	-	34,343,026	GIS Claims	-	115,389
PRMS	-	73,550	Income Tax	18,718,360	34,343,026
HRWC	-	1,035,249	PRMS	-	73,550
<b>REFUNDS</b>			HRWC	-	1,035,249
Recovery from Pensioners	483,513	216,063	LIABILITY FOR RETIREMENT BENEFIT	2,606,408	-
Leave Encashment	-	317,990			
Gratuity	-	962,549	<b>INVESTMENTS MADE</b>	670,000,000	95,000,000
Pension	182,960	-	<b>FUND TRANSFER</b>		
<b>INVESTMENT ENCASHED</b>	670,000,000	95,000,000	Transfer to Institute	50,037,477	20,000,000
<b>FUND TRANSFER</b>			<b>BANK BALANCE</b>		
Transfer from Institute	119,400,000	617,000,000	State Bank of India	52,070,190	48,634,959
Transfer from MHRD Grant	495,600,000	-			
Transfer from Endowment	-	40,000,000			
<b>TOTAL</b>	<b>1,340,066,204</b>	<b>791,836,190</b>	<b>TOTAL</b>	<b>1,340,066,204</b>	<b>791,836,190</b>

**INDIAN INSTITUTE OF TECHNOLOGY KANPUR**  
**PENSION ACCOUNT**  
**STATEMENT OF CASH FLOWS FOR THE YEAR ENDED 31st MARCH 2017**

<b><u>CASH FLOWS FROM OPERATING ACTIVITIES</u></b>	Amount (Rs.)	Amount (Rs.)
Transfer from Main Account	119,400,000	
Transfer from MHRD	495,600,000	
Add: Interest on Investments	4,432,616	
Interest on Saving Bank A/c	1,328,702	
Recovery from Pensioner	666,473	
Less: Misc Receipts	3,454	621,431,245
Commutated Pension Paid	22,242,405	
Pension Paid	485,207,675	
Employers' Contribution to NPS	39,183,632	
Bank Charges	58	
Income Tax	18,718,360	565,352,130
Less: Commuted Pension of PY 2015-16 paid	2,606,408	
Transfer to Main Account	50,037,477	52,643,885
<b>Net Cash Flows from Operating Activities</b>		<b><u>3,435,230</u></b>
 <b><u>CASH FLOWS FROM INVESTING ACTIVITIES</u></b>		
Less: Cash Receipts	670,000,000	
Cash Payments	670,000,000	
<b>Net Cash Flows from Investing Activities</b>	<u>0</u>	
 <b><u>CASH FLOWS FROM FINANCING ACTIVITIES</u></b>		
Less: Cash Receipts	0	
Cash Payments	0	
<b>Net Cash Flows from Financing Activities</b>	<u>0</u>	
 <b>NET INCREASE IN CASH</b>	 <u><b>3,435,230</b></u>	
Less: Closing Cash Balance as on 31.03.2017	52,070,189	
Opening Cash Balance as on 01.04.2016	48,634,959	
<b>NET INCREASE IN CASH</b>	<u><b>3,435,230</b></u>	

**INDIAN INSTITUTE OF TECHNOLOGY KANPUR**

**PETROL PUMP**

**FINANCIAL STATEMENTS  
FOR  
THE FINANCIAL YEAR ENDED  
31<sup>ST</sup> MARCH '2017**

**INDIAN INSTITUTE OF TECHNOLOGY KANPUR**  
**PETROL PUMP**

**BALANCE SHEET AS AT 31st MARCH 2017**

(Amount-Rs)

CORPUS/CAPITAL FUND & LIABILITIES	CURRENT YEAR 31.03.2017		PREVIOUS YEAR 31.03.2016
<b>RESERVES &amp; SURPLUS</b>			
Opening Balance as at 01.04.2016	1,838,032		
Add : Evaporation Loss of Petrol	200,818		
Add : C/F from Income & Expenditure Account	28,942	2,067,792	1,838,032
<b>TOTAL</b>		<b>2,067,792</b>	<b>1,838,032</b>
<b>ASSETS</b>			
<b>Current Assets</b>			
Closing Stock of Petrol	903,097		
Closing Stock of 2T Oil	32,982	936,079	448,990
IITK A/c		143,393	142,793
Sundry Debtors		113,547	469,626
<b>Loans &amp; Advances</b>			
Advance to IOC		874,773	776,623
<b>TOTAL</b>		<b>2,067,792</b>	<b>1,838,032</b>

**INDIAN INSTITUTE OF TECHNOLOGY KANPUR**  
**PETROL PUMP**

**INCOME AND EXPENDITURE ACCOUNT FOR THE YEAR ENDED 31st MARCH 2017**

(Amount-Rs)

INCOME	CURRENT YEAR 31.03.2017	PREVIOUS YEAR 31.03.2016
Sale of Petrol	36,919,972	34,711,038
Sale of 2T Oil	63,851	61,332
Other Income	-	6,000
Prior Period Income	-	531,725
<u>Closing Stock</u>		
Closing Stock of Petrol	903,097	-
Closing Stock of 2T Oil	32,982	-
<b>TOTAL (A)</b>	<b>37,919,902</b>	<b>35,310,095</b>
EXPENDITURE		
<u>Opening Stock</u>		
Opening Stock of Petrol	442,284	-
Opening Stock of 2T Oil	6,706	-
Cost of Petrol Sold	36,468,756	34,028,862
Cost of 2T Oil Sold	81,768	55,508
Consumables	55,062	-
Pay & Allowances	435,930	800,809
Other Expenses	3,094	-
Wages	196,542	-
Evaporation Loss of Petrol	200,818	170,848
<b>TOTAL (B)</b>	<b>37,890,960</b>	<b>35,056,027</b>
<b>BALANCE BEING SURPLUS/ (DEFICIT) CARRIED TO RESERVE AND SURPLUS</b>	<b>28,942</b>	<b>254,068</b>



**INDIAN INSTITUTE OF TECHNOLOGY KANPUR**  
**PETROL PUMP**

**RECEIPTS AND PAYMENTS FOR THE YEAR ENDED 31ST MARCH 2017**

(Amount-Rs)

RECEIPTS	CURRENT YEAR 31.03.2017	PREVIOUS YEAR 31.03.2016	PAYMENTS	CURRENT YEAR 31.03.2017	PREVIOUS YEAR 31.03.2016
<b>SALES</b>			<b>PURCHASES</b>		
Sale of Petrol	36,806,425.00	34,241,412.00	Payment to IOC for Purchase	36,570,000.00	34,138,000.00
Sale of 2T Oil	63,851.00	61,332.00	Purchases - 2T Oil	81,768.00	48,912.00
<b>TRANSFERS</b>			<b>ESTABLISHMENT/ADMINISTRATIVE EXP.</b>		
From Institute for Purchases	36,570,000.00	34,138,000.00	Pay & Allowances		-
Realization Against P.Y. Sale	-	523,725.00	Wages		-
			Consumables		-
			<b>TRANSFERS</b>		
			Amount transferred to Institute A/c	36,788,508.00	34,777,557.00
<b>TOTAL</b>	<b>73,440,276.00</b>	<b>68,964,469.00</b>	<b>TOTAL</b>	<b>73,440,276.00</b>	<b>68,964,469.00</b>

**INDIAN INSTITUTE OF TECHNOLOGY KANPUR**  
**PETROL PUMP**  
**STATEMENT OF CASH FLOWS FOR THE YEAR ENDED 31st MARCH 2017**

<b><u>CASH FLOWS FROM OPERATING ACTIVITIES</u></b>	Amount (Rs.)	Amount (Rs.)
Receipt from Sale of Petrol	36,806,425	
Receipt from Sale of 2T Oil	63,851	
Transfer from Main Account to Purchase Petrol	36,570,000	73,440,276
Less: Payment to IOC for Purchase of Petrol	36,570,000	
Payment to IOC for Purchase of 2T Oil	81,768	
Transfer to Main Account	36,788,508	73,440,276
<b>Net Cash Flows from Operating Activities</b>		<b><u>0</u></b>
<b><u>CASH FLOWS FROM INVESTING ACTIVITIES</u></b>		
Less: Cash Receipts		0
Cash Payments		0
<b>Net Cash Flows from Investing Activities</b>		<b><u>0</u></b>
<b><u>CASH FLOWS FROM FINANCING ACTIVITIES</u></b>		
Less: Cash Receipts		0
Cash Payments		0
<b>Net Cash Flows from Financing Activities</b>		<b><u>0</u></b>
<b>NET INCREASE IN CASH</b>		<b><u>0</u></b>
Less: Closing Cash Balance as on 31.03.2017		0
Opening Cash Balance as on 01.04.2016		0
<b>NET INCREASE IN CASH</b>		<b><u>0</u></b>

**INDIAN INSTITUTE OF TECHNOLOGY KANPUR**

**PROJECTS' ACCOUNT**

**FINANCIAL STATEMENTS  
FOR  
THE FINANCIAL YEAR ENDED  
31<sup>ST</sup> MARCH '2017**

**INDIAN INSTITUTE OF TECHNOLOGY, KANPUR**  
**PROJECTS' ACCOUNT**  
**BALANCE SHEET AS AT 31st MARCH 2017**

{Amount-Rs}

LIABILITIES	SCH	CURRENT YEAR 31.03.2017		PREVIOUS YEAR 31.03.2016	ASSETS	SCH	CURRENT YEAR 31.03.2017		PREVIOUS YEAR 31.03.2016
<b>1. CORPUS FUNDS</b>					<b>1. FIXED ASSETS</b>	1			
Opening Balance as on 01.04.2016		1,807,021,756			Opening Balance as on 01.04.2016		1,791,508,588		
Add : Funds Capitalized during the year		537,211,147			Add : Current Year		537,211,147		
		2,344,232,903			Less : Equipments Written Off		2,328,719,735		
Less : Equipment Written Off		1,269,763			Less : Depreciation		1,269,763		
		2,342,963,140					2,327,449,972		
Less : Depreciation		459,655,375	1,883,307,765	1,807,021,756			459,655,375	1,867,794,597	1,791,508,588
<b>2. PROJECT BALANCES</b>	7				<b>2. INVESTMENT</b>	2			
Credit Balances		2,393,114,043			Opening Balance as on 01.04.2016		1,113,000,000		
Less : Debit Balances		727,576,201	1,665,537,842	1,343,550,391	Add : During the Year		1,703,678,444		
					Less : Encashed		2,816,678,444		
<b>3. CAUTION MONEY PAYABLE</b>							1,775,000,000	1,041,678,444	1,113,000,000
Opening Balance as on 01.04.2016		311,500			<b>3. RECEIVABLE FROM MAIN ACCOUNT AND DORA</b>	8		69,651,806	19,189,246
Less : Refunded during the year		-	311,500	311,500					
<b>4. CURRENT LIABILITIES</b>					<b>4. PROJECT ADVANCES (NON-RECURRING)</b>	3			
Sundry Creditors for Goods & Services			20,764,659	2,398,160	Opening Balance as on 01.04.2016		13,246,343		
Salary Payable for March 2017			1,875,694	7,346,549	Less : Capitalised/Adjusted		8,789,204		
Other expenses Payable			22,346,820		Add : Current Year Advances		4,457,139		
Pension Payable for March 2017			98,872				154,699,109	159,156,248	13,246,343
<b>5. AMOUNT PAYABLE TO MAIN ACCOUNT</b>			560,000		<b>5. PROJECT ADVANCES (RECURRING)</b>	4			
					Opening Balance as on 01.04.2016		12,559,916		
					Less : Setteled		10,868,181		
					Add : Current Year Advances		1,691,735		
							10,435,353	12,127,088	12,559,916
					<b>6. LOAN TO SIDBI INCUBITIES</b>				
					Opening Balance as on 01.04.2016		9,655,941		
					Add : During the Year		-	9,655,941	9,655,941
					<b>7. ADVANCES</b>				
					HBA/Conveyance/Computer Advances	5	175,649		
					Festival Advances	6	33,300	208,949	314,376
					<b>8. TRANSFERRED TO ENDOWMENT-PENSION CORPUS</b>		8,690,287	8,690,287	8,690,287
					<b>9. CASH &amp; BANK BALANCES</b>				
					State Bank of India			400,446,544	174,587,164
					Union Bank of India			25,393,248	17,876,495
<b>TOTAL</b>			<b>3,594,803,152</b>	<b>3,160,628,356</b>	<b>TOTAL</b>			<b>3,594,803,152</b>	<b>3,160,628,356</b>

**INDIAN INSTITUTE OF TECHNOLOGY, KANPUR**  
**PROJECTS' ACCOUNT**

**INCOME AND EXPENDITURE ACCOUNT FOR THE YEAR ENDED 31st MARCH 2017**

(Amount-Rs)

PARTICULARS	SCHEDULE	CURRENT YEAR 31.03.2017	PREVIOUS YEAR 31.03.2016
<b><u>INCOME</u></b>			
GRANT RECEIVED FROM GOVERNMENT OF INDIA	A	1,143,182,144	734,808,720
GRANT RECEIVED FROM STATE GOVERNMENT	B	33,439,514	20,230,563
GRANT RECEIVED FROM OTHER SOURCES INCLUDING TESTING FEES	C	1,193,655,186	778,273,320
OTHER INCOME	D	4,399,381	6,639,612
DEFERRED REVENUE INCOME (DEPRECIATION)	-	459,655,375	2,458,068,389
<b>TOTAL - A</b>		<b>2,834,331,600</b>	<b>3,998,020,604</b>
<b><u>EXPENDITURE</u></b>			
ESTABLISHMENT AND ADMINISTRATIVE EXPENSES	E	9,307,408	20,060,390
CONSUMABLES - VARIOUS PROJECTS	F	935,522,221	777,388,763
REFUND TO AGENCIES	G	570,647,999	105,761,061
DEPRECIATION	-	459,655,375	2,458,068,389
<b>TOTAL - B</b>		<b>1,975,133,003</b>	<b>3,361,278,603</b>
<b>BALANCE BEING EXCESS OF INCOME OVER EXPENDITURE (A-B)</b>		<b>859,198,597</b>	<b>636,742,001</b>
TRANSFER TO CAPITAL FUND	H	537,211,147	389,277,607
TRANSFER TO GENERAL RESERVE			
<b>BALANCE SURPLUS (DEFICIT) CARRIED TO PROJECT BALANCE</b>		<b>321,987,451</b>	<b>247,464,394</b>

**INDIAN INSTITUTE OF TECHNOLOGY KANPUR**

**PROJECTS' ACCOUNT**

**RECEIPTS AND PAYMENTS FOR THE YEAR ENDED 31st MARCH 2017**

(Amount-Rs)

RECEIPTS	CURRENT YEAR 31.03.2017	PREVIOUS YEAR 31.03.2016	PAYMENTS	CURRENT YEAR 31.03.2017	PREVIOUS YEAR 31.03.2016
<b>OPENING BALANCES</b>					
<b>Cash &amp; Bank Balances</b>			Establishment / Administrative Expenses	14,679,391	12,713,841
In State Bank of India	174,587,164	217,773,979	Payment made against funds for various Projects	931,799,773	795,384,488
In Union Bank of India	17,876,495	4,877,319	Advance made against funds for various Projects	10,435,353	11,034,009
Cash in Hand					
<b>GRANTS RECEIVED</b>			a) Purchase of Non Consumable Items (Equipment, Furniture, Patents, Books etc.)	533,765,558	373,028,761
From Government of India	1,146,517,913	734,808,720	b) Payments for Non - Consumable (Advances)	154,699,109	13,031,914
From State Government	33,439,514	20,230,563			
From Other Sources including testing fees	1,130,090,490	630,801,091	<b>INVESTMENTS MADE</b>	1,703,678,444	620,000,000
			Investment Trf. From R&D		383,000,000
<b>INVESTMENTS ENCASHED</b>	1,775,000,000	745,000,000	Loans/Advance to Staff	79,500	66,000
Refund of Staff Loans/Advances	134,954	104,087	Refund of Surplus Money to Agencies	570,647,999	105,761,061
Refund / Consumables	4,449,354				
Refund - Against Expenses from R&D	-	6,581,505	<b>TEMPORARY BORROWINGS</b>		
<b>TEMPORARY BORROWINGS</b>			To R&D		180,000,000
From R&D (FDRs Trfd.)		383,000,000	To Main Account		223,000,000
Bank to Bank / Cash to Bank	200,000,000	108,671,945	Bank to Bank / Cash to Bank	200,000,000	108,671,945
<b>OTHER RECEIPTS</b>			<b>CLOSING BALANCES</b>		
Initiation Grant (Consumables)			<b>Cash/Bank Balances</b>		
Initiation Grant (Non-Consumables)	15,853,477	132,305,388	In State Bank of India 1	375,295,695	174,587,164
Deposit Back (NON-REC)	2,721,667	2,175,980	In State Bank of India 2	25,150,849	17,876,495
Deposit Back (REC)	35,899,323	21,494,441	In Union Bank of India	25,393,248	
Cancelled Cheques (NON-REC)	8,730,156	8,463,901	Cash in Hand		
Cancelled Cheques (REC)	324,412	1,866,759			
<b>TOTAL</b>	<b>4,545,624,919</b>	<b>3,018,155,678</b>	<b>TOTAL</b>	<b>4,545,624,919</b>	<b>3,018,155,678</b>

**INDIAN INSTITUTE OF TECHNOLOGY KANPUR  
PROJECTS' ACCOUNT  
STATEMENT OF CASH FLOWS FOR THE YEAR ENDED 31st MARCH 2017**

<u>CASH FLOWS FROM OPERATING ACTIVITIES</u>	Amount (Rs.)	Amount (Rs.)
Grants from Government of India	1,146,517,913	
Grants from State Government	33,439,514	
Grants from Other Sources including Testing Fees	1,130,090,490	
Receipts against Initiation Grant (Non-Consumables)	15,853,477	
Deposit Back (Non-Recurring)	2,721,667	
Deposit Back (Recurring)	35,899,323	
Cancelled Cheques (Non-Recurring)	8,730,156	
Cancelled Cheques (Recurring)	324,412	
Refund Staff Loans/Advances	134,954	
Refund / Consumables	<u>4,449,354</u>	2,378,161,260
Less: Establishment/ Administrative Expenses	14,679,391	
Payment made against funds for various Projects	931,799,773	
Advances made against funds for various Projects	10,435,353	
Purchase of Non-Consumable Items (Equipment, Furniture, Patents, Books, etc.)	533,765,558	
Payment for Non-Consumable (Advances)	154,699,109	
Loans/ Advances to Staff	79,500	
Refund of Surplus Money to Agencies	<u>570,647,999</u>	2,216,106,683
<b>Net Cash Flows from Operating Activities</b>		<u><b>162,054,577</b></u>
 <u>CASH FLOWS FROM INVESTING ACTIVITIES</u>		
Cash Receipts	1,775,000,000	
Less: Cash Payments	<u>1,703,678,444</u>	
<b>Net Cash Flows from Investing Activities</b>		<u><b>71,321,556</b></u>
 <u>CASH FLOWS FROM FINANCING ACTIVITIES</u>		
Cash Receipts	0	
Less: Cash Payments	<u>0</u>	
<b>Net Cash Flows from Financing Activities</b>		<u><b>0</b></u>
 <b>NET INCREASE IN CASH</b>		
		<u><b>233,376,133</b></u>
Closing Cash Balance as on 31.03.2017	425,839,792	
Less: Opening Cash Balance as on 01.04.2016	<u>192,463,659</u>	
<b>NET INCREASE IN CASH</b>		<u><b>233,376,133</b></u>

**INDIAN INSTITUTE OF TECHNOLOGY, KANPUR**  
**PROJECTS' ACCOUNT**

**SCHEDULES FORMING PART OF BALANCE SHEET AS AT 31st MARCH 2017**

**SCHEDULE - 1**

**CAPITALIZATION OF ASSETS**

Direct Purchase	13,735,813
Non consumable	6,973,593
Import	290,203,213
Local	133,181,404
furniture	1,790,292
patent	705,000
software	505,004
computer	36,399,514
plant	1,058,612
books	1,062,705
office equipment	6,555,328
creditors (non recurring)	4,623,612
adv pi	4,052,405
po adv prev yr	7,027,966
adj entries	33,133,705
(-) asset capitalised in R&D Fund	(1,039,077)
(-) Opening creditors already capitalised in previous year	(2,398,160)
(-) Misc assets not to be capitalised	(359,782)
<b>total</b>	<b>537,211,147</b>

**SCHEDULE - 2**

**INVESTMENTS**

Opening Balance as at 01.04.2016	1,113,000,000
Add : Investment made as per Receipt & Payment	1,703,678,444
	<u>2,816,678,444</u>
Less : Investments Encashed During the year as per Receipt & Payment	1,775,000,000
<b>INVESTMENTS AS AT 31.03.2017</b>	<u><b>1,041,678,444</b></u>



**INDIAN INSTITUTE OF TECHNOLOGY, KANPUR**  
**PROJECTS' ACCOUNT**

**SCHEDULES FORMING PART OF BALANCE SHEET AS AT 31st MARCH 2017**

**SCHEDULE - 3**

**PROJECT ADVANCES (NON-RECURRING)**

Opening Balance as at 01.04.2016			13,246,343	
Less : Capitalized During the year		7,577,698		
Less : Cheque Cancelled/Refund (advance )		1,211,506		
Less : Adjusted During the year			8,789,204	
			4,457,139	
Add : Current Year Advances-As per R&P			154,699,109	
<b>PROJECT ADVANCES AS AT 31.03.2017</b>			<b>159,156,248</b>	
<b>SUMMARY OF CAPITAL ADVANCES</b>				
<b>YEAR</b>	<b>OP. 01.04.16</b>	<b>CHEQ CAN/REF</b>	<b>CAP. IN 16-17</b>	<b>CL BAL 31.03.17</b>
2011-12	60,210			60,210
2012-13	-			-
2013-14	79,775			79,775
2014-15 - PO	74,700			74,700
2014-15 - PI	-			-
2015-16 - PO	12,352,414	1,156,738	7,027,966	4,167,710
2015-16 - PI	679,500	54,768	549,732	75,000
2016-17 - PO				153,880,109
2016-17 - PI				819,000
<b>TOTAL</b>	<b>13,246,599</b>	<b>1,211,506</b>	<b>7,577,698</b>	<b>159,156,504</b>
DIFF	256	-		256
<b>TOTAL</b>	<b>13,246,343</b>	<b>1,211,506</b>	<b>7,577,698</b>	<b>159,156,248</b>

**INDIAN INSTITUTE OF TECHNOLOGY, KANPUR**  
**PROJECTS' ACCOUNT**

**SCHEDULES FORMING PART OF BALANCE SHEET AS AT 31st MARCH 2017**

**SCHEDULE - 4**

<b>ADVANCES TOWARDS RECURRING EXPENSES</b>							
Opening Balance as at 01.04.2016			12,559,916				
Less : Adjusted During the year			10,868,181				
			1,691,735				
Add : Current Year Advances(given)			10,435,353				
<b>ADVANCES TOWARDS RECURRING EXPENSES AS AT 31.03.2017</b>			<b>12,127,088</b>				
<b>HEAD WISE DETAILS OF OUTSTANDING ADVANCES AS ON 31.03.2017</b>							
<b>BUDGET HEAD</b>	<b>2011-12</b>	<b>2012-13</b>	<b>2013-14</b>	<b>2014-15</b>	<b>2015-16</b>	<b>2016-17</b>	<b>TOTAL</b>
Consumables			17,000		146,800	1,600,000	1,763,800
Contingency					472,500	2,702,153	3,174,653
Training							-
Fwork						125,000	125,000
FAB							-
RSGrnt						12,000	12,000
Others						200,000	200,000
RDEV							-
TA	55,000	20,000	49,120	84,200	847,115	4,412,600	5,468,035
EXPROG							-
Workshop						515,000	515,000
Allowance						175,000	175,000
Anchar						50,000	50,000
Consultancy						13,600	13,600
Expendables						40,000	40,000
Foreign Travel						175,000	175,000
Maintenance						40,000	40,000
Medical						25,000	25,000

Miscellaneous						300,000	300,000
Seed Fund						50,000	50,000
<b>ADVANCES AS ON 31.03.2017</b>	<b>55,000</b>	<b>20,000</b>	<b>66,120</b>	<b>84,200</b>	<b>1,466,415</b>	<b>10,435,353</b>	<b>12,127,088</b>

**SCHEDULE - 5**

**HBA/CONVEYANCE/COMPUTER ADVANCES**

Opening Balance as at 01.04.2016	233,319
Add : Opening Interest Accrued	3,307
	<u>236,626</u>
Less: Adjustments of Opening balance	3,517
	<u>233,109</u>
Add : During the year as per Receipt & Payment	30,000
	<u>263,109</u>
Less : Realised During the year as per Receipt & Payment	92,204
	170,905
Add: Accrued Interest on Computer Advance as on 31.03.2017	4,744
<b>HBA/CONVEYANCE ADVANCES AS AT 31.03.2017</b>	<u><u>175,649</u></u>

**INDIAN INSTITUTE OF TECHNOLOGY, KANPUR**  
**PROJECTS' ACCOUNT**

**SCHEDULES FORMING PART OF BALANCE SHEET AS AT 31st MARCH 2017**

**SCHEDULE - 6**

**FESTIVAL ADVANCE**

Opening Balance as at 01.04.2016	22,950
Add : Adjustment Relating to P.Y.	3,600
	<hr/>
	26,550
Add : During the year as per Receipt & Payment	49,500
	<hr/>
	76,050
Less : Realised During the year as per Receipt & Payment	42,750
	<hr/>
FESTIVAL ADVANCE AS AT 31.03.2017	33,300
	<hr/>

**SCHEDULE - 7**

**PROJECT BALANCES**

Opening Balance as at 01.04.2016	1,343,550,391
Add : Excess of Income over Expenditure	321,987,451
	<hr/>
CLOSING BALANCE AS AT 31.03.2017	1,665,537,842
	<hr/>

**SCHEDULE - 8**

**RECEIVABLE FROM MAIN ACCOUNT**

INSTITUTE SUPPORTED PROJECTS	14,182,849	
INITIATION GRANT PROJECTS	26,317,466	
QUASI PERMANENT SALARY AND PENSION	4,710,110	
ROOM RENT FOR RA TOWER	<u>1,377,000</u>	46,587,425

**RECEIVABLE FROM DORA**

GRANT RECEIVABLE FROM DORA	23,064,381	<u>23,064,381</u>
----------------------------	------------	-------------------

TOTAL RECEIVABLE FROM MAIN ACCOUNT AND DORA **69,651,806**

**INDIAN INSTITUTE OF TECHNOLOGY, KANPUR**  
**PROJECTS' ACCOUNT**

**SCHEDULES FORMING PART OF INCOME AND EXPENDITURE ACCOUNT**

**SCHEDULE - A**

**GRANT RECEIVED FROM GOVERNMENT OF INDIA**

As per Receipts & Payments	1,162,371,390	
Less : Initiation Grant Receivable	<u>19,189,246</u>	<b>1,143,182,144</b>

**SCHEDULE - B**

**GRANT RECEIVED FROM STATE GOVERNMENT**

As per Receipts & Payments	33,439,514	
Less : Cheques Cancelled	<u>-</u>	<b>33,439,514</b>

**SCHEDULE - C**

**GRANT RECEIVED FROM OTHERS SOURCES INCLUDING TESTING**

As per Receipt & Payment	1,130,090,490	
Add: Grant Receivable from DORA	23,064,381	
Add : Institute supported projects grant receivables from Main Account	14,182,849	
Add : Initiation Grant Receivable from Main Account	<u>26,317,466</u>	<b>1,193,655,186</b>

**SCHEDULE - D**

**OTHER INCOME**

Initiation Grant (Non Consumable)		
Establishment Expenses reimbursed	4,449,354	
Add: Interest on Advances	4,744	
Add: Adjustment of staff advances relating to previous year (3600+3307-3517)	3,390	
Less: Write off of opening unrealisable accrued interest	<u>58,107</u>	<b>4,399,381</b>

**INDIAN INSTITUTE OF TECHNOLOGY, KANPUR**

**PROJECTS' ACCOUNT**

**SCHEDULES FORMING PART OF INCOME AND EXPENDITURE ACCOUNT**

**SCHEDULE - E**

**ESTABLISHMENT AND ADMINISTRATIVE EXPENSES**

Total Expenditure in Project No. 20070184	682,813	
Total Expenditure in Project No. 9009	7,934,400	
Total Expenditure in Project No. 20130118	5,001,277	
Total Expenditure in Project No. 20130307	122,204	
Total Expenditure in Project No. 2016048	938,697	
Less: Salary for March'2016	7,346,549	
Add : Salary for March'2017	1,875,694	
Add : Pension for March'2017	98,872	
<b>ESTABLISHMENT AND ADMINISTRATIVE EXPENSES FOR THE YEAR</b>		<b><u>9,307,408</u></b>

**SCHEDULE - F**

**CONSUMABLES VARIOUS PROJECTS**

<b>As per Receipt &amp; Payment</b>	931,799,773	
Add : Adjustment against Previous Year Recurring Advances	10,868,181	
Add : Outstanding expenses against purchase orders	16,141,048	
Add : Outstanding expenses payable to Main Account	560,000	
Add : Outstanding expenses	<u>22,346,820</u>	<b>981,715,822</b>
Less : Refund - Consumables		
Receivable from Main Account	6,087,110	
Deposit Back - Recurring	35,899,323	
TDS on non recurring amount	3,882,756	
Cancelled Cheques - Recurring	<u>324,412</u>	<b>46,193,601</b>
		<b><u>935,522,221</u></b>

**SCHEDULE - G**

**REFUND TO AGENCIES**

<b>As per Receipt &amp; Payment</b>	570,647,999	
Less : Cheques Cancelled - Grant Refund	<u>-</u>	<b>570,647,999</b>

**SCHEDULE - H**

**TRANSFER TO CAPITAL FUND**

Total Capitalization as per Schedule - 1		<b>537,211,147</b>
--	--	--------------------

**INDIAN INSTITUTE OF TECHNOLOGY KANPUR**

**RESEARCH & DEVELOPMENT**

**FINANCIAL STATEMENTS  
FOR  
THE FINANCIAL YEAR ENDED  
31<sup>ST</sup> MARCH '2017**



**INDIAN INSTITUTE OF TECHNOLOGY, KANPUR**  
**RESEARCH AND DEVELOPMENT**

**BALANCE SHEET AS AT 31st MARCH 2017**

(Amount-Rs)

LIABILITIES	CURRENT YEAR 31.03.2017		PREVIOUS YEAR 31.03.2016	ASSETS	CURRENT YEAR 31.03.2017		PREVIOUS YEAR 31.03.2016
<b>1. RESERVES &amp; SURPLUS</b>				<b>1. FIXED ASSETS</b>			
As per Balance Sheet	833,561,479			Opening Balance as on 01.04.2016	97,667,986		
Less: Depreciation upto Previous Year	76,532,177			Less: Previous Year Depreciation	76,532,177		
	757,029,302				21,135,809		
Add : Current Year	169,732,130	926,761,432	833,561,479	Add : Current Year Addition	1,039,077		
				Less: Current Year Depreciation	22,174,886		
					8,874,434	13,300,452	97,667,986
<b>2. TEMPORARY LOANS</b>				<b>2. INVESTMENTS</b>			
From Account - II				Opening Balance as on 01.04.2016	187,000,000		
				Add : During the year	225,000,000		
<b>3. CURRENT LIABILITY</b>					412,000,000		
From Account - II Against Expenses				Less: Encashed	30,000,000	382,000,000	187,000,000
				Interest Accrued on FDRs		9,515,329	3,383,843
				<b>3. TEMPORARY LOANS GIVEN</b>			
				To Account I		503,000,000	503,000,000
				<b>4. CLOSING BALANCE</b>			
				State Bank of India		18,945,651	42,509,650
<b>TOTAL</b>		<b>926,761,432</b>	<b>833,561,479</b>	<b>TOTAL</b>		<b>926,761,432</b>	<b>833,561,479</b>

**INDIAN INSTITUTE OF TECHNOLOGY KANPUR**  
**RESEARCH & DEVELOPMENT**

**INCOME AND EXPENDITURE ACCOUNT FOR THE YEAR ENDED 31st MARCH 2017**

(Amount-Rs)

<b>INCOME</b>	<b>CURRENT YEAR 31.03.2017</b>	<b>PREVIOUS YEAR 31.03.2016</b>
Overhead Charges from Sponsors	64,654,314	25,011,622
Overhead Charges from Consultancy/ Testing	19,576,961	24,893,599
Interest on Term Deposits	102,037,885	109,955,042
Interest on SB A/c	2,418,737	2,010,773
Other Miscellaneous Receipts	4,836,941	4,602,096
<b>TOTAL (A)</b>	<b>193,524,838</b>	<b>166,473,132</b>
<b>EXPENDITURE</b>		
Recurring Expenditure	13,640,314	10,506,902
Interest Tranferred to Acc 2	1,277,500	0
Bank Charges	460	342
Depreciation for the year	8,874,434	0
<b>TOTAL (B)</b>	<b>23,792,708</b>	<b>10,507,244</b>
<b>BALANCE BEING EXCESS OF INCOME OVER EXPENDITURE (A-B)</b>	<b>169,732,130</b>	<b>155,965,888</b>
Transfer to Capital Fund	0	0
Transfer to Institute Account for R&D Activities	0	0
Transfer to / from General Reserve		
<b>BALANCE BEING SURPLUS/ (DEFICIT) CARRIED TO PROJECT BALANCE (CREDIT/DEBIT)</b>	<b>169,732,130</b>	<b>155,965,888</b>

**INDIAN INSTITUTE OF TECHNOLOGY KANPUR**  
**RESEARCH & DEVELOPMENT**

**RECEIPTS AND PAYMENTS FOR THE YEAR ENDED 31st MARCH 2017**

(Amount-Rs)

RECEIPTS	CURRENT YEAR 31.03.2017	PREVIOUS YEAR 31.03.2016	PAYMENTS	CURRENT YEAR 31.03.2017	PREVIOUS YEAR 31.03.2016
<b>OPENING BALANCE</b>	42,509,650	6,531,926	<b>EXPENDITURES</b>		
			Recurring Expenditure	13,640,314	10,506,902
<b>OVERHEAD CHARGED</b>			Non-Recurring Expenditure	1,039,077	1,604,322
From Sponsors	64,737,114	25,131,022	Bank Charges	460	342
From Consultancy/Test	19,576,961	25,010,726			
			<b>REFUND OF EXCESS OVERHEAD</b>		
<b>INTEREST INCOME</b>			From Sponsors	82,800	119,400
Interest on SB A/c	2,418,737	2,010,773	From Consultancy/Test	0	117,127
Interest on FDRs	95,906,399	106,571,199	Refundable Payments	0	71,145,001
			Temporary Loans (A/c-I)	0	230,000,000
<b>OTHER INCOME</b>			Temporary Loans (A/c-II)		383,000,000
Other Miscellaneous Receipts	4,836,941	4,602,096	Investment made	225,000,000	260,000,000
Refundable Receipt	0	71,145,001	Advance for Investment	0	30,000,000
Temporary Loans (A/c-II) (Against Exp)			Interest transferred to Acc 2	1,277,500	
Temporary Loans (A/c-II)		180,000,000			
Investment Encashment in Transit	0	15,000,000			
Investment Encashed	30,000,000	210,000,000			
Investment Trf from Account-II	0	383,000,000	Balance with State Bank of India	18,945,651	42,509,650
<b>TOTAL</b>	<b>259,985,802</b>	<b>1,029,002,744</b>	<b>TOTAL</b>	<b>259,985,802</b>	<b>1,029,002,744</b>

**INDIAN INSTITUTE OF TECHNOLOGY KANPUR**  
**RESEARCH & DEVELOPMENT**  
**STATEMENT OF CASH FLOWS FOR THE YEAR ENDED 31st MARCH 2017**

<u>CASH FLOWS FROM OPERATING ACTIVITIES</u>	Amount (Rs.)	Amount (Rs.)
Over Head Charges from Sponsors	64,737,114	
Over Head Charges from Consultancy/ Test	19,576,961	
Interest on Savings Bank	2,418,737	
Interest on FDRs	95,906,399	
Misc Income	4,836,941	187,476,152
Less: Recurring Expenditure	13,640,314	
Non Recurring Expenditure	1,039,077	
Bank Charges	460	
Refund of Excess Overhead from Sponsors	82,800	
Interest Transferred to Main Account	1,277,500	16,040,151
<b>Net Cash Flows from Operating Activities</b>		<b><u>171,436,001</u></b>
 <u>CASH FLOWS FROM INVESTING ACTIVITIES</u>		
Cash Receipts	30,000,000	
Less: Cash Payments	225,000,000	
<b>Net Cash Flows from Investing Activities</b>	<b><u>(195,000,000)</u></b>	
 <u>CASH FLOWS FROM FINANCING ACTIVITIES</u>		
Cash Receipts	0	
Less: Cash Payments	0	
<b>Net Cash Flows from Financing Activities</b>	<b><u>0</u></b>	
<b>NET CHANGE IN CASH</b>		<b><u>(23,563,999)</u></b>
Closing Cash Balance as on 31.03.2017	18,945,651	
Less: Opening Cash Balance as on 01.04.2016	42,509,650	
<b>NET CHANGE IN CASH</b>		<b><u>(23,563,999)</u></b>

**INDIAN INSTITUTE OF TECHNOLOGY KANPUR**

**ENDOWMENT FUND**

**FINANCIAL STATEMENTS  
FOR  
THE FINANCIAL YEAR ENDED  
31<sup>ST</sup> MARCH '2017**

**INDIAN INSTITUTE OF TECHNOLOGY KANPUR  
ENDOWMENT FUND ACCOUNT**

**RECEIPTS AND PAYMENTS FOR THE YEAR ENDED 31st MARCH 2017**

RECEIPTS	Current Year 31.03.2017	Previous Year 31.03.2016	PAYMENTS	Current Year 31.03.2017	Previous Year 31.03.2016
Opening Balances			Establishment / Administrative Expenses		
Bank Balances	58,539,289	3,926,131	DORA Promotional A/c	16,961,447	10,594,899
Designated Donations			Bank Charges	93,526	64,055
Donation received	76,251,426	39,452,076	DORA Pool A/c	106,200	245,500
Interest Received			Development/Operational Expenditure		
Interest on Investments & Others	217,587,547	215,390,757	From Interest of Genral Corpus & R&D Savings	30,913,847	38,888,916
Interest on designated SIDBI Corpus	3,858,399	21,934,274	From Interest of Donations	43,389,787	37,133,480
Investment Encashed	487,700,000	357,200,000	Designated Donations		
Temporary Borrowings			Payment from Donations/Specific Use	4,285,906	25,341,363
From Main Account (Boeing Co.)	-	2,500,000	Payment to SIDBI (interest)	6,386,002	12,909,823
From Project Account	-	-	Investments made	744,900,000	420,800,000
Caution Money	3,424,000	-	Temporary Borrowings		
Refundable Receipt A/c	115,351,463	90,919,804	To Main Account	-	500,000,000
Miscellaneous Receipts	249,677	64,525	To Project Account	-	2,500,000
Received From Main Account against Advance			Refundable Receipt A/c	114,706,320	88,526,940
-Principal	12,750,000	40,000,000	Grant (Ministry of Steel)	2,655,867	-
-Interest	49,455,000	-	Caution Money	4,591,469	3,381,284
Advances from SBI	-	191,250,000	Repayment of Interest/ Principal on Advances from SBI	43,126,870	32,039,237
Advances from UBI	-	264,000,000	Closing Balance	31,679,630	58,539,289
Cheques in Transit (Donations)	1,318,400	-			
Corporate Social Responsibility	14,565,000	-			
General Corpus interest	-	4,327,219			
Grant	2,746,671	-			
<b>Total</b>	<b>1,043,796,871</b>	<b>1,230,964,787</b>	<b>Total</b>	<b>1,043,796,871</b>	<b>1,230,964,787</b>

INDIAN INSTITUTE OF TECHNOLOGY KANPUR  
ENDOWMENT FUND ACCOUNT

SCHEDULE - 2 DESIGNATED/EARMARKED/ENDOWMENT FUNDS

PARTICULARS	FUND WISE BREAKUP										TOTAL	
	GENERAL FUND	DORA PROMOTION A/C FUND	DONATION FUND	RISK RESERVE FUND	SIDBI FUND	MEDICAL EMERGENCY FUND	CAUTION MONEY FUND	RR FUND	R&D PENSION FUND	DRPG POOL FUND	CURRENT YEAR 31.03.2017	PREVIOUS YEAR 31.03.2016
	AMOUNT IN RUPEES											
<b>A.</b>												
a) Opening Balance	845,510,322	43,362,815	1,211,870,431	206,352,536	137,438,651	2,108,752	24,958,452	7,663,477	10,833,686	345,070	2,490,444,192	2,380,358,900
b) Advance / Interest Outstanding from Institute Main Account (related to previous F.Y.)	380,000,000	20,000,000	-	57,250,000	-	-	-	7,166,107	-	-	464,416,107	-
c) Additions during the year	-	-	76,251,426	-	3,858,399	4,164,299	3,904,000	118,098,134	-	-	206,276,258	62,535,850
d) Income from investment made of the fund / Savings Bank Account / Incentives	72,121,226	25,557,809	101,174,628	16,869,417	4,087,523	172,391	2,040,365	-	885,659	220,129	223,129,148	252,099,114
e) Loan from SBI/UBI	-	-	-	-	-	-	-	-	-	-	-	455,250,000
f) Refundable Receipts	-	-	-	-	-	-	-	-	-	-	-	90,919,804
g) Adjustment Relating to Previous Year	-	-	249,677	-	-	-	-	-	-	1	249,678	12,632,722
h) Transfer To Risk Reserve	-	-	-	25,242,429	-	-	-	-	-	-	25,242,429	27,873,495
i) Corporate Social Responsibility	-	-	14,565,000	-	-	-	-	-	-	-	14,565,000	-
j) Advance received from Account-I against Advances	-	-	-	12,750,000	-	-	-	-	-	-	12,750,000	-
k) Advance received from Account-I against Advances (related to previous F.Y.)	-	-	-	30,000,000	-	-	-	20,000,000	-	-	50,000,000	-
l) Interest against Advances received from Account-I	-	-	-	1,455,000	-	-	-	48,000,000	-	-	49,455,000	40,000,000
<b>TOTAL (A)</b>	<b>1,297,631,548</b>	<b>88,920,624</b>	<b>1,404,111,161</b>	<b>349,919,381</b>	<b>145,384,573</b>	<b>6,445,443</b>	<b>30,902,817</b>	<b>200,927,718</b>	<b>11,719,345</b>	<b>565,200</b>	<b>3,536,527,811</b>	<b>3,321,669,886</b>
<b>B.</b>												
Utilisation/Exp. towards objectives of funds	-	-	-	-	-	-	-	-	-	-	-	10,000,000
a) Advances repaid to SBI	-	-	-	-	-	-	-	-	-	-	-	10,000,000
b) Interest on advances repaid by Institute Main Account (related to previous F.Y.)	-	-	-	-	-	-	-	20,000,000	-	-	20,000,000	-
c) Interest on Advances repaid to SBI	-	-	-	-	-	-	-	43,126,870	-	-	43,126,870	24,705,725
d) Capital Expenditure	-	-	-	-	-	-	-	-	-	-	-	3,334,223
e) Advances to Institute Main Account	-	-	-	-	-	-	-	-	-	-	-	500,000,000
f) Expenditure during the year	51,538,314	13,379,039	43,036,833	-	10,907,959	-	4,877,572	120,053,789	-	123,200	243,916,706	262,615,704
g) Bank Charges	93,526	-	-	-	-	-	-	-	-	-	93,526	64,055
h) Adjustment relating to Previous F.Y.	-	-	-	30,000,000	-	-	-	-	-	-	30,000,000	2,632,491
i) Transfer To Risk Reserve	25,242,429	-	-	-	-	-	-	-	-	-	25,242,429	27,873,495
<b>TOTAL (B)</b>	<b>76,874,269</b>	<b>13,379,039</b>	<b>43,036,833</b>	<b>30,000,000</b>	<b>10,907,959</b>	<b>-</b>	<b>4,877,572</b>	<b>183,180,659</b>	<b>-</b>	<b>123,200</b>	<b>362,379,531</b>	<b>831,225,693</b>
<b>CLOSING BALANCE AT THE YEAR END (A-B)</b>	<b>1,220,757,279</b>	<b>75,541,585</b>	<b>1,361,074,328</b>	<b>319,919,381</b>	<b>134,476,614</b>	<b>6,445,443</b>	<b>26,025,245</b>	<b>17,747,059</b>	<b>11,719,345</b>	<b>442,000</b>	<b>3,174,148,280</b>	<b>2,490,444,192</b>
Represented by												
Assets:												
Cash And Bank Balances											31,679,630	58,539,289
Investments											2,697,233,000	2,405,033,000
Investments in Transit											10,000,000	45,000,000
Donations Represented by way of Shares											500,000	500,000
Caution Money Receivable											3,904,000	3,424,000
Cheque In transit											-	1,318,400
Medical Emergency Fund Receivable from Institute Main Account											4,164,299	-
Interest Receivable from Institute Main Account											7,166,107	-
Advances Receivable from Institute Main Account											457,250,000	-
Interest accrued but not due											30,115,128	25,446,864
TDS Receivable from Institute Main Account											879,996	-
Total Assets											3,242,892,160	2,539,261,553
Less: Current Liabilities	33,527,488	822,592	15,681,789	-	15,669,606	-	286,103	2,698,302	-	58,000	68,743,880	48,817,360
											3,174,148,280	2,490,444,192

**INDIAN INSTITUTE OF TECHNOLOGY KANPUR**  
**ENDOWMENT FUND**  
**STATEMENT OF CASH FLOWS FOR THE YEAR ENDED 31st MARCH 2017**

<u>CASH FLOWS FROM OPERATING ACTIVITIES</u>	Amount (Rs.)	Amount (Rs.)
Donation Received	76,251,426	
Grants	2,746,671	
Interest on Investments & Others	217,587,547	
Interest on Designated SIDBI Corpus	3,858,399	
Caution Money	3,424,000	
Refundable Receipts	115,351,463	
Misc Receipts	249,677	
Received from Main Account against Advances (Principal)	12,750,000	
Received from Main Account against Advances (Interest)	49,455,000	
Donation (Cheques in Transit)	1,318,400	
Corporate Social Responsibility	14,565,000	497,557,583
Less: Expenses from DORA Promotional A/c	16,961,447	
Bank Charges	93,527	
Expenses from DORA Pool A/c	106,200	
Development/ Operational Expenditure from Interest of General Corpus and R&D Savings	30,913,847	
Development/ Operational Expenditure from Interest of Donations	43,389,787	
Payment for Donation/ Specific Use	4,285,906	
Payment to SIDBI (Interest)	6,386,002	
Payment against Refundable Receipts	114,706,320	
Payment against Grant (Ministry of Steel)	2,655,867	
Caution Money Refund	4,591,469	
Repayment of Interest / Principal on Advances	43,126,870	267,217,242
<b>Net Cash Flows from Operating Activities</b>	<b>230,340,341</b>	
 <u>CASH FLOWS FROM INVESTING ACTIVITIES</u>		
Cash Receipts	487,700,000	
Less: Cash Payments	744,900,000	
<b>Net Cash Flows from Investing Activities</b>	<b>(257,200,000)</b>	
 <u>CASH FLOWS FROM FINANCING ACTIVITIES</u>		
Cash Receipts	0	
Less: Cash Payments	0	
<b>Net Cash Flows from Financing Activities</b>	<b>0</b>	
<b>NET DECREASE IN CASH</b>	<b>(26,859,659)</b>	
Closing Cash Balance as on 31.03.2017	31,679,630	
Less: Opening Cash Balance as on 01.04.2016	58,539,289	
<b>NET DECREASE IN CASH</b>	<b>(26,859,659)</b>	



**INDIAN INSTITUTE OF TECHNOLOGY KANPUR**

**JEE**

**FINANCIAL STATEMENTS  
FOR  
THE FINANCIAL YEAR ENDED  
31<sup>ST</sup> MARCH '2017**

**INDIAN INSTITUTE OF TECHNOLOGY KANPUR**  
**JEE ACCOUNT**

**BALANCE SHEET AS ON 31st MARCH 2017**

(Amount-Rs)

CORPUS/CAPITAL FUND & LIABILITIES	CURRENT YEAR 31.03.2017		PREVIOUS YEAR 31.03.2016
<b>Reserves &amp; Surplus</b>			
Opening Balance as at 01.04.2016	84,763,791		84,763,791
Add: C/f from Income & Expenditure Account	7,757,800	92,521,591	
<b>Temporary Loans - Loan against FDR from State Bank of India</b>		-	45,000,000
<b>Current Liabilities</b>		97,317	449,459
<b>TOTAL</b>		<b>92,618,908</b>	<b>130,213,250</b>
<b>ASSETS</b>			
<b>Fixed Assets</b>			
Opening Balance as at 01.04.2016	1,160,547		
Add: Additions during the year	269,346		
Less : Depreciation	446,784	983,109	1,160,547
<b>Investments</b>			
Opening Balance as at 01.04.2016	77,534,000		
Add: Made During the year	128,484,030		
Less : Encashed during the year (MOD A/c)	115,241,000	90,777,030	77,534,000
<b>Advances</b>			
Opening Balance as at 01.04.2016	487,293		
Add: During the year	1,402,638		
Less : Refund/Adjusted during the year	1,354,849	535,082	487,293
<b>Transfer to Main Account</b>		-	49,175,000
<b>Accrued Interest</b>		313,488	1,090,642
Balance With State Bank of India	5,240		
Balance With Union Bank of India	4,959	10,199	765,768
<b>TOTAL</b>		<b>92,618,908</b>	<b>130,213,250</b>

**INDIAN INSTITUTE OF TECHNOLOGY KANPUR**  
**JEE ACCOUNT**

**INCOME AND EXPENDITURE ACCOUNT FOR THE PERIOD ENDED 31st MARCH 2017**

(Amount-Rs)

INCOME	CURRENT YEAR 31.03.2017	PREVIOUS YEAR 31.03.2016
Sale of Application Forms	26,005,687	20,044,165
Counselling Fees (Forfeited)	145,000	-
Processing Fees	743,000	11,000
Interest on Saving Bank	470,083	263,928
Interest on FDRs	4,505,173	6,194,315
Miscellaneous Income	406,889	114,300
Duplicate Admit Card Fees	18,000	-
Prior Period Adjustment	-	2,186
<b>TOTAL (A)</b>	<b>32,293,832</b>	<b>26,629,894</b>
EXPENDITURE		
Prior Period Adjustment	4,130,673	-
Staff Salary Transfer to A/c -II & A/c-I	772,462	175,000
Honorarium	10,909,600	4,166,000
Travelling, Lodging & Boarding Expenses	2,088,170	2,017,605
Telephone Expenses	34,942	32,561
Centre Expenses	4,057,560	2,740,300
Printing & Stationery	254,037	118,609
Postage Expenses	12,384	24,893
Computer Running Expenses	16,377	22,260
Security Charges	358,687	296,172
Meeting Expenses (Imperest)	-	43,644
Bank Charges	791	429
Consumables	1,453,565	491,564
Admission fees paid on behalf	-	40,000
Contingency Expenses	-	306,015
Interst to Bank on OD Limit	-	374,889
Confidential operation Expenses	-	187,630
Depreciation	446,784	5,142,391
<b>TOTAL (B)</b>	<b>24,536,032</b>	<b>16,179,962</b>
<b>BALANCE BEING EXCESS OF INCOME OVER EXPENDITURE (A-B)</b>	<b>7,757,800</b>	<b>10,449,932</b>
<b>TRANSFER TO CAPITAL FUND</b>	<b>-</b>	<b>13,500</b>
<b>BALANCE BEING SURPLUS/(DEFICIT) CARRIED TO RESERVE AND SURPLUS</b>	<b>7,757,800</b>	<b>10,436,432</b>

**INDIAN INSTITUTE OF TECHNOLOGY KANPUR**

**JEE**

**RECEIPTS AND PAYMENTS FOR THE YEAR ENDED 31st MARCH 2017**

RECEIPTS	CURRENT YEAR 31.03.2017	PAYMENTS	CURRENT YEAR 31.03.2017
<b>OPENING BALANCE:</b>		<b>ESTABLISHMENT/ADMINISTRATIVE EXPENSES</b>	
UBI	14,720	Counselling Registration Fee	44,000
SBI	751,048	Honorarium	10,909,600
		Computer Running & Maintenance	20,948
<b>INCOME</b>		Centre Expenses	4,057,560
JEE Exam Application Forms/Processing Fee	26,792,687		
Miscellaneous	32,000	Consumables	1,019,539
Duplicate Admit Card Fee	18,000	Printing & Stationery	204,244
<b>INTEREST RECEIVED</b>	4,816,380	Telephone Rental Charges	32,774
<b>REFUNDS</b>		Project Employee Salary Transfer to Account No. II	580,900
Contingencies/Consumables	235,369	Institute Employee Salary Transfer to Account No. I	374,604
Travelling, Fooding & Lodging	24,348	Travelling, Fooding & Lodging	2,658,191
		Bank Charges / Commission	751
<b>*INVESTMENT ENCASHED</b>	115,241,000	Security Charges	350,224
Seat Acceptance Fee (Counselling Fee)	31,388,000	Non-Consumables (Fixed Assets)	247,925
Transfer from Account No.I (Loan Closure)	16,459,636	<b>*INVESTMENT MADE</b>	127,548,000
Bank Transfer (UBI to SBI)- Inter Bank	50,077,500	<b>INCOME TAX DEDUCTED:</b>	
Bank Transfer (SBI to UBI)- Inter Bank	40,100,000	Printing & Stationery	924
		Travelling	2,527
		General Consumable	494
		Security Charges	7,148
		Transfer to IITBHU (Seat Acceptance Fee)	133,000
		<b>Transfer to Bank against loan of Account No.I (Seat Acceptance Fee)</b>	31,110,000
		<b>Transfer to Bank against loan of Account No.I</b>	16,455,379
		Transfer to Account No. I (Excess refunded)	4,257
		Bank Transfer (SBI to UBI)-Inter Bank	90,100,000
		Bank Transfer (UBI to SBI)-Inter Bank	77,500
		<b>CLOSING BALANCE:</b>	
		SBI	5,240
		UBI	4,959
<b>TOTAL</b>	<b>285,950,688</b>	<b>TOTAL</b>	<b>285,950,688</b>

**INDIAN INSTITUTE OF TECHNOLOGY KANPUR**

**JEE ACCOUNT**

**STATEMENT OF CASH FLOWS FOR THE YEAR ENDED 31st MARCH 2017**

		Amount (Rs.)	Amount (Rs.)
<b>CASH FLOWS FROM OPERATING ACTIVITIES</b>			
	JEE Exam Fees	26,792,687	
	Misc Income	32,000	
	Duplicate Admit Card Fees	18,000	
	Counselling Fees	31,388,000	
	Interest Received	4,816,380	
	Contingencies/ Consumables	235,369	
	Inter Bank Transfer (UBI to SBI)	50,077,500	
	Inter Bank Transfer (SBI to UBI)	40,100,000	
	Travelling, Lodging & Boarding	24,348	153,484,284
Less:	Counselling Fees	44,000	
	Honorarium	10,909,600	
	Computer Running & Maintenance	20,948	
	Centre Expenses	4,057,560	
	Consumables	1,019,539	
	Printing & Stationery	204,244	
	Telephone Expenses	32,774	
	Project Employees Salary	580,900	
	Institute Employees Salary	374,604	
	Travelling, Lodging & Boarding	2,658,191	
	Bank Charges	751	
	Security Expenses	350,224	
	Transferred to IIT BHU	133,000	
	Inter Bank Transfer (SBI to UBI)	90,100,000	
	Inter Bank Transfer (UBI to SBI)	77,500	
	Income Tax	11,093	110,574,928
	<b>Net Cash Flows from Operating Activities</b>		<b>42,909,356</b>
<b>CASH FLOWS FROM INVESTING ACTIVITIES</b>			
	Cash Receipts	115,241,000	
Less:	Cash Payments	127,795,925	
	<b>Net Cash Flows from Investing Activities</b>	<b>(12,554,925)</b>	
<b>CASH FLOWS FROM FINANCING ACTIVITIES</b>			
	Cash Receipts	16,459,636	
Less:	Cash Payments	47,569,636	
	<b>Net Cash Flows from Financing Activities</b>	<b>(31,110,000)</b>	
	<b>NET DECREASE IN CASH</b>	<b>(755,569)</b>	
	Closing Cash Balance as on 31.03.2017	10,199	
Less:	Opening Cash Balance as on 01.04.2016	765,768	
	<b>NET DECREASE IN CASH</b>	<b>(755,569)</b>	

**INDIAN INSTITUTE OF TECHNOLOGY KANPUR**

**JEE ACCOUNT**

**FIXED ASSET REGISTER AS AT 31.03.2017**

S. NO.	PARTICULARS	GROSS BLOCK				DEPRECIATION				NET BLOCK	
		AS AT 01.04.16	ADDITIONS DURING THE YEAR	DEDUCTION DURING THE YEAR	AS AT 31.03.17	AS AT 01.04.16	FOR THE YEAR	ADJ DURING THE YEAR	AS AT 31.03.17	AS AT 31.03.17	AS AT 31.03.16
1	Computer Equipment	4,302,724	223,117	-	4,525,841	3,841,925	264,470	-	4,106,395	419,446	460,799
2	General Equipment	1,358,908	46,229	-	1,405,137	945,087	124,436	-	1,069,523	335,614	413,821
3	Furniture Equipment	641,306	-	-	641,306	355,379	57,878	-	413,257	228,049	285,927
<b>TOTAL</b>		<b>6,302,938</b>	<b>269,346</b>	<b>-</b>	<b>6,572,284</b>	<b>5,142,391</b>	<b>446,784</b>	<b>-</b>	<b>5,589,175</b>	<b>983,109</b>	<b>1,160,547</b>

**INDIAN INSTITUTE OF TECHNOLOGY KANPUR**  
**JEE ACCOUNT, IIT KANPUR**  
**Statement of Investments as on 31-03-2017**

Sl. No.	Name of Bank	FDR/MOD No.	Intt. Rate %	Amount invested	Date of Investment	Date of Maturity	Period of Investment	Closing Balance as on 31.03.17	Days for Accrual	Interest Accrued on
1	SBI	34426567655 (FDR)	8.5	50,000,000.00	24.11.2014	25.11.2016	02 Years	0.00	0	
2	SBI	34796325475 (FDR)	8.5	10,000,000.00	04.03.2015	04.03.2017	02 Years	0.00	0	
3	SBI	36619249755 (FDR)	6.50%	5,000,000.00	09.03.2017	31.08.2017	175 days	5,000,000.00	22	19,589.04
4	SBI	36619250668 (FDR)	6.50%	5,000,000.00	09.03.2017	31.08.2017	175 days	5,000,000.00	22	19,589.04
5	SBI	36406976463 (MOD)	4.25%	9,500,000.00	04.01.2017	04.12.2017	11 Months	0.00	0	
6	SBI	35276699106 (MOD)	7.15%	4,582,721.00	04.10.2016	05.10.2017	02 years	4,582,721.00	0	
7	SBI	35276705927 (MOD)	7.15%	8,918,309.00	04.10.2016	05.10.2017	02 Years	8,918,309.00	0	
8	SBI	36304761873 (MOD)	4.25%	10,351,000.00	11.12.2016	11.12.2017	01 Years	10,351,000.00	0	
9	SBI	36245916336 (MOD)	6.25%	16,925,000.00	23.11.2016	23.11.2017	01 Years	16,925,000.00	0	
Sl. No.	Name of Bank	FDR No.	Intt. Rate %	Amount invested	Date of Investment	Date of Maturity	Period of Investment	Closing Balance as on 31.03.17	Days for Accrual	Interest Accrued on
1	UBI	537203020030932	7%	2,500,000.00	07.03.2017	03.10.2017	210 days	2,500,000.00	24	11,506.85
2	UBI	537203020030933	7%	2,500,000.00	07.03.2017	03.10.2017	210 days	2,500,000.00	24	11,506.85
3	UBI	537203020030934	7%	2,500,000.00	07.03.2017	03.10.2017	210 days	2,500,000.00	24	11,506.85
4	UBI	537203020030935	7%	2,500,000.00	07.03.2017	03.10.2017	210 days	2,500,000.00	24	11,506.85
5	UBI	537203020030936	7%	2,500,000.00	07.03.2017	03.10.2017	210 days	2,500,000.00	24	11,506.85
6	UBI	537203020030937	7%	2,500,000.00	07.03.2017	03.10.2017	210 days	2,500,000.00	24	11,506.85
7	UBI	537203020030938	7%	2,500,000.00	07.03.2017	03.10.2017	210 days	2,500,000.00	24	11,506.85
8	UBI	537203020030939	7%	2,500,000.00	07.03.2017	03.10.2017	210 days	2,500,000.00	24	11,506.85
9	UBI	537203020030940	7%	2,500,000.00	07.03.2017	03.10.2017	210 days	2,500,000.00	24	11,506.85
10	UBI	537203020030941	7%	2,500,000.00	07.03.2017	03.10.2017	210 days	2,500,000.00	24	11,506.85
11	UBI	537203020030942	7%	2,500,000.00	07.03.2017	03.10.2017	210 days	2,500,000.00	24	11,506.85
12	UBI	537203020030943	7%	2,500,000.00	07.03.2017	03.10.2017	210 days	2,500,000.00	24	11,506.85
13	UBI	537203020030944	7%	2,500,000.00	07.03.2017	03.10.2017	210 days	2,500,000.00	24	11,506.85
14	UBI	537203020030945	7%	2,500,000.00	07.03.2017	03.10.2017	210 days	2,500,000.00	24	11,506.85
15	UBI	537203020030946	7%	2,500,000.00	07.03.2017	03.10.2017	210 days	2,500,000.00	24	11,506.85
16	UBI	537203020030947	7%	2,500,000.00	07.03.2017	03.10.2017	210 days	2,500,000.00	24	11,506.85

**223,288.00**

**Indian Institute of Technology Kanpur**  
**JEE Account, IIT Kanpur**  
**Bank Reconciliation Statement as on March 31, 2017**  
**State Bank of India, IIT Kanpur (Account No. 10426004666)**

Opening Balance as on 01-03-2017	(+)	18,390												
Add: Receipts during the month	(+)	10,660,445												
Less: Payments made during the month	(-)	10,673,595												
<b>Closing balance as on 31-03-2017</b>		<b>5,240</b>												
<b>Add: Cheques issued not presented for payment till 31/03/17</b>	(+)	<b>5,892</b>												
<table border="1" style="width: 100%; border-collapse: collapse;"> <thead> <tr> <th style="width: 15%;">Date</th> <th style="width: 20%;">Cheq No.</th> <th style="width: 20%;">Amount</th> <th style="width: 45%;"></th> </tr> </thead> <tbody> <tr> <td style="text-align: center;">42,786</td> <td style="text-align: center;">739,567</td> <td style="text-align: center;">4,160</td> <td></td> </tr> <tr> <td style="text-align: center;">42,808</td> <td style="text-align: center;">739,589</td> <td style="text-align: center;">1,732</td> <td style="text-align: right;"><b>5,892</b></td> </tr> </tbody> </table>			Date	Cheq No.	Amount		42,786	739,567	4,160		42,808	739,589	1,732	<b>5,892</b>
Date	Cheq No.	Amount												
42,786	739,567	4,160												
42,808	739,589	1,732	<b>5,892</b>											
	(+)	<b>11,132</b>												
Less: Remittances made not credited by bank till 31/03/17 (Cheq No. 21056902 dt 31.03.17)	(-)	7,500												
<b>Balance as per Bank Statement as on 31-03-2017</b>		<b>3,632</b>												

**Union Bank of India, IIT Kanpur (Account No. 537202010000102)**

Opening Balance as on 01-03-2017	(+)	40,082,459								
Add: Receipts during the month	(+)	0								
Less: Payments made during the month	(-)	40,077,500								
<b>Closing balance as on 31-03-2017</b>		<b>4,959</b>								
<b>Add: Cheques issued not presented for payment til 31-03-2017:</b>	(+)	<b>7,500</b>								
<table border="1" style="width: 100%; border-collapse: collapse;"> <thead> <tr> <th style="width: 15%;">Date</th> <th style="width: 20%;">Cheq No.</th> <th style="width: 20%;">Amount</th> <th style="width: 45%;"></th> </tr> </thead> <tbody> <tr> <td style="text-align: center;">42,825</td> <td style="text-align: center;">21,056,902</td> <td style="text-align: center;">7,500</td> <td style="text-align: right;"><b>7,500</b></td> </tr> </tbody> </table>			Date	Cheq No.	Amount		42,825	21,056,902	7,500	<b>7,500</b>
Date	Cheq No.	Amount								
42,825	21,056,902	7,500	<b>7,500</b>							
	(+)	<b>12,459</b>								
<b>Balance as per Bank Statement as on 31-03-2017</b>		<b>12,459</b>								



**INDIAN INSTITUTE OF TECHNOLOGY KANPUR**

**JEE**

**DETAILS OF ADVANCES AS ON 31.03.2016**

<b>NAME /PARTICULARS</b>	<b>PURPOSE</b>	<b>AMOUNT</b>
Chairman JEE	Hotel Bookings	271740
Post Office	Post Office	14909
Projects' Account	Salary of Projects Employees	248433
	<b>TOTAL</b>	<b>535082</b>

**INDIAN INSTITUTE OF TECHNOLOGY KANPUR**

**GATE**

**FINANCIAL STATEMENTS  
FOR  
THE FINANCIAL YEAR ENDED  
31<sup>ST</sup> MARCH '2017**

**INDIAN INSTITUTE OF TECHNOLOGY KANPUR  
GATE ACCOUNT**

**BALANCE SHEET AS ON 31st MARCH 2017**

(Amount-Rs)

CORPUS FUND/CAPITAL & LIABILITIES	CURRENT YEAR 31.03.2017		PREVIOUS YEAR 31.03.2016
<b>RESERVE &amp; SURPLUS</b>			
OPENING BALANCE	173,293,972		
LESS: PREVIOUS YEAR LOAN ADJUSTED	40,000,000		
ADD: BALANCE FROM INCOME & EXPENDITURE	74,371,158	207,665,130	173,293,972
<b>LOAN</b>			
LOAN AGAINST FDRs		19,800,000	19,800,000
<b>CURRENT LIABILITIES &amp; PROVISIONS</b>		25,052	50,036,119
<b>TOTAL</b>		<b>227,490,182</b>	<b>243,130,091</b>
<b>ASSETS</b>			
<b>FIXED ASSETS</b>			
OPENING BALANCE	1,496,209		
ADD: ADDITION DURING THE YEAR	100,380		
LESS: DEP	829,261	767,328	1,496,209
<b>INVESTMENTS</b>			
OPENING BALANCE	21,000,000		
ADD: INVESTMENTS DURING THE YEAR	148,714,713		
LESS: MATURED & ENCASHED DURING THE YEAR	56,570,972	113,143,741	21,000,000
<b>CURRENT ASSETS, LOANS &amp; ADVANCES</b>			
TELEPHONE SECURITY	5,000		5,000
CONTINGENCY ADVANCES	60,000		105,000
INTEREST ACCRUED ON FDRs	3,410,960	3,475,960	244,306
<b>FUND TRANSFERS</b>			
INTERNAL BORROWING MAIN ACCOUNT	49,800,000		89,800,000
INTERNAL BORROWING IWD	50,000,000		50,000,000
INTERNAL BORROWING JAM	10,000,000	109,800,000	10,000,000
<b>BANK</b>			
SBI-33252014909	244,374		18,459,433
UBI-537202010000058	58,779	303,153	52,020,143
<b>TOTAL</b>		<b>227,490,182</b>	<b>243,130,091</b>

**INDIAN INSTITUTE OF TECHNOLOGY KANPUR**  
**GATE ACCOUNT**

**INCOME AND EXPENDITURE ACCOUNT FOR THE YEAR ENDING ON 31st MARCH 2017**

(Amount-Rs)

INCOME	CURRENT YEAR 2016-17	PREVIOUS YEAR 2015-16
APPLICATION FEES	110,407,572	-
SCORE CARD FEES	342,050	4,545,525
CAT-14 REFUND (COMMON SHARE)	-	3,901,496
INTEREST ON SBI A/C	605,191	2,395,109
INTEREST ON FDRs	1,895,087	33,304,290
MOU RECEIPTS	-	12,585,963
PRIOR PERIOD ADJUSTMENT	-	1,790,880
MISCELLANEOUS INCOME	-	1,577
INTEREST ACCRUED ON INVESTMENT	3,410,960	-
<b>TOTAL (A)</b>	<b>116,660,860</b>	<b>58,524,840</b>
EXPENDITURE		
HONORARIUM	25,074,125	19,963,750
CENTRE EXPENSES	8,776,425	9,186,968
TRAVELLING , ACCOMODATION AND FOODING	3,362,018	6,096,568
SECURITY EXPENSES	283,263	260,750
DAILY WAGES	129,352	31,138
MISCELLANEOUS EXPENSES	103,875	108,172
Pay & Allowances	764,884	-
TELEPHONE EXPENSES	11,483	36,426
SALARY	-	1,323,741
EXAMINATION PROCESSING FEES	-	3,921,651
POSTAGE	15,712	44,760
LEGAL & CONTINGENCY	153,773	10,000
BANK CHARGES	1,622	5,505
CONSUMABLES	1,081,289	1,107,240
INTEREST ON LOAN AGAINST FDR	1,485,167	39,058
PRINTING & STATIONERY	217,453	425,249
DEP	829,261	4,117,266
<b>TOTAL (B)</b>	<b>42,289,702</b>	<b>46,678,242</b>
<b>BALANCE SURPLUS/ (DEFICIT) TO BE CARRIED FORWARD TO RES &amp; SURP ACCOUNT</b>	<b>74,371,158</b>	<b>11,846,598</b>

**INDIAN INSTITUTE OF TECHNOLOGY KANPUR**  
**GATE ACCOUNT**

RECEIPTS AND PAYMENTS ACCOUNT FOR THE YEAR ENDED 31st MARCH 2017

(Amount-Rs)

RECEIPTS	CURRENT YEAR 31.03.2017	PREVIOUS YEAR 31.03.2016	PAYMENTS	CURRENT YEAR 31.03.2017	PREVIOUS YEAR 31.03.2016
<b>Opening Balance</b>			<b>Establishment/ Admin Exp</b>		
HDFC -12248	-	182,857	Common Share paid	4,491,283	647,872,193
UBI GATE-0058	52,020,143	559,304	Honorarium paid	25,074,125	20,053,550
SBI GATE- 4783	-	41,312,092	Centre Expenses	9,187,575	15,878,200
SBI GATE- 4909	18,459,433	77,226,107	Travelling & Accomodation	3,412,138	4,935,618
<b>Other Receipts</b>			Security Charges	281,947	238,231
Interest on Saving Bank A/c	605,191	2,395,109	Daily Wages	129,352	31,138
Interest on FDRs	940,652	33,059,984	Misc Expenses	-	108,172
Score Card Fees	342,050	4,601,025	Telephone Expenses	13,366	33,326
MOU Receipts	-	12,585,963	Printing & Stationery	217,453	425,249
CAT-14 (Common Share)	-	3,901,496	Salary (Transfer to A/c-I)	764,884	624,995
Interest Accrued on Investment	55,000	-	Examination Processing Fees paid	-	3,921,651
Misc Receipts	-	1,577	Postage Expenses	15,712	44,760
Common Share received	114,898,855	-	Legal Fees	-	10,000
<b>Prior Period Adjustment</b>			Bank Charges	1,622	5,505
Contingency Advance Refund	127,639	4,640	Membership Fees (CAT)	-	-
<b>Secured Loan</b>			Consumables	1,081,289	1,064,250
Loan Against FDR	-	19,800,000	Interest on Loan Against FDRs	1,485,167	39,058
<b>Current Liability</b>			Fixed Assets	100,380	293,428
Wrongly Credited by Bank	-	50,000,000	Refunds-Chq Cancelled/Ref	-	55,500
<b>Refunds</b>			Temporary Loans-A/c -I	-	69,800,000
Centre Charges	-	400	Temporary Loans- IWD	-	50,000,000
Honorarium	-	89,800	Investments made	111,000,000	42,000,000
Centre Expenses (DD Cancelled)	411,150	6,691,232	Advances -Cont/Taxi	-	1,309,000
Travelling & Accomodation	39,620	10,560	Contingency	340,287	-
<b>Temporary</b>			<b>Transfer</b>		
Loan Refund by Account-I	-	20,000,000	Fund Transfer to Accounts-I	-	40,698,746
Investment Encashed	20,000,000	697,500,000	Wrongly Credited by Bank	50,000,000	-
<b>Contra Items-Bank to Bank</b>			<b>Contra Item-Bank to Bank</b>		
Transfer from UBI-0058	2,000,000	-	Transfer to UBI -0058	30,000,000	-
Transfer from SBI-4909	30,000,000	-	Transfer to SBI-4909	2,000,000	-
JAM Bank A/c -21428	8,000,000	-	JAM Bank A/c -21428	8,000,000	-
			<b>Closing Balance</b>		
			UBI GATE-0058	58,779	52,020,143
			SBI GATE-4909	244,374	18,459,433
<b>TOTAL</b>	<b>247,899,733</b>	<b>1,032,416,870</b>	<b>TOTAL</b>	<b>247,899,733</b>	<b>1,032,416,870</b>

**INDIAN INSTITUTE OF TECHNOLOGY KANPUR**

**GATE ACCOUNT**

**STATEMENT OF CASH FLOWS FOR THE YEAR ENDED 31st MARCH 2017**

	Amount (Rs.)	Amount (Rs.)
<b>CASH FLOWS FROM OPERATING ACTIVITIES</b>		
Interest on Savings Bank A/c	605,191	
Interest on FDRs	995,652	
Score Card Fees	342,050	
Common Share received	114,898,855	
Contingency Advance Refund	127,639	
Centre Expenses (DD Cancelled)	411,150	
Travelling & Boarding	39,620	
Inter Bank Transfer (UBI-SBI)	2,000,000	
Inter Bank Transfer (SBI-UBI)	30,000,000	149,420,157
Less: Common Share paid	4,491,283	
Honorarium paid	25,074,125	
Centre Expenses	9,187,575	
Travelling & Boarding	3,412,138	
Security Charges	281,947	
Daily Wages	129,352	
Telephone Expenses	13,366	
Printing & Stationery	217,453	
Salary (Transfer to A/c-I)	764,884	
Postage Expenses	15,712	
Bank Charges	1,622	
Consumables	1,081,289	
Interest on Loan Against FDRs	1,485,167	
Contingency	340,287	
Inter Bank Transfer (UBI-SBI)	30,000,000	
Inter Bank Transfer (SBI-UBI)	2,000,000	78,496,200
<b>Net Cash Flow from Operating Activities</b>		<b>70,923,957</b>
<b>CASH FLOWS FROM INVESTING ACTIVITIES</b>		
Cash Receipts	28,000,000	
Less: Cash Payments	119,100,380	
<b>Net Cash Flows from Investing Activities</b>	<b>(91,100,380)</b>	
<b>CASH FLOWS FROM FINANCING ACTIVITIES</b>		
Cash Receipts	0	
Less: Cash Payments	0	
<b>Net Cash Flows from Financing Activities</b>	<b>0</b>	
<b>NET DECREASE IN CASH</b>	<b>(20,176,423)</b>	
Closing Cash Balance as on 31.03.2017	50,303,153	
Less: Opening Cash Balance as on 01.04.2016	70,479,576	
<b>NET DECREASE IN CASH</b>	<b>(20,176,423)</b>	

**INDIAN INSTITUTE OF TECHNOLOGY KANPUR**  
**GATE ACCOUNT**

**FIXED ASSET REGISTER AS AT 31.03.2017**

S.NO.	PARTICULARS	GROSS BLOCK				DEPRECIATION				NET BLOCK	
		AS AT 01.04.16	ADDITIONS DURING THE YEAR	DEDUCTIONS DURING THE YEAR	AS AT 31.03.17	AS AT 01.04.16	FOR THE PERIOD ENDING 31.03.17	ADJ MADE DURING THE YEAR	AS AT 31.03.17	31.03.17	31.03.16
1	Computer	3,977,701	100,380	-	4,078,081	3,111,092	681632	-	3,792,724	285,357	866,609
2	General Equipment	1,087,392	-	-	1,087,392	638,593	98137	-	736,730	350,662	448,799
3	Furniture Equipment	548,382	-	-	548,382	367,581	49491	-	417,072	131,310	180,801
	<b>TOTAL</b>	<b>5,613,475</b>	<b>100,380</b>	<b>-</b>	<b>5,713,855</b>	<b>4,117,266</b>	<b>829,261</b>	<b>-</b>	<b>4,946,527</b>	<b>767,328</b>	<b>1,496,209</b>

## GATE ACCOUNT

### BANK RECONCILIATION STATEMENT AS ON 31.03.2017

1

#### STATE BANK OF INDIA - SB A/C - 33252014909

BALANCE AS PER BOOKS				244,374
<b>ADD : CHEQUE ISSUED BUT NOT PRESENTED FOR PAYMENT</b>				
SR. NO.	DATE	CHEQUE NO.	AMOUNT	
1	06.03.17	286,225	1,024	
2	08.03.17	13,732	496	
3	16.03.17	13,733	1,369	
4	16.03.17	13,735	477	
5	31.03.17	13,746	500,000	
				503,366
				747,740
<b>LESS : CHEQUE DEPOSITED BUT NOT CREDITED BY BANK</b>				
1				0
<b>ADJUSTED BALANCE</b>				<b>747,740</b>
<b>BALANCE AS PER BANK</b>				<b>747,740</b>

2

#### UNION BANK OF INDIA - SB A/C - 537202010000058

BALANCE AS PER BOOKS				58,779
<b>ADD : CHEQUE ISSUED BUT NOT PRESENTED FOR PAYMENT</b>				
SR. NO.	DATE	CHEQUE NO.	AMOUNT	
1	08.03.17	301,482	502	
2	08.03.17	301,784	420	
3	08.03.17	301,488	4,074	
4	31.03.17	301,790	764,884	769,880
				828,659
<b>LESS : CHEQUE DEPOSITED BUT NOT CREDITED BY BANK</b>				
1	31.03.17		500,000	500,000
<b>ADJUSTED BALANCE</b>				<b>328,659</b>
<b>BALANCE AS PER BANK</b>				<b>328,659</b>



**INDIAN INSTITUTE OF TECHNOLOGY KANPUR**

**JAM**

**FINANCIAL STATEMENTS  
FOR  
THE FINANCIAL YEAR ENDED  
31<sup>ST</sup> MARCH '2017**

**INDIAN INSTITUTE OF TECHNOLOGY KANPUR**  
**JAM ACCOUNT**

BALANCE SHEET AS ON 31st MARCH 2017

(Amount-Rs)

CORPUS FUND/CAPITAL & LIABILITIES	CURRENT YEAR 31.03.2017		PREVIOUS YEAR 31.03.2016	
	AMOUNT	AMOUNT	AMOUNT	AMOUNT
<b>RESERVE &amp; SURPLUS</b>				
OPENING BALANCE	3,875,313		1,448,833	
ADD: BALANCE FROM INCOME & EXPENDITURE	3,465,171	7,340,484	2,426,480	3,875,313
<b>TRANSFERS</b>				
INTERNAL BORROWING (GATE)		10,000,000		10,000,000
<b>TOTAL</b>		<b>17,340,484</b>		<b>13,875,313</b>
<b>ASSETS</b>				
	<b>CURRENT YEAR</b>	<b>31.03.2017</b>	<b>PREVIOUS YEAR</b>	<b>31.03.2016</b>
	<b>AMOUNT</b>	<b>AMOUNT</b>	<b>AMOUNT</b>	<b>AMOUNT</b>
<b>INVESTMENTS</b>				
OPENING BALANCE	10,930,834		10,000,000	
ADD: INVESTMENT DURING THE YEAR	16,000,000		930,834	
LESS: ENCASHED DURING THE YEAR	10,930,834	16,000,000	-	10,930,834
<b>ACCRUED INTEREST</b>				
INTEREST ACCRUED ON INVESTMENTS		1,246,202		825,412
<b>BANK BALANCES</b>				
SBI-3325021428		94,282		2,119,067
<b>TOTAL</b>		<b>17,340,484</b>		<b>13,875,313</b>

**INDIAN INSTITUTE OF TECHNOLOGY KANPUR**  
**JAM ACCOUNT**

INCOME AND EXPENDITURE ACCOUNT FOR THE YEAR ENDING ON 31st MARCH 2017

(Amount-Rs)

INCOME	CURRENT YEAR 31.03.2017	PREVIOUS YEAR 31.03.2016
COMMON SHARE	4,491,283	2,415,442
INTEREST FROM SB ACCOUNT	102,973	61,325
ADMISSION FEES (NET)	5,000	-
INTEREST ON FDRs	132,450	1,756,246
INTEREST ACCRUED ON FDRs	1,246,202	
<b>TOTAL (A)</b>	<b>5,977,908</b>	<b>4,233,013</b>
EXPENDITURE	CURRENT YEAR 31.03.2017	PREVIOUS YEAR 31.03.2016
SALARY /HONORARIUM (Including TDS)	1,772,000	1,071,211
CENTER EXPENSES	694,700	680,180
PRINTING & STATIONERY	46,037	14,947
CONTINGENCY & FOOD EXPENSES	-	30,195
PRIOR PERIOD ADJUSTMENTS	-	10,000
<b>TOTAL (B)</b>	<b>2,512,737</b>	<b>1,806,533</b>
<b>BALANCE SURPLUS/ (DEFICIT) TO BE CARRIED FORWARD TO RES &amp; SURP ACCOUNT</b>	<b>3,465,171</b>	<b>2,426,480</b>

**INDIAN INSTITUTE OF TECHNOLOGY KANPUR**  
**JAM ACCOUNT**

RECEIPTS AND PAYMENTS ACCOUNT FOR THE YEAR ENDED 31st MARCH 2017

(Amount-Rs)

RECEIPTS	CURRENT YEAR 31.03.2017	PREVIOUS YEAR 31.03.2016	PAYMENTS	CURRENT YEAR 31.03.2017	PREVIOUS YEAR 31.03.2016
<b>OPENING BALANCE</b>			<b>ESTABLISHMENT/ADMINISTRATION EXP</b>		
SBI--33252021428	2,119,068	1,448,833	Honorarium	1,555,100	1,078,211
			Centre Exp	694,700	712,140
<b>OTHER INCOME</b>			Printing & Stationery	46,037	14,947
Common Share (JAM-2015)	4,491,283	2,415,442	Prior Period Adj (Admission Fees)	0	10,000
Admission Fees	15,000	0	TDS on Honorarium Payable	216,900	0
Interest on Saving Bank A/c	102,973	61,325	Admission Fees	10,000	0
Interest on Investment	132,450	0	<b>ADVANCES</b>		
Interest Accrued on Investment (Previous Year)	825,412	0	Contingency & Food Advance	0	71,625
<b>REFUNDS</b>			<b>CONTRA ITEMS</b>	8,000,000	0
Honorarium Refund	0	7,000			
Centre Exp Refund	0	31,960	<b>INVESTMENT MADE</b>	16,000,000	0
<b>INVESTMENT ENCASHED (Including Interest)</b>	10,930,834	0	<b>CLOSING BALANCE</b>		
<b>CONTRA ITEMS</b>	8,000,000	0	SBI-33252021428	94,283	2,119,067
<b>ADVANCES</b>					
Contingency & Food Advance	0	41,430			
<b>TOTAL</b>	<b>26,617,020</b>	<b>4,005,990</b>	<b>TOTAL</b>	<b>26,617,020</b>	<b>4,005,990</b>

**INDIAN INSTITUTE OF TECHNOLOGY KANPUR**

**JAM ACCOUNT**

**STATEMENT OF CASH FLOWS FOR THE YEAR ENDED 31st MARCH 2017**

		Amount (Rs.)	Amount (Rs.)
<b>CASH FLOWS FROM OPERATING ACTIVITIES</b>			
	Common Share (JAM-2015)	4,491,283	
	Admission Fees	15,000	
	Interest on Savings Bank A/c	102,973	
	Interest on Investments	132,450	
	Interest Accrued on Investments (Previous Year)	825,412	5,567,118
Less:	Honorarium	1,555,100	
	Centre Exp	694,700	
	Printing & Stationery	46,037	
	TDS on Honorarium Payable	216,900	
	Admission Fees	10,000	2,522,737
	<b>Net Cash Flows from Operating Activities</b>		<b>3,044,381</b>
<b>CASH FLOWS FROM INVESTING ACTIVITIES</b>			
	Cash Receipts	18,930,834	
Less:	Cash Payments	24,000,000	
	<b>Net Cash Flows from Investing Activities</b>	<b>(5,069,166)</b>	
<b>CASH FLOWS FROM FINANCING ACTIVITIES</b>			
	Cash Receipts	0	
Less:	Cash Payments	0	
	<b>Net Cash Flows from Financing Activities</b>	<b>0.00</b>	
<b>NET DECREASE IN CASH</b>		<b>(2,024,785)</b>	
	Closing Cash Balance as on 31.03.2017	94,282	
Less:	Opening Cash Balance as on 01.04.2016	2,119,067	
	<b>NET DECREASE IN CASH</b>	<b>(2,024,785)</b>	

**INDIAN INSTITUTE OF TECHNOLOGY KANPUR**

**Statement of Investments from JAM Account**

S.No.	Name of Agency	Bond/	Rate of	Investments	Investment encashed	Investment Made	Date of	Closing balance	Date of	Date of	Interest received During the year 2016-17			Accrued Interest
		Certificate No.	Interest	as on 1.04.2016	during F.Y. 2016-17	during the year 2016-17	Openin g	as on 31.03.17	Investment	Maturity				
1	UBI	302-140048	7.55%			5,000,000		5,000,000	06-08-2016	07-08-17				389438
2	UBI	302-140049	7.55%			5,000,000		5,000,000	06-08-2016	07-08-17				389438
3	UBI	302-140050	7.55%			1,000,000		1,000,000	06-08-2016	07-08-17				77888
4	UBI	303-140097	7.55%			5,000,000		5,000,000	06-08-2016	04-09-17				389438
5	SBI	33813792667	9.00%	5,465,417	5,465,417			0			478,931			
6	SBI	33813793604	9.00%	5,465,417	5,465,417			0			478,931			
				<b>10,930,834</b>	<b>10,930,834</b>	<b>16,000,000</b>		<b>16,000,000</b>			<b>957,862</b>	<b>0</b>	<b>0</b>	<b>1,246,202</b>

**JAM ACCOUNT**

**STATE BANK OF INDIA - SB A/C - 33252021428**

<b>BALANCE AS PER BOOKS</b>				<b>94,283</b>
<b>ADD : CHEQUE ISSUED BUT NOT PRESENTED FOR PAYMENT</b>				
<b>SR. NO.</b>	<b>DATE</b>	<b>CHEQUE NO.</b>	<b>AMOUNT</b>	
				0
				94,283
<b>LESS : CHEQUE DEPOSITED BUT NOT CREDITED BY BANK</b>				
				0
<b>ADJUSTED BALANCE</b>				<b>94,283</b>
<b>BALANCE AS PER BANK</b>				<b>94,283</b>

**INDIAN INSTITUTE OF TECHNOLOGY KANPUR**

**VISITOR'S HOSTEL**

**FINANCIAL STATEMENTS  
FOR  
THE FINANCIAL YEAR ENDED  
31<sup>ST</sup> MARCH '2017**



**INDIAN INSTITUTE OF TECHNOLOGY KANPUR**  
**VISITORS' HOSTEL**

**BALANCE SHEET AS ON 31st MARCH 2017**

(Amount-Rs)

<b>CORPUS/CAPITAL FUND &amp; LIABILITIES</b>	<b>CURRENT YEAR</b>		<b>PREVIOUS YEAR</b>
	<b>31.03.2017</b>		<b>31.03.2016</b>
<b>RESERVES &amp; SURPLUS</b>			
Opening Balance as at 01.04.2016	25,546,698		
Add : C/F from Income & Expenditure Account	6,848,206	32,394,904	25,546,698
<b>CURRENT LIABILITY</b>			
Wages (Service Charges) Payable		2,239,408	2,841,563
General Consumables Payable			28,703
Statutory Liability		-	
<b>TOTAL</b>		<b>34,634,312</b>	<b>28,416,964</b>
<b>ASSETS</b>			
<b>FIXES ASSET</b>			
Opening Balance as at 01.04.2016	58,371		
Less : Depreciation for the year	5,545	52,826	58,371
<b>SECURITY DEPOSIT</b>		18,000	18,000
<b>INCOME ACCRUED &amp; DUE</b>			
Rent Room Receivable	3,766,191		
Facility Rent Receivable	786,240		
Mess Dues Receivable	2,099,635	6,652,066	5,067,007
<b>CURRENT ASSET</b>			
Transfer to IITK		16,966,423	12,241,675
Prepaid Expenses (Cable Tv Charges)		85,067	85,067
State Bank of India - 10426004893		10,859,930	10,946,844
<b>TOTAL</b>		<b>34,634,312</b>	<b>28,416,964</b>

**INDIAN INSTITUTE OF TECHNOLOGY KANPUR**  
**VISITORS' HOSTEL ACCOUNT**

**INCOME AND EXPENDITURE ACCOUNT FOR THE YEAR ENDED 31st MARCH 2017**

(Amount-Rs)

INCOME	CURRENT YEAR 31.03.2017		PREVIOUS YEAR 31.03.2016
<b>ROOM RENT</b>			
Room Rent	14,429,425		20,666,132
Facilities Rent	2,144,793		2,221,382
VH Extension Rent	2,730,709	19,304,927	2,767,763
Mess Receipt		8,884,967	9,230,017
Interest on Saving Bank A/c		667,323	524,461
Service Charges (Dining Hall)		-	12,425
Miscellaneous Receipts		4,000	12,296
Delhi Guest house rent received		-	17,250
<b>TOTAL (A)</b>		<b>28,861,217</b>	<b>35,451,726</b>
<b>EXPENDITURE</b>			
Mess Consumables		10,932,151	4,560,348
Salary		1,673,964	1,529,236
Service Charges To Contractor		8,627,249	12,493,330
Repair & Maintenance		188,571	246,016
Cable TV Charges		510,400	463,533
Printing & Stationery		-	17,280
Bank Charges		75,131	64,852
Miscellaneous Expenses		-	19,754
Depreciation		5,545	189,572
<b>TOTAL (B)</b>		<b>22,013,011</b>	<b>19,583,921</b>
<b>BALANCE BEING EXCESS OF INCOME OVER EXPENDITURE (A-B)</b>		<b>6,848,206</b>	<b>15,867,805</b>
Transfer to Capital Fund		-	-
Transfer to / from General Reserve		-	-
<b>BALANCE BEING SURPLUS/ (DEFICIT) CARRIED TO RESERVE AND SURPLUS</b>		<b>6,848,206</b>	<b>15,867,805</b>

**INDIAN INSTITUTE OF TECHNOLOGY KANPUR**

**VISITORS' HOSTEL ACCOUNT**

**RECEIPTS AND PAYMENTS FOR THE YEAR ENDED 31st MARCH 2017**

(Amount-Rs)

RECEIPTS	CURRENT YEAR 31.03.2017	PREVIOUS YEAR 31.03.2016	PAYMENTS	CURRENT YEAR 31.03.2017	PREVIOUS YEAR 31.03.2016
<b>OPENING BALANCE</b>			<b>ESTABLISHMENT / ADM. EXP.</b>		
SBI- 10426004893	10,946,844	9,461,350	Bank Charges	75,131	64,852
			Cable TV/Dish TV Charges	-	548,600
<b>INCOME</b>			Mess Consumables	11,783	3,398,167
Room Rent	13,178,527	13,298,093	Miscellaneous Expenses	-	4,665
Facilities Rent	2,166,688	1,413,247			
VH Extension Rent	2,730,709	2,265,935	<b>FIXED ASSETS</b>		
Interest from Bank on SB A/c	667,323	524,461	Fixed Asset Purchased	-	48,400
Mess Receipts	8,528,911	7,486,438			
Service Charges	-	12,425	<b>TRANSFER TO IITK</b>		
Delhi Guest house rent recd.	-	17,250	Room Rent	13,178,527	13,259,893
Miscellaneous Receipt	4,000	12,296	Facilities Rent	2,166,688	1,413,247
			VH Extension Rent	2,730,709	2,265,935
			Service Charges	-	2,540,892
			Mess Receipts	8,528,911	-
			Miscellaneous Receipt	4,000	-
			Interest from Bank on SB A/c	667,323	-
			<b>CLOSING BALANCE</b>		
			SBI - 10426004893	10,859,930	10,946,844
<b>TOTAL</b>	<b>38,223,002</b>	<b>34,491,495</b>	<b>TOTAL</b>	<b>38,223,002</b>	<b>34,491,495</b>

NOTES :

- 15% OF MESS CHARGES RECEIVED ARE TRANSFERRED TO IITK
- 100% of Room Rent is Transferred to IITK
- 100% of Facility Rent is Transferred to IITK
- No income against Rooms booked by IITK has been taken as no bill has been drawn.
- From Feburary'2016 onwards 100% of Mess Charges Received are Transferred to IITK.

**INDIAN INSTITUTE OF TECHNOLOGY KANPUR**

**VISITORS' HOSTEL ACCOUNT**

**STATEMENT OF CASH FLOWS FOR THE YEAR ENDED 31st MARCH 2017**

		Amount (Rs.)	Amount (Rs.)
<b>CASH FLOWS FROM OPERATING ACTIVITIES</b>			
	Room Rent	13,178,527	
	Facilities Rent	2,166,688	
	VH Extension Rent	2,730,709	
	Interest from Bank on SB A/c	667,323	
	Mess Receipts	8,528,911	
	Miscellaneous Receipt	4,000	27,276,158
Less:	Bank Charges	75,131	
	Mess Consumables	11,783	
	Room Rent	11,784,167	
	Facilities Rent	1,802,008	
	VH Extension Rent	2,360,901	
	Mess Receipts	7,646,706	
	Miscellaneous Receipt	4,000	
	Interest from Bank on SB A/c	538,292	24,222,988
	<b>Net Cash Flows from Operating Activities</b>		<b>3,053,170</b>
<b>CASH FLOWS FROM INVESTING ACTIVITIES</b>			
	Cash Receipts	0	
Less:	Cash Payments	0	
	<b>Net Cash Flows from Investing Activities</b>	<b>0</b>	
<b>CASH FLOWS FROM FINANCING ACTIVITIES</b>			
	Cash Receipts	0	
Less:	Cash Payments	0	
	<b>Net Cash Flows from Financing Activities</b>	<b>0</b>	
<b>NET INCREASE IN CASH</b>		<b>3,053,170</b>	
	Closing Cash Balance as on 31.03.2017	14,000,014	
Less:	Opening Cash Balance as on 01.04.2016	10,946,844	
	<b>NET INCREASE IN CASH</b>	<b>3,053,170</b>	

**INDIAN INSTITUTE OF TECHNOLOGY KANPUR**  
**VISITORS' HOSTEL**

**FIXED ASSET REGISTER AS AT 31.03.2017**

S. NO.	PARTICULARS	RATE	GROSS BLOCK				DEPRECIATION			NET BLOCK	
			AS AT 01.04.16	ADDITIONS DURING THE YEAR	DEDUCTION DURING THE YEAR	AS AT 31.03.17	AS AT 01.04.16	FOR THE YEAR	AS AT 31.03.17	31.03.17	31.03.16
1	General Equipment	9.50%	239,993	-	-	239,993	182,020	5,507	187,527	52,466	57,973
2	Furniture Equipment	9.50%	7,950	-	-	7,950	7,552	38	7,590	360	398
<b>TOTAL</b>			<b>247,943</b>	<b>-</b>	<b>-</b>	<b>247,943</b>	<b>189,572</b>	<b>5,545</b>	<b>195,117</b>	<b>52,826</b>	<b>58,371</b>

**INDIAN INSTITUTE OF TECHNOLOGY KANPUR**  
**VISITORS' HOSTEL**

**BANK RECONCILIATION STATEMENT AS ON 31.03.2017**  
**STATE BANK OF INDIA - SB A/C - 10426004893**

<b>BALANCE AS PER BOOKS</b>				<b>10,859,930</b>
<b>LESS : CHEQUE DEPOSITED BUT NOT CREDITED BY BANK</b>				
1	28.03.2017	910269	138,333	
2	31.03.2017	CARD PAYMENT	40,880	179,213
<b>ADD: CHEQUE ISSUED BUT NOT DEBITED IN BANK</b>				
1	31.03.2017	665360	3,140,084	3,140,084
<b>BALANCE AS PER BANK</b>				<b>13,820,801</b>

**INDIAN INSTITUTE OF TECHNOLOGY KANPUR**

**HALL MANAGEMENT  
(CONSOLIDATED & INDIVIDUAL)**

**FINANCIAL STATEMENTS  
FOR  
THE FINANCIAL YEAR ENDED  
31<sup>ST</sup> MARCH '2017**

**INDIAN INSTITUTE OF TECHNOLOGY KANPUR**  
**HALL MANAGEMENT ACCOUNT**  
**CONSOLIDATED BALANCE SHEET AS AT 31st MARCH'2017**

(Amount-Rs)

CORPUS/CAPITAL FUND & LIABILITIES	ANNEXURE	CURRENT YEAR 31.03.2017		PREVIOUS YEAR 31.03.2016
<b>RESERVES &amp; SURPLUS</b>				
Opening Balance as at 01.04.2016		(46,562,412)		
Add: Amount Pertain to PY Reversed		17,996,912		
Add: Liabilities of Hall Affairs Written off		34,340,429		
Add: Adjustment of PY Payable to Main Account		9,461,442		
Add : C/F from Income & Expenditure Account		(6,899,423)	8,336,948	(46,562,412)
<b>Current Liabilities</b>	<b>A</b>			
Transferred to Main Account				9,461,442
Statutory Liabilities		50,193		234,333
Payable to Hall Affairs		5,000,000		39,340,429
Pension Payable		2,132,188		1,949,041
Payable to Fund Hall Management		261,470		317,570
Liability Against Expenses		2,471,427	9,915,278	3,678,771
<b>TOTAL</b>			<b>18,252,226</b>	<b>8,419,174</b>
<b>ASSETS</b>				
<b>Fixed Assets</b>				
Opening Balance as at 01.04.2016		12,154		
Less : Depreciation for the year		912	11,242	12,154
<b>Investments</b>	<b>B</b>			
Opening Balance as at 01.04.2016		3,356,273		
Add : Made during the year				
Add : Interest on FDR's renewed during the year		267,769		
Less : Encashed during the year			3,624,042	3,356,273
<b>Current Assets</b>				
Bank Balances		7,009,223		
Prepaid Insurance		8,853		
Interest Accrued on FDRs		107,272		
TDR Kept as Security Money (Contractor)		2,100,000	9,225,348	4,467,362
<b>Advances</b>				
Grant Receivable from Main Account		4,477,937		
Festival Advance (Staff)	<b>C</b>	76,500		78,750



Festival Advance (DWW)	D	94,000		
Medical Advance	E	180,681		98,259
Advance to Staff against Salary	F	562,476		401,376
Imprest Advance			5,391,594	5,000
<b>TOTAL</b>			<b>18,252,226</b>	<b>8,419,174</b>

NOTES :

- 1
- 2
- 3

**INDIAN INSTITUTE OF TECHNOLOGY KANPUR**  
**HALL MANAGEMENT ACCOUNT**

**CONSOLIDATED INCOME AND EXPENDITURE ACCOUNT FOR THE YEAR ENDED 31ST MARCH'2017**

(Amount-Rs)

INCOME	SCH	CURRENT YEAR 31.03.2017	PREVIOUS YEAR 31.03.2016
Grant From Institute		48,478,354	19,039,393
Prior Period Income		0	355,618
Miscellaneous Income		0	2,931
Interest on FDR's		269,149	393,202
Interest on Saving Bank A/c		194,091	167,940
<b>TOTAL (A)</b>		<b>48,941,594</b>	<b>19,959,084</b>
EXPENDITURE			
Pay & Allowances and Fund		20,054,286	31,817,364
Gratuity & Pension		6,859,142	16,462,031
Family Pension, Pension and Ex Gratia		26,134,063	24,573,131
Leave Encashment		1,935,020	2,199,630
Computer Expenses		10,800	0
Liveries		195,817	44,640
Honorarium		17,908	47,150
Bank Charges		1,558	1,877
Printing & Stationery		15,612	17,427
Medical Reimbursement		119,820	140,631
Medical Expense		215,767	826,198
Tuition Fee Reimbursement		30,184	37,800
Staff Welfare Expenses		101,602	283,735
Professional Fees		16,200	18,600
Travelling Conveyance & LTC		20,415	7,033
Insurance Premium		13,397	4,710
Office Expense		0	2,015
Audit Fee		0	22,800
Misc Expense		98,514	7,200
Prior Period Expense		0	50,038
Transfer to Pension Hall Management Account			
Depreciation		912	845
<b>TOTAL (B)</b>		<b>55,841,017</b>	<b>76,564,855</b>
<b>BEING SURPLUS/ (DEFICIT) CARRIED TO RESERVE AND SURPLUS</b>		<b>(6,899,423)</b>	<b>(56,605,771)</b>

**INDIAN INSTITUTE OF TECHNOLOGY KANPUR**  
**HALL MANAGEMENT ACCOUNT**

**CONSOLIDATED RECEIPTS AND PAYMENTS FOR THE YEAR ENDED 31ST MARCH' 2017**

(Amount-Rs)

RECEIPTS	CURRENT YEAR 31.03.2017	PREVIOUS YEAR 31.03.2016	PAYMENTS	CURRENT YEAR 31.03.2017	PREVIOUS YEAR 31.03.2016
<b>OPENING BALANCES</b>			<b>ESTABLISHMENT /ADM.EXP.</b>		
Balance with Bank - Hall Management	1,096,364	4,983,695	Pay & Allowances	20,767,203	30,694,851
Balance with Bank - Pension Hall Management	1,156,136	6,967,676	Gratuity & Pension	6,859,142	16,462,031
			Leave Encashment	1,136,040	2,199,630
<b>GRANT RECEIVED</b>			Family Pension, Pension and Ex Gratia	25,950,916	22,648,037
From Institute	61,997,329	9,452,700	Liveries	195,817	44,640
			Honorarium	267,948	47,150
<b>INCOME</b>			Medical Reimbursement	119,820	140,631
Interest on Saving Bank A/c	194,091	167,940	Tuition Fees Reimbursement	30,184	37,800
Miscellaneous Income	225	2,931	Bank Charges	1,558	1,877
Honorarium Receipts	250,040	0	Staff Welfare Expenses	101,602	265,555
Cheque Cancelled Pension	0	23,947	Professional Fees	10,800	18,600
			Printing & Stationery	21,012	17,427
<b>LOANS</b>			Travelling & Conveyance/LTC	20,415	7,033
From Fund Hall Management	0	345,887	Insurance Premium	13,280	13,680
			Office Expense	0	2,015
<b>REFUND - ADVANCES</b>			Audit Fee (2014-15)	0	22,800
Medical	57,411	240,221	Misc Expense	93,739	7,200
Festival	78,750	81,000	Computer Expenses	10,800	0
Advance to Staff (Old Salary Recoverable)	682,900	293,892	<b>ADVANCES</b>		
			Medical	355,600	506,500
<b>INVESTMENTS ENCASHED</b>			Festival	170,500	81,000
Contractor Security	0	200,000	Advance to Staff	844,000	515,000
			Imprest Advance	0	5,000
			Refund - Contractor Security Money	1,000,000	4,967,430
			Fund Hall Management	0	345,887
			<b>FIXED ASSETS</b>		
			Mobile Phone	0	12,999

**INDIAN INSTITUTE OF TECHNOLOGY KANPUR**  
**HALL MANAGEMENT ACCOUNT**

**CONSOLIDATED RECEIPTS AND PAYMENTS FOR THE YEAR ENDED 31ST MARCH' 2017**

(Amount-Rs)

RECEIPTS	CURRENT YEAR 31.03.2017	PREVIOUS YEAR 31.03.2016	PAYMENTS	CURRENT YEAR 31.03.2017	PREVIOUS YEAR 31.03.2016
<b>CONTRA</b>			<b>CONTRA</b>		
Hall Affairs	26,500,000	58,379,822	Pension Hall Management Account	36,000,000	31,672,592
Hall Management	36,000,000	31,672,592	Hall Affairs	26,500,000	0
Pension Hall Management	0	3,472,592	Fund Hall Management	317,570	6,000,000
Fund Hall Management	0	6,000,000	Hall Management Account	0	3,472,592
<b>REFUNDABLE RECEIPTS</b>			<b>REFUNDABLE PAYMENTS</b>		
GSLI	68,518	421,770	GSLI	284,595	244,208
			<b>CLOSING BALANCE</b>		
			Balance with Union Bank of India-Hall Management	2,621,947	1,096,364
			Balance with Union Bank of India-Pension Hall Management	4,387,276	1,156,136
<b>TOTAL</b>	<b>128,081,764</b>	<b>122,706,665</b>	<b>TOTAL</b>	<b>128,081,764</b>	<b>122,706,665</b>

**NOTES**

I. Cheques cancelled amount have been reduced from their respective expenditure

**HALL MANAGEMENT**

**CONSOLIDATED STATEMENT OF CASH FLOWS FOR THE YEAR ENDED 31st MARCH 2017**

<b>CASH FLOWS FROM OPERATING ACTIVITIES</b>		Amount (Rs.)	Amount (Rs.)
	Grant Received Main Account	61,997,329	
	Interest on Savings Bank	194,091	
	Misc Income	225	
	Receipts against Honorarium	250,040	<b>62,441,685</b>
Less:	Pay & Allowances	21,084,773	
	Gratuity and Commuted Pension	6,859,142	
	Family Pension, Pension & Ex Gratia	25,950,916	
	Leave Encashment	1,136,040	
	Liveries	195,817	
	Honorarium	267,948	
	Medical Reimbursement	119,820	
	Tuition Fees Reimbursement	30,184	
	Bank Charges	1,558	
	Staff Welfare Expenses	101,602	
	Professional Fees	10,800	
	Printing & Stationery	21,012	
	Insurance Premium	13,280	
	Computer Expenses	10,800	
	Misc Expenses	93,739	
	Travelling & Conveyance/LTC	20,415	<b>(55,917,846)</b>
Add:	Medical Advance Refunds	57,411	
	Festival Advance Refunds	78,750	
	Refund of Staff Advance	682,900	
	Refund of GSLI	68,518	<b>887,579</b>
Less:	Medical Advances	355,600	
	Festival Advances	170,500	
	Advance to Staff	844,000	
	Refund to GSLI	284,595	
	Refund Contractor Security Money	1,000,000	<b>(2,654,695)</b>
	<b>Net Cash Flows from Operating Activities</b>		<b>4,756,723</b>
<b>CASH FLOWS FROM INVESTING ACTIVITIES</b>			
	Hall Affairs	26,500,000	
	Hall Management Account	36,000,000	
Less:	Hall Affairs	26,500,000	
	Pension Hall Management	36,000,000	
	<b>Net Cash Flows from Investing Activities</b>		
<b>CASH FLOWS FROM FINANCING ACTIVITIES</b>			
	Cash Receipts	0	
Less:	Cash Payments	0	
	<b>Net Cash Flows from Financing Activities</b>	0	
<b>NET INCREASE IN CASH</b>		<b>4,756,723</b>	
	Closing Cash Balance as on 31.03.2017	7,009,223	
Less:	Opening Cash Balance as on 01.04.2016	2,252,500	
	<b>NET INCREASE IN CASH</b>	<b>4,756,723</b>	

**INDIAN INSTITUTE OF TECHNOLOGY KANPUR**  
**HALL MANAGEMENT ACCOUNT**

**BALANCE SHEET AS AT 31st MARCH 2017**

(Amount-Rs)

CORPUS/CAPITAL FUND & LIABILITIES	ANNEXURE	CURRENT YEAR 31.03.2017		PREVIOUS YEAR 31.03.2016
<b>RESERVES &amp; SURPLUS</b>				
Opening Balance as at 01.04.2016		(40,769,507)		
Add: Amount Pertain to Previous Year Reversed		17,996,912		
Add: Liabilities of Hall Affairs Written Off		34,340,429		
Add: Adjustment of Previous Year Payable to IIT K		9,461,442		
Add : C/F from Income & Expenditure Account		-3,241,011	17,788,265	(40,769,507)
<b>Current Liabilities</b>	<b>A</b>			
Transfer IIT K		-		9,461,442
Statutory Liabilities		50,193		234,333
Payable to Hall Affairs		-		34,340,429
Payable to Fund Hall Management		261,470		317,570
Liability Against Expenses		2,471,427	2,783,090	3,678,771
<b>TOTAL</b>			<b>20,571,355</b>	<b>7,263,038</b>
<b>ASSETS</b>				
<b>Fixed Assets</b>				
Mobile Phone		12,154		
Less : Depreciation for the year		912	11,242	12,154
<b>Investments</b>	<b>B</b>			
Opening Balance as at 01.04.2016		3,356,273		
Add : Made during the year		-		
Add : Interest on FDR's renewed during the year		267,769		
Less : Encashed during the year		-	3,624,042	3,356,273
<b>Current Assets</b>				
Bank Balances		2,621,947		1,096,364
Prepaid Insurance		8,853		8,970
Interest Accrued on FDRs		107,272		105,892
TDR Kept as Security Money (Contractor)		2,100,000	4,838,072	2,100,000
<b>Advances</b>				
Grant Receivable from Main Account			2,016,744	-
Receivable from Pension Hall Management			9,167,598	-
Festival Advance (Staff)	<b>C</b>		76,500	78,750
Festival Advance (DWW)	<b>D</b>		94,000	-
Medical Advance	<b>E</b>		180,681	98,259
Advance to Staff against Salary	<b>F</b>		562,476	401,376
Imprest Advance			-	5,000
<b>TOTAL</b>			<b>20,571,355</b>	<b>7,263,038</b>

**INDIAN INSTITUTE OF TECHNOLOGY KANPUR**  
**HALL MANAGEMENT ACCOUNT**

**INCOME AND EXPENDITURE ACCOUNT FOR THE YEAR ENDED 31st MARCH 2017**

(Amount-Rs)

INCOME	CURRENT YEAR 31.03.2017	PREVIOUS YEAR 31.03.2016
Grant From Institute	19,184,759	19,039,393
Prior Period Income	-	355,618
Miscellaneous Income	-	456
Interest on FDR's	269,149	393,202
Interest on Saving Bank A/c	152,613	83,814
<b>TOTAL (A)</b>	<b>19,606,521</b>	<b>19,872,483</b>
EXPENDITURE		
Pay & Allowances and Fund	20,054,286	31,817,364
Leave Encashment	1,935,020	2,199,630
Computer Expenses	10,800	-
Liveries	195,817	44,640
Honorarium	17,908	47,150
Bank Charges	1,278	1,257
Printing & Stationery	15,612	17,427
Medical Reimbursement	119,820	140,631
Medical Expenses	215,767	826,198
Tution Fee Reimbursement	30,184	37,800
Staff Welfare Expenses	101,602	283,735
Professional Fees	16,200	18,600
Travelling Conveyance & LTC	20,415	7,033
Insurance Premium	13,397	4,710
Office Expenses	-	2,015
Audit Fee	-	11,400
Misc Expenses	98,514	7,200
Prior Period Expenses	-	50,038
Depreciation	912	845
<b>TOTAL (B)</b>	<b>22,847,532</b>	<b>35,517,673</b>
<b>BALANCE BEING SURPLUS/ (DEFICIT) CARRIED TO RESERVE AND SURPLUS</b>	<b>(3,241,011)</b>	<b>(15,645,190)</b>

**INDIAN INSTITUTE OF TECHNOLOGY KANPUR**  
**HALL MANAGEMENT ACCOUNT**

**RECEIPTS AND PAYMENTS FOR THE YEAR ENDED 31st MARCH 2017**

(Amount-Rs)

RECEIPTS	CURRENT YEAR 31.03.2017	PREVIOUS YEAR 31.03.2016	PAYMENTS	CURRENT YEAR 31.03.2017	PREVIOUS YEAR 31.03.2016
<b>OPENING BALANCES</b>			<b>ESTABLISHMENT /ADM.EXP.</b>		
Balance with Union Bank of India	1,096,364	4,983,695	Pay & Allowances	20,767,203	30,694,851
			Leave Encashment	1,136,040	2,199,630
<b>GRANT RECEIVED</b>			Liveries	195,817	44,640
From Institute	61,997,329	9,452,700	Honorarium	267,948	47,150
<b>INCOME</b>			Medical Reimbursement	119,820	140,631
Interest on Saving Bank A/c	152,613	83,814	Tution Fees Reimbursement	30,184	37,800
Miscellaneous Income	225	456	Bank Charges	1,278	1,257
Honorarium Receipts	250,040	-	Staff Welfare Expenses	101,602	265,555
<b>REFUND - ADVANCES</b>			Professional Fees	10,800	18,600
Medical	57,411	240,221	Printing & Stationery	21,012	17,427
Festival	78,750	81,000	Travelling & Conveyance/LTC	20,415	7,033
Advance to Staff	682,900	293,892	Insurance Premium	13,280	13,680
<b>INVESTMENTS ENCASHED</b>			Office Expenses	-	2,015
Contractor Security	-	200,000	Audit Fee	-	11,400
<b>CONTRA</b>			Misc Expenses	93,739	7,200
Hall Affairs	26,500,000	53,379,822	Computer Expenses	10,800	-
Pension Hall Management	-	3,472,592	<b>ADVANCES</b>		
Fund Hall Management	-	1,500,000	Medical	355,600	506,500
<b>REFUNDABLE RECEIPTS</b>			Festival	170,500	81,000
GSLI	68,518	421,770	Advance to Staff	844,000	515,000
			Imprest Advance	-	5,000
			Refund - Contractor Security Money	1,000,000	4,967,430
			<b>FIXED ASSETS</b>		
			Mobile Phone	-	12,999
			<b>CONTRA</b>		
			Pension Hall Management Account	36,000,000	31,672,592
			Hall Affairs	26,500,000	-
			Fund Hall Management	317,570	1,500,000
			<b>REFUNDABLE PAYMENTS</b>		
			GSLI	284,595	244,208
			<b>CLOSING BALANCE</b>		
			Balance with Union Bank of India	2,621,947	1,096,364
<b>TOTAL</b>	<b>90,884,150</b>	<b>74,109,962</b>	<b>TOTAL</b>	<b>90,884,150</b>	<b>74,109,962</b>



**INDIAN INSTITUTE OF TECHNOLOGY KANPUR  
HALL MANAGEMENT**

**STATEMENT OF CASH FLOWS FOR THE YEAR ENDED 31st MARCH 2017**

		Amount (Rs.)	Amount (Rs.)
<b>CASH FLOWS FROM OPERATING ACTIVITIES</b>			
	Grant Received Main Account	61,997,329	
	Interest on Savings Bank	152,613	
	Misc Income	225	
	Receipts against Honorarium	250,040	<b>62,400,207</b>
Less:	Pay & Allowances	21,084,773	
	Leave Encashment	1,136,040	
	Liveries	195,817	
	Honorarium	267,948	
	Medical Reimbursement	119,820	
	Tuition Fees Reimbursement	30,184	
	Bank Charges	1,278	
	Staff Welfare Expenses	101,602	
	Professional Fees	10,800	
	Printing & Stationery	21,012	
	Insurance Premium	13,280	
	Computer Expenses	10,800	
	Misc Expenses	93,739	
	Travelling & Conveyance/LTC	20,415	<b>(23,107,508)</b>
Add:	Medical Advance Refunds	57,411	
	Festival Advance Refunds	78,750	
	Refund of Staff Advance	682,900	
	Refund of GSLI	68,518	<b>887,579</b>
Less:	Medical Advances	355,600	
	Festival Advances	170,500	
	Advance to Staff	844,000	
	Refund to GSLI	284,595	
	Refund Contractor Security Money	1,000,000	<b>(2,654,695)</b>
	<b>Net Cash Flows from Operating Activities</b>		<b>37,525,583</b>
<b>CASH FLOWS FROM INVESTING ACTIVITIES</b>			
	Hall Affairs	26,500,000	
Less:	Hall Affairs	26,500,000	
	Pension Hall Management	36,000,000	
	<b>Net Cash Flows from Investing Activities</b>	<b>(36,000,000)</b>	
<b>CASH FLOWS FROM FINANCING ACTIVITIES</b>			
	Cash Receipts	0	
Less:	Cash Payments	0	
	<b>Net Cash Flows from Financing Activities</b>	<b>0</b>	
	<b>NET INCREASE IN CASH</b>	<b>1,525,583</b>	
	Closing Cash Balance as on 31.03.2017	2,621,947	
Less:	Opening Cash Balance as on 01.04.2016	1,096,364	
	<b>NET INCREASE IN CASH</b>	<b>1,525,583</b>	

**INDIAN INSTITUTE OF TECHNOLOGY KANPUR**  
**HALL MANAGEMENT**

**DETAILS OF CURRENT LIABILITIES AS ON 31st MARCH 2017**

**ANNEXURE - A**

PARTICULARS	AMOUNT
GSLI Payable	18,256
Payable to Fund Hall Management	261,470
Liability for Pay & Allowances	588,857
Income Tax Payable	5,000
LIC Kanpur	20,895
Registrar IIT Kanpur	6,042
Security Deposit from Contractors	1,882,570
<b>TOTAL</b>	<b>2,783,090</b>

**INDIAN INSTITUTE OF TECHNOLOGY KANPUR**  
**HALL MANAGEMENT**

**DETAILS OF INVESTMENT HELD AS ON 31st MARCH 2017**

**ANNEXURE - B**

DATE OF INVESTMENT	FDR NO.	OPENING BALANCE 01.04.16	MADE DURING THE YEAR		ENCASHED DURING THE YEAR	CLOSING BALANCE AS ON 31.03.17	DATE OF MATURITY	INTEREST RATE	DAYS 31.03.17	INTEREST ACCRUED TILL 31.03.17
			BY PAYMENT	BY RENEWAL						
04.11.2016	537203031137501	320,652	-	25,582	-	346,234	04.11.2017	7.30%	148	10,249
04.11.2016	537203030137503	320,653	-	25,582	-	346,235	04.11.2017	7.30%	148	10,249
04.11.2016	537203030137505	320,653	-	25,582	-	346,235	04.11.2017	7.30%	148	10,249
04.11.2016	537203030137504	801,634	-	63,956	-	865,590	04.11.2017	7.30%	148	25,621
04.11.2016	537203030137502	320,653	-	25,582	-	346,235	04.11.2017	7.30%	148	10,249
04.11.2016	537203030137506	160,328	-	12,791	-	173,119	04.11.2017	7.30%	148	5,124
04.11.2016	537203030137507	159,411	-	12,718	-	172,129	04.11.2017	7.30%	148	5,095
04.11.2016	537203030137508	159,411	-	12,718	-	172,129	04.11.2017	7.30%	148	5,095
04.11.2016	537203030137509	159,409	-	12,718	-	172,127	04.11.2017	7.30%	148	5,095
04.11.2016	537203030137510	158,368	-	12,635	-	171,003	04.11.2017	7.30%	148	5,062
04.11.2016	537203030137511	158,368	-	12,635	-	171,003	04.11.2017	7.30%	148	5,062
04.11.2016	537203030137512	158,365	-	12,635	-	171,000	04.11.2017	7.30%	148	5,062
04.11.2016	537203030137513	158,368	-	12,635	-	171,003	04.11.2017	7.30%	148	5,062
	<b>TOTAL</b>	<b>3,356,273</b>	-	<b>267,769</b>	-	<b>3,624,042</b>				<b>107,272</b>

**INDIAN INSTITUTE OF TECHNOLOGY KANPUR**  
**HALL MANAGEMENT**

**DETAILS OF FESTIVAL ADVANCE (STAFF) AS ON 31st MARCH 2017**

**ANNEXURE - C**

PARTICULARS	OPENING BALANCE AS ON 01.04.2016	GIVEN DURING THE YEAR	RECOVERED DURING THE YEAR	CLOSING BALANCE AS ON 31.03.2017
Ram Phullare	-	4,500	-	4,500
Gaya Prasad	-	4,500	-	4,500
Phool Chand	4,050	4,500	4,050	4,500
Chunna Lal	4,500	-	4,500	-
Dinesh Kumar	4,050	4,500	4,050	4,500
Lal Chand	4,050	4,500	4,050	4,500
Harnam Singh	4,050	4,500	4,050	4,500
S K Balmiki	4,050	4,500	4,050	4,500
Ram Shanker	4,500	4,500	4,500	4,500
Kamlesh	4,500	4,500	4,500	4,500
Bhagwan Din	4,500	4,500	4,500	4,500
Kanhaiya Lal	4,500	4,500	4,500	4,500
Temu	4,500	4,500	4,500	4,500
Hari Ram Yadav	4,050	4,500	4,050	4,500
Sanjay Kumar	2,250	-	2,250	-
Ranvir Singh	4,050	4,500	4,050	4,500
Amar Pal Singh	4,050	4,500	4,050	4,500
Pathan Singh	4,050	-	4,050	-
R P Yadav	4,050	-	4,050	-
Suresh Lal	4,500	4,500	4,500	4,500
Ram Prasad	4,500	4,500	4,500	4,500
<b>TOTAL</b>	<b>78,750</b>	<b>76,500</b>	<b>78,750</b>	<b>76,500</b>

**INDIAN INSTITUTE OF TECHNOLOGY KANPUR**  
**HALL MANAGEMENT**

**DETAILS OF FESTIVAL ADVANCE (DWW) AS ON 31st MARCH 2017**

**ANNEXURE - D**

S.NO.	PARTICULARS	F.NO.	CLOSING BALANCE AS ON 31.03.2017
1	Durga Prasad Tiwari	60001	2,000
2	Rajesh Kumar Nishad (Raju)	60002	2,000
3	Raj Kumar Pathak	60004	2,000
4	Jeetu Gaur	60006	2,000
5	Jagdish Yadav	60007	2,000
6	Algu Yadav	60009	2,000
7	Vijai Kumar Gupta	60010	2,000
8	Prem Sagar	60012	2,000
9	Ram Abhilash Tiwari	60015	2,000
10	Shyama	60016	2,000
11	Tilak Dhari	60017	2,000
12	Jeetu	60018	2,000
13	Subhash Chandra Das	60019	2,000
14	Sher Singh	60020	2,000
15	Deepak Shukla	60021	2,000
16	Naresh	60022	2,000
17	Deepak Kumar	60023	2,000
18	Ram Kisun Yadav	60024	2,000
19	Pappu Kanaujiya	60025	2,000
20	Dinesh	60026	2,000
21	Mahendra Kumar Yadav	60027	2,000
22	Santosh Kumar	60028	2,000
23	Lallan Pathak	60029	2,000
24	Ram Kumar	60031	2,000
25	Mohd. Rabbani	60032	2,000
26	Manish Kanaujia	60033	2,000
27	Rajendra Singh	60034	2,000
28	Mukesh Kumar	60035	2,000
29	Shri Ashok Kumar	60036	2,000
30	Dinesh Kumar	60037	2,000
31	Ganga Ram Rathore	60039	2,000
32	Kaulvin Paul	60040	2,000
33	Vinod Kumar	60041	2,000
34	Trilok Singh	60042	2,000
35	Shri Rama Kant	60045	2,000
36	Munna	60046	2,000
37	Shri Amar Kant Pandey	60047	2,000
38	Shri Vijai Prakash Tripathi	60049	2,000
39	Rajendra Singh Rawat	60050	2,000
40	Ramesh Katheria	60051	2,000
41	Mohd. Sharif	60052	2,000
42	Dinesh	60053	2,000
43	Shrawan Kumar Pal	60054	2,000
44	Ram Aashray Choudhary	60055	2,000
45	Janki Prasad	60056	2,000
46	Prem Kumar Yadav	60058	2,000
47	Jagdish	60060	2,000
	<b>TOTAL</b>		<b>94,000</b>

## HALL MANAGEMENT

### DETAILS OF MEDICAL ADVANCE AS ON 31st MARCH 2017

#### ANNEXURE - E

<b>PARTICULARS</b>	<b>OPENING BALANCE AS ON 01.04.2016</b>	<b>ADVANCE GIVEN DURING THE YEAR</b>	<b>BILLS ADJUSTED DURING THE YEAR</b>	<b>RECOVERED DURING THE YEAR</b>	<b>CLOSING BALANCE AS ON 31.03.2017</b>
S D Singh	-	90,500	60,578	29,922	-
Ram Shankar	-	26,300			26,300
Munna	-	37,000	19,577		17,423
Dinesh Kumar	-	67,000	45,097		21,903
Ram Prasad	-	12,800			12,800
R B Shukla	-	25,000	19,745		5,255
Vinod Kumar	-	45,000			45,000
A K Panday	10,000		10,000		-
Rajendra	-	27,000			27,000
Temu	51,000		50,270	730	-
Ram Phullare	18,203	25,000		18,203	25,000
Chunna Lal	8,556			8,556	-
Dinesh	10,500		10,500		-
<b>TOTAL</b>	<b>98,259</b>	<b>355,600</b>	<b>215,767</b>	<b>57,411</b>	<b>180,681</b>

**INDIAN INSTITUTE OF TECHNOLOGY KANPUR**  
**HALL MANAGEMENT**

**DETAILS OF ADVANCE TO STAFF AGST SALARY AS ON 31st MARCH 2017**

**ANNEXURE - F**

PARTICULARS	OP. BAL AS ON 01.04.16	GIVEN DURING THE YEAR	RECOVERED DURING THE YEAR	CL. BAL. AS ON 31.03.17
Sanjay Kumar	100		-	100
Pathan Singh	100,976		60,000	40,976
Amit Awasthi	(200)		-	(200)
Sitaram	19,000	-	-	19,000
Raj Kumar Pathak	10,000	23,000	13,000	20,000
Algu Yadav	10,000	33,000	28,000	15,000
Brijesh Chandra Pathak	14,000	23,000	14,000	23,000
Ram Abhilash Tiwari	20,000	3,000	21,000	2,000
Shyama	10,000	23,000	23,000	10,000
Tilak Dhari	10,000	23,000	21,000	12,000
Mahendra Kumar Yadav	20,000	23,000	23,000	20,000
Lallan Pathak	20,000	3,000	23,000	-
Ramesh Chandra Katheria	20,000	3,000	23,000	-
Mohd. Rabbani	10,000	3,000	13,000	-
Manish Kanaujia	10,000	23,000	13,000	20,000
Rajendra Singh	10,000	35,000	24,900	20,100
Mukesh Kumar	10,000	3,000	13,000	-
Dinesh Kumar	10,000	3,000	13,000	-
Vinod Kumar	10,000	3,000	13,000	-
Trilok Singh	10,000	27,000	19,000	18,000
Bhamar Raut	10,000	3,000	13,000	-
Rama Kant	10,000	23,000	23,000	10,000
Amar Kant Pandey	10,000	13,000	20,000	3,000
Prem Lal	7,500	-	-	7,500
Vijay Prakash Tiwari	10,000	43,000	26,000	27,000
Ram Aashray	20,000	23,000	19,000	24,000
Janki Prasad	10,000	23,000	21,000	12,000
Rajendra Yadav	-	23,000	-	23,000
Jeetu	-	23,000	11,000	12,000
Naresh	-	23,000	15,000	8,000
Santosh Kumar		23,000	9,000	14,000
Ramesh		40,000	16,000	24,000
Ram Kumar		23,000	13,000	10,000
Ganga Ram Rathore		43,000	6,000	37,000
Munna		23,000	11,000	12,000
Rajendra Singh Rawat		23,000	17,000	6,000
Mohd Sharif		23,000	13,000	10,000

Dinesh		23,000	21,000	2,000
Jagdish Yadav		23,000	11,000	12,000
Krishna Kumar Yadav		23,000	-	23,000
Jagdish		23,000	3,000	20,000
mukesh		23,000	3,000	20,000
Prem Yadav		23,000	3,000	20,000
Deppak Kumar		3,000	3,000	-
Deepak Shukla		3,000	3,000	-
Dinesh		3,000	3,000	-
Jeetu Gaur		3,000	3,000	-
Coulivin Paul		3,000	3,000	-
Pappu Kanaujia		3,000	3,000	-
Rajesh Kumar Nishad		3,000	3,000	-
Ram Kishnu Yadav		3,000	3,000	-
Sanker Das		3,000	3,000	-
Sher Singh		3,000	3,000	-
Sarwam Kumar Pal		3,000	3,000	-
Subhas Das		3,000	3,000	-
Vijay Gupta		3,000	3,000	-
Ashok Kumar		3,000	3,000	-
D P Tewari		3,000	3,000	-
Girish Kumar		3,000	-	3,000
Narendra Panda		3,000	3,000	-
Dinesh Kumar Pal		3,000	-	3,000
Prem Sagar		3,000	3,000	-
<b>TOTAL</b>	<b>401,376</b>	<b>844,000</b>	<b>682,900</b>	<b>562,476</b>



**INDIAN INSTITUTE OF TECHNOLOGY KANPUR**  
**HALL MANAGEMENT**

**BANK RECONCILIATION STATEMENT 31.03.2017**

**UBI A/C NO 537202010000199**

BALANCE AS PER BANK BOOK DR 2,621,947

**ADD: CHEQUE ISSUED BUT NOT PRESENTED**

DATE	CHEQUE NO	AMOUNT	
10.02.17	74879	228,588	
02.03.17	33606	250	
02.03.17	33607	6,882	
08.03.17	3622	1,188	
21.03.17	9663	5,712	
28.03.17	9675	660	
30.03.17	9679	1,344	
31.03.17	9681	45,540	
31.03.17	9682	16,782	306,946

---

BALANCE AS PER BANK STATEMENT CR 2,928,893

---

**INDIAN INSTITUTE OF TECHNOLOGY KANPUR**  
**HALL MANAGEMENT**

**FIXED ASSET REGISTER AS AT 31.03.2017**

S. NO.	PARTICULARS	RATE	GROSS BLOCK				DEPRECIATION			NET BLOCK	
			AS AT 01.04.16	ADDITIONS DURING THE YEAR	DEDUCTION DURING THE YEAR	AS AT 31.03.17	AS AT 01.04.16	FOR THE YEAR	AS AT 31.03.17	31.03.17	31.03.16
1	General Equipment	9.50%	12,999	-	-	12,999	845	912	1,757	11,242	12,154
<b>TOTAL</b>			<b>12,999</b>	<b>-</b>	<b>-</b>	<b>12,999</b>	<b>845</b>	<b>912</b>	<b>1,757</b>	<b>11,242</b>	<b>12,154</b>

**INDIAN INSTITUTE OF TECHNOLOGY KANPUR**  
**PENSION HALL MANAGEMENT ACCOUNT**

**BALANCE SHEET AS AT 31st MARCH 2017**

(Amount-Rs)

CORPUS/CAPITAL FUND & LIABILITIES	CURRENT YEAR 31.03.2017		PREVIOUS YEAR 31.03.2016
<b>RESERVES &amp; SURPLUS</b>			
Opening Balance as at 01.04.2016	(5,792,905)		
Add : C/F from Income & Expenditure Account	(3,658,412)	(9,451,317)	(5,792,905)
<b>Current Liabilities</b>			
Payable to Hall Management		9,167,598	-
Payable to Hall Affairs		5,000,000	5,000,000
Pension Payable		2,132,188	1,949,041
<b>TOTAL</b>		<b>6,848,469</b>	<b>1,156,136</b>
<b>ASSETS</b>			
<b>Current Assets</b>			
Receivable from Main Account		2,461,193	-
Bank Balances		4,387,276	1,156,136
<b>TOTAL</b>		<b>6,848,469</b>	<b>1,156,136</b>

**INDIAN INSTITUTE OF TECHNOLOGY KANPUR**  
**PENSION HALL MANAGEMENT ACCOUNT**

**INCOME AND EXPENDITURE ACCOUNT FOR THE YEAR ENDED 31st MARCH 2017**

(Amount-Rs)

INCOME	CURRENT YEAR 31.03.2017	PREVIOUS YEAR 31.03.2016
Interest on Saving Bank	41,478	84,126
Grant from Institute	29,293,595	-
Miscellaneous Income	-	2,475
<b>TOTAL (A)</b>	<b>29,335,073</b>	<b>86,601</b>
EXPENDITURE		
Gratuity and Commutation	6,859,142	16,462,031
Family Pension, Pension and Ex Gratia	26,134,063	24,573,131
Bank Charges	280	620
Audit Fee	-	11,400
<b>TOTAL (B)</b>	<b>32,993,485</b>	<b>41,047,182</b>
<b>BALANCE BEING SURPLUS/ (DEFICIT) CARRIED TO RESERVE AND SURPLUS</b>	<b>(3,658,412)</b>	<b>(40,960,581)</b>

**INDIAN INSTITUTE OF TECHNOLOGY KANPUR**  
**PENSION HALL MANAGEMENT ACCOUNT**

**RECEIPTS AND PAYMENTS FOR THE YEAR ENDED 31st MARCH 2017**

(Amount-Rs)

RECEIPTS	CURRENT YEAR 31.03.2017	PREVIOUS YEAR 31.03.2016	PAYMENTS	CURRENT YEAR 31.03.2017	PREVIOUS YEAR 31.03.2016
<b>OPENING BALANCES</b>			<b>ESTABLISHMENT /ADMIN.EXP.</b>		
Balance with UBI Bank	1,156,136	6,967,676	Gratuity and Commutation	6,859,142	16,462,031
			Family Pension, Pension and Ex Gratia	25,950,916	22,648,037
			Bank Charges	280	620
<b>TRANSFERS</b>			Audit Fee	-	11,400
Hall Management Account	36,000,000	31,672,592	<b>TRANSFERS</b>		
Hall Affairs	-	5,000,000	Hall Management Account	-	3,472,592
Fund Hall Management Account	-	4,500,000	Fund Hall Management	-	4,500,000
<b>REFUND OF ADVANCE</b>			<b>ADVANCE</b>		
Fund Hall Management Account	-	345,887	Fund Hall Management Account	-	345,887
<b>OTHER INCOME</b>			<b>CLOSING BALANCE</b>		
Interest on Saving Bank	41,478	84,126	Balance with State Bank of India	4,387,276	1,156,136
Miscellaneous Income	-	2,475			
Cheque Cancelled Pension	-	23,947			
<b>TOTAL</b>	<b>37,197,614</b>	<b>48,596,703</b>	<b>TOTAL</b>	<b>37,197,614</b>	<b>48,596,703</b>

<b>INDIAN INSTITUTE OF TECHNOLOGY KANPUR</b>			
<b>PENSION HALL MANAGEMENT</b>			
<b>STATEMENT OF CASH FLOWS FOR THE YEAR ENDED 31st MARCH 2017</b>			
		Amount (Rs.)	Amount (Rs.)
<b>CASH FLOWS FROM OPERATING ACTIVITIES</b>			
	Interest on Savings Bank	41,478	41,478
Less:	Gratuity and Commutation	6,859,142	
	Family Pension, Pension & Ex Gratia	25,950,916	
	Bank Charges	280	32,810,338
	<b>Net Cash Flow from Operating Activities</b>		<b>-32,768,860</b>
<b>CASH FLOWS FROM INVESTING ACTIVITIES</b>			
	Hall Management Account	36,000,000	
Less:	Cash Payments	0	
	<b>Net Cash Flows from Investing Activities</b>	<b>36,000,000</b>	
<b>CASH FLOWS FROM FINANCING ACTIVITIES</b>			
	Cash Receipts	0	
Less:	Cash Payments	0	
	<b>Net Cash Flows from Financing Activities</b>	<b>0</b>	
	<b>NET INCREASE IN CASH</b>	<b>3,231,140</b>	
	Closing Cash Balance as on 31.03.2017	4,387,276	
Less:	Opening Cash Balance as on 01.04.2016	1,156,136	
	<b>NET INCREASE IN CASH</b>	<b>3,231,140</b>	

**INDIAN INSTITUTE OF TECHNOLOGY KANPUR**  
**PENSION HALL MANAGEMENT**

**BANK RECONCILIATION STATEMENT AS ON 31st MARCH 2017**

**UNION BANK OF INDIA - SB A/C NO. 5372020201000032**

BALANCE AS PER BANK BOOK	DR	4,387,276
--------------------------	----	-----------

ADD: CHEQUE ISSUED BUT NOT PRESENTED

DATE	CHEQUE NO	AMOUNT
------	-----------	--------

-

BALANCE AS PER BANK STATEMENT	CR	4,387,276
-------------------------------	----	-----------

**Indian Institute of Technology**

**Pension Hall Management**

**Bill on account of Pension to transfer Bank for the month of March 17**

S.No	NAME	AMOUNT	ACCOUNT No.
1	SMT. SAVITRI DEVI	8,375	537202030003854
2	SMT. NANHI DEVI	8,375	537202030003853
3	SMT SAVITRI DEVI W/O SHYAM LAL	7,875	537202010051438
4	BIMLA DEVI W/O LATE MR BISHRAM	8,375	537202030003768
5	SMT SITA DEVI	8,375	537202030003906
6	SMT. TULSI DEVI	8,375	537202030003744
7	SMT. GANGA DEVI	8,375	537202030003746
8	MR. MAST RAM	9,253	537602010001026
9	SMT RUKMANI DEVI	8,375	372602010090392
10	SMT. SUNDARI DEVI	8,375	689202010001203
11	MR GANGA RAM	11,570	537202030001354
12	TULSI RAM	8,375	540702010000961
13	SMT VIDYA DEVI	8,375	537202030005067
14	MRS VISHNU MAYA	8,375	537202010053452
15	MR SOMAI PRASAD	11,070	537202030001274
16	MR.RAM SAJEEVAN SINGH	11,070	537202030001326
17	BASANTA BISTA	7,875	537202010051086
18	MR MAHABIR PAL	11,070	537202030001269
19	SMT.SAVITRI DEVI	11,748	537202010005214
20	MR.GIRDHARI LAL	17,622	353802010025015
21	MR.G.K.SHUKLA	17,153	537202010001323
22	MR.HARI RAM I	12,354	537202010001193
23	SMT.ZUBEDA BEGUM	8,375	514302010025243
24	RAJNATH	11,035	537202010001345
25	SAVITRI DEVI W/O LATE DEVI DAYAL	7,875	537202010001280
26	MR.CHHAMMI LAL	11,035	537202010001283
27	SMT VIMLA DEVI W/O HARI RAM 2	8,375	537202010001349
28	PRABHA DEVI W/O LTATE KUNWAR SINGH	8,375	537202010001298
29	SMT.RUKMANI DEVI	8,375	537202010005571
30	MR.LAXMAN SINGH	10,720	537202010001294
31	MR.CHHOTEY LAL	11,010	537202010001216
32	MR.RAM KISHORE	11,035	537202010054341
33	MUNNI DEVI W/O RAM AVATAR-2	8,375	537202010001247
34	SMT.KHATOON BANO	7,875	537202010001365
35	SMT LAXMI DEVI W/O LATE RAM ASHREY	8,375	537202010057327
36	MR.RAM SAKAL	11,558	537202010001200
37	MR.RAMU SHARMA	9,257	537202010001333
38	SMT. SAVITRI DEVI W/O LATE RAMU	7,875	537202010001299
39	RAJA RAM	10,567	537202010056810



40	MR.RAM DIN	10,226	537202010001252
41	MR.RAM DHANI YADAV	10,721	537602010001585
42	MR.LOK BAHADUR	10,706	537202010001165
43	SMT.SHYAMA DEVI	8,375	537202010051092
44	LAXMI DEVI	7,875	537202010001359
45	MR.LAXMI SHANKER	7,365	537202010001155
46	SMT.SULOCHANA PANDA	9,503	372602010008466
47	SMT.URMILA DEVI	8,375	537202010001373
48	MR.RAM SEWAK	10,989	537202010001215
49	MR.SHYAM RAJ TIWARI	12,277	537202010001196
50	MR.CHEDI LAL	11,013	537202010053255
51	SMT.NIRMALA DEVI	8,375	537202010001443
52	PYARE LAL	11,013	537202010001242
53	MR.OM PRAKSAH	10,721	537202010001221
54	MR.MUJIB ULLAH	11,804	537202010001324
55	NASEEM BANO	8,904	537202010001383
56	HUSILA PRASAD YADAV	11,166	679802010001313
57	GAYATRI TIWARI	8,398	537602010003128
58	MR.CHHOTEY LAL	10,496	537202010001263
59	MR.SARWAN KUMAR TRIVEDI	19,453	537202010001344
60	SMT.BASANTI DEVI	8,769	537202010052115
61	SMT KUSUMA DEVI W/O LATE MADAN LAL	8,526	537202010055828
62	MR.RAM BAHADUR	11,683	537202010001226
63	MR.MOHIBUDDIN	11,656	530802010009708
64	MR.TIL PRASAD	6,975	537202010001340
65	MRS.PHOOLA DEVI	6,975	537202010001352
66	MR.A.P.PANDEY	22,977	537202010001271
67	MR.NIRANJAN	13,348	537202010001292
68	MR.BHAI LAL	12,580	537202010001297
69	MR.DURGA LAL	13,533	537202010001257
70	SMT.KISHORI DEVI W/O LATE SUBEDAR	7,875	537202010054757
71	MR.ASHARAI LAL	12,580	537202010001317
72	MR.SURJU PRASAD	12,756	537202010001249
73	SHRI RAM KUMAR SINGH	13,857	537202010001229
74	SHRI RAMESH	13,460	537202010001328
75	SHRI RAJ BAHADUR	13,460	537202010001362
76	SHRI RAM ASHISH	13,460	537202010001103
77	SRI ISHWAR DAYAL	12,960	537202010001270
78	SRI R K TRIPATHI	12,960	537202010001348
79	SRI HARI PAL SINGH	29,674	537202010001308
80	VINOD KUMARI SHUKLA	15,064	537202010001314
81	PUSHPA NAIR	16,970	537202010054906
82	RAM CHAIT	13,848	537202010001277
83	KIRAN DEVI W/O MITHAI LAL	11,239	537202010001217

84	JAI RAM	13,848	537202010001168
85	RAMESH CHANDRA	13,848	537202010001224
86	SHRI RAM	14,042	591102010005171
87	RAMAYAN	14,366	537202010001182
88	ANSUYYA PRASAD	13,348	537202010001211
89	HUKUM LAL	13,542	537202010001191
90	RAM CHHABI	13,348	537202010001199
91	JAI JAI RAM MISHRA	24,328	537202010001023
92	H N DUBEY	13,755	537202010001260
93	BHAGWAT	13,949	537202010003102
94	DAULAT SINGH	14,449	537202010001230
95	GANGA PRASAD	13,755	537202010001339
96	H P TRIPATHI	19,472	537202010001254
97	RAM AUTAR	14,255	568602010008877
98	PURAN LAL	14,384	537202010001198
99	RAM CHANDER	13,755	537202010001303
100	BHAWANI PRASAD TEWARI	13,949	537202010001114
101	MAHESH PRATAP SINGH	14,671	679802010000225
102	RAJA RAM	13,949	537202010001201
103	ABDUL MAZEED	14,171	537202010001223
104	RAM MILLAN	14,171	537202010001357
105	RADHEY SHYAM	14,606	537202010001195
106	LAXMI SHANKER TIWARI	14,375	537202010001360
107	RAJMAN	14,171	537202010001336
108	R S SHUKLA	14,171	537202010001255
109	BANS RAJ	14,671	537202010001295
110	CHHEDI LAL	14,171	537202010001262
111	SURAJ PRAKASH	14,375	537202010003157
112	RAM SINGH	13,949	537202010001455
113	RAM BHAROSEY	14,171	537202010001205
114	RAM SHANKER	14,171	537202010001311
115	CHAMELI DEVI W/O LATE R R BHARDWAJ	17,483	537202010001209
116	SHUBH KARAN	14,810	537202010001286
117	LAKHPAT SINGH	14,597	537202010001334
118	SHRAWAN KUMAR	14,375	537202010001265
119	PRASIDHI SINGH	14,375	537202010001285
120	SACH NARAIN	15,097	537202010001267
121	RAM ASHISH	14,597	537202010001300
122	AWADH BIHARI PATHAK	21,257	537202010001051
123	PETER PAUL	15,254	537202010001331
124	MAHAVIR	15,041	537202010001281
125	RAM KUMAR SHUKLA	15,041	537202010001264
126	RAM KISHAN	15,041	537202010001338
127	SATYA KUMAR MISRA	15,041	537202010001273

128	SHIV PRASAD SHARMA	14,347	537202010001241
129	RAM DAYAL	15,041	537202010001282
130	VIJAY KUMAR SAXENA	15,541	537202010001259
131	MUNNA LAL	15,041	537202010001261
132	RAJA RAM	15,041	537202010001243
133	JAGDISH PRASAD	15,494	537202010001222
134	R D DUBEY	15,494	537202010001206
135	RAMESH CHANDRA	15,494	537202010003158
136	RAM SHANKER GUPTA	16,447	537202010001315
137	RAMJIT RAM	14,486	537202010001313
138	RAM CHAIRITRA DUBEY	15,494	537202010001382
139	RAM SHUBGAG	15,494	537202010001302
140	GANGA RAM YADAV	16,216	537602010244367
141	PUTTAN LAL	15,494	537202010001239
142	RAM BAHADUR SAVITA	15,494	537202010001240
143	D P YADAV	16,882	537202010001356
144	SUKH DHAM SINGH	16,882	537202010001253
145	YAR MOHAMMAD	15,966	537202010001305
146	PATHAN SINGH	30,952	537202010054222
147	ALI SAQIR	12,174	537202010001112
148	SATYA RAM	11,998	459302010013971
149	KRIPA SHANKER	12,535	537202010053456
150	SHREE RAM	11,498	537202010001363
151	SHRI JAGANNATH DUBEY	13,843	537202010001231
152	SMT.KRIPALI DEVI	8,375	503002010006945
153	RAM DEEN	14,171	537202010001208
154	Mrs. Zaitoon	8,375	21712632469
155	Vandana Srivastava	2,341	10426017100
156	Shivpyari Shukla	2,341	10426020554
157	Sakeela Bano	8,375	11684152523
158	Anara Devi	8,375	11684103788
159	Shivpati	8,375	23860100009081
160	Dev Singh	11,535	11584733076
161	Ram Surat Vishwkarma	10,950	845000100112008
162	Kevla Devi	8,375	16380100010404
163	Savitri Devi	8,375	33242970604
164	Pyare Mohan Rout	16,003	20176922797
165	Satya Narayan Pradhan	16,919	10426012792
166	RamRaj Tiwari	11,463	11684149383
167	PURAN SINGH	13,755	31046035532
168	Ram Jiyawan Pal	15,097	30180341621
169	Pushpa DeviW/o Late Vijay Pal Panda	17,753	75058191783
170	Mrs Kiran W/o Late Sunehari Lal	7,875	34066864871
	<b>TOTAL</b>	<b>2,132,188</b>	

**INDIAN INSTITUTE OF TECHNOLOGY KANPUR**

**CAMPUS SCHOOL**

**FINANCIAL STATEMENTS  
FOR  
THE FINANCIAL YEAR ENDED  
31<sup>ST</sup> MARCH '2017**

**INDIAN INSTITUTE OF TECHNOLOGY KANPUR**  
**CAMPUS SCHOOL**

**BALANCE SHEET AS ON 31st MARCH 2017**

(Amount-Rs)

CORPUS/CAPITAL FUND & LIABILITIES	CURRENT YEAR 31.03.2017		PREVIOUS YEAR 31.03.2016
<b>Reserves &amp; Surplus</b>			
Opening Balance as at 01.04.2016	3,129,325		
Add : C/F from Income & Expenditure Account	(109,524)	3,019,801	3,129,325
Prize Money Payable		14,000	-
<b>TOTAL</b>		<b>3,033,801</b>	<b>3,129,325</b>
<b><u>ASSETS</u></b>			
<b>Advances</b>			
Opening Balance as at 01.04.2016		1,800	1,800
Accounts 1 (Student fee collected etc)		2,838,006	2,955,700
<b>Bank Balances</b>			
Cash in Hand		-	600
Balance with SBI		193,995	171,225
<b>TOTAL</b>		<b>3,033,801</b>	<b>3,129,325</b>

**INDIAN INSTITUTE OF TECHNOLOGY KANPUR**  
**CAMPUS SCHOOL**

**INCOME AND EXPENDITURE ACCOUNT FOR THE YEAR ENDED 31st MARCH 2017**

(Amount-Rs)

INCOME	CURRENT YEAR 31.03.2017	PREVIOUS YEAR 31.03.2016
Internal Receipts from Projects' A/c (to pay salary)	6,251,732	5,644,189
Fee Collected	5,207,650	2,956,300
Interest on Saving Bank	8,770	6,732
Imprest Recd. From Main Accounts	-	42,000
<b>TOTAL (A)</b>	<b>11,468,152</b>	<b>8,649,221</b>
EXPENDITURE		
Salary & Service Charge	6,251,732	5,644,189
Pay & Allowance	4,354,961	-
I Card Expenses	-	6,060
Function Expenses	16,297	-
Refereshment Charges	9,667	11,549
Repairs & Maintenance Charges	86,451	5,123
Printing, Stationery & Photocopy Charges	-	1,255
Art & Craft Expenses	-	968
Conveyance Expenses	455	3,258
Dress Charges	-	4,500
Travelling Expenses	47,120	-
General Consumables	797,412	-
Miscellaneous Expenses	13,581	9,287
<b>TOTAL (B)</b>	<b>11,577,676</b>	<b>5,686,189</b>
<b>BALANCE BEING EXCESS OF INCOME OVER EXPENDITURE (A-B)</b>	<b>(109,524)</b>	<b>2,963,032</b>
Transfer to Institute Account	-	-
Transfer to / from General Reserve	-	-
<b>BALANCE BEING SURPLUS/ (DEFICIT) CARRIED TO RESERVE AND SURPLUS</b>	<b>(109,524)</b>	<b>2,963,032</b>

**INDIAN INSTITUTE OF TECHNOLOGY KANPUR**  
**CAMPUS SCHOOL**

**RECEIPTS AND PAYMENTS FOR THE YEAR ENDED 31st MARCH 2017**

(Amount-Rs)

RECEIPTS	CURRENT YEAR 31.03.2017	PREVIOUS YEAR 31.03.2016	PAYMENTS	CURRENT YEAR 31.03.2017	PREVIOUS YEAR 31.03.2016
<b>OPENING BALANCES</b>					
Balance With SBI	171,225	164,493	Fee Transferred to Institute	5,208,250	2,955,700
Cash in Hand	600	-	Expenses from Advances	318,400	-
Advance	1,800	-	Refundable Payments (Imprest)	-	42,000
Fee Collected	5,207,650	2,956,300	<b>Direct Payment by Main A/c</b>		
Interest on Saving Bank	8,770	6,732	Pay & Allowance	4,354,961	-
<b>Receipts From Main A/c</b>			<b>Direct Payment by Project A/c</b>		
Advances for Expenses	318,400	-	Salary & Service Charge Expense	6,251,732	-
Refundable Receipt (Imprest)	-	42,000	<b>CLOSING BALANCE</b>		
Prize Money For Student	14,000	-	Cash in Hand	-	600
Against Pay & Allowance	4,354,961	-	Balance With SBI	193,995	171,225
<b>Receipts from Project A/c</b>			Advances	1,800	-
Against Salary & Service Charge	6,251,732	-			
<b>TOTAL</b>	<b>16,329,138</b>	<b>3,169,525</b>	<b>TOTAL</b>	<b>16,329,138</b>	<b>3,169,525</b>

**INDIAN INSTITUTE OF TECHNOLOGY KANPUR****CAMPUS SCHOOL****STATEMENT OF CASH FLOWS FOR THE YEAR ENDED 31st MARCH 2017**

<b>CASH FLOWS FROM OPERATING ACTIVITIES</b>		Amount (Rs.)	Amount (Rs.)
	Student Fees	5,207,650	
Add:	Interest on Savings Bank A/c	8,770	
	Receipts from Main Account against Advances for Expenses	318,400	
	Receipts from Main Account for Prize Money	14,000	
	Receipts from Main Account for Pay & Allowances	4,354,961	
	Receipts from Projects' Account for Salary & Service Charges	6,251,732	
	Receipts against Advances to Employees	1,800	16,157,313
Less:	Fees Transferred to Main Account	5,208,250	
	Advances for Expenses	318,400	
	Pay & Allowances	4,354,961	
	Salary & Service Charges	6,251,732	
	Advances to Employees	1,800	16,135,143
	<b>Net Cash Flows from Operating Activities</b>		<b>22,170</b>
<b>CASH FLOWS FROM INVESTING ACTIVITIES</b>			
	Cash Receipts	0	
Less:	Cash Payments	0	
	<b>Net Cash Flows from Investing Activities</b>	<b>0</b>	
<b>CASH FLOWS FROM FINANCING ACTIVITIES</b>			
	Cash Receipts	0	
Less:	Cash Payments	0	
	<b>Net Cash Flows from Financing Activities</b>	<b>0</b>	
	<b>NET INCREASE IN CASH</b>	<b>22,170</b>	
	Closing Cash Balance as on 31.03.2017	193,995	
Less:	Opening Cash Balance as on 01.04.2016	171,825	
	<b>NET INCREASE IN CASH</b>	<b>22,170</b>	



**INDIAN INSTITUTE OF TECHNOLOGY KANPUR**  
**CAMPUS SCHOOL**

**BANK RECONCILIATION STATEMENT AS ON 31st MARCH 2017**

BALANCE AS PER BANK BOOK		DR	193,995
ADD: CHEQUE ISSUED BUT NOT CLEARED			
DATE	CHEQUE NO	AMOUNT	
			-
BALANCE AS PER BANK STATEMENT		CR	193,995

**INDIAN INSTITUTE OF TECHNOLOGY KANPUR**

**DEAN'S CAPITAL FUND**

**FINANCIAL STATEMENTS  
FOR  
THE FINANCIAL YEAR ENDED  
31<sup>ST</sup> MARCH '2017**

**INDIAN INSTITUTE OF TECHNOLOGY KANPUR**  
**DEANS' CAPITAL FUND ACCOUNT**

**BALANCE SHEET AS AT 31st MARCH 2017**

(Amount-Rs)

CORPUS/CAPITAL FUND & LIABILITIES	CURRENT YEAR 31.03.2017		PREVIOUS YEAR 31.03.2016
<b>Reserves &amp; Surplus</b>			
Opening Balance as at 01.04.2016	83,299,781		
Less : Old Provision Adjusted	20,750		
Add : C/F from Income & Expenditure Account	6,406,807	89,685,838	83,299,781
<b>Hostel Security &amp; Other Security</b>			
Opening Balance as at 01.04.2016	42,987,496		
Add : Received during the year	9,676,600		
Less : Refund during the year	5,743,000	46,921,096	42,987,496
<b>Current Liabilities</b>			
Expenses Payable		1,057,598	314,750
TDS Payable		-	6,423
<b>TOTAL</b>		<b>137,664,532</b>	<b>126,608,450</b>
<b>ASSETS</b>			
<b>Fixed Assets</b>			
Opening Balance as at 01.04.2016	12,586,026		
Add : Additions during the year	1,875,889		
Less : Depreciation for the year	1,508,781	12,953,134	12,586,026
<b>Investments</b>			
Opening Balance as at 01.04.2016	62,896,072		
Add : Made during the year	55,000,000		
Less : Encashed during the year	46,896,072	71,000,000	62,896,072
<b>Advances</b>			
Opening Balance as at 01.04.2016	329,250		
Less : Old Provision Adjusted	15,000	314,250	329,250
<b>Room Rent Receivables</b>	-		48,230
<b>Prepaid Expenses</b>	26,646		25,419
<b>Transfer to A/c I</b>	34,000,000		36,716,200
Accrued Interest	829,137		1,102,560
Advance Income Tax/TDS	23,721		23,721
Closing Balances - Balance With State Bank of India	18,517,644	53,397,148	12,880,972
<b>TOTAL</b>		<b>137,664,532</b>	<b>126,608,450</b>

**INDIAN INSTITUTE OF TECHNOLOGY KANPUR**  
**DEANS' CAPITAL FUND ACCOUNT**

**INCOME AND EXPENDITURE ACCOUNT FOR THE YEAR ENDED 31st MARCH 2017**

(Amount-Rs)

INCOME	CURRENT YEAR 31.03.2017	PREVIOUS YEAR 31.03.2016
Publication Fees	483,000	435,000
Career Development Programme	386,400	348,000
Student Amenities Subscription	3,861,900	3,742,200
Hostel Admission Fees	966,000	870,000
Room Rent - 50%	1,240,243	1,816,989
Interest on Investments	5,435,811	9,494,346
Interest Earned on Savings Bank A/C	878,623	739,548
Year Book Charges	80,500	112,597
Prior Period Adjustment	-	3,922,848
Donation by Student	334,741	55,450
<b>TOTAL (A)</b>	<b>13,667,218</b>	<b>21,536,978</b>
EXPENDITURE		
<b>ESTABLISHMENT / ADMINISTRATIVE EXPENSES</b>		
Miscellaneous Expenses (Halls)	689,205	263,226
Printing & Stationery	462,171	448,830
Repairs & Maintenance	262,940	153,725
Bank Charges	-	228
Salary Support SBRA Account	105,357	96,543
Security Charges	185,512	-
Service Charges (Others)	42,780	-
Service Charges (Halls)	4,003,665	4,181,815
Audit Fee	-	11,400
Books & Periodicals	-	22,364
Depreciation	1,508,781	14,180,977
<b>TOTAL (B)</b>	<b>7,260,411</b>	<b>19,359,108</b>
<b>BALANCE BEING EXCESS OF INCOME OVER EXPENDITURE (A-B)</b>	6,406,807	2,177,870
Fund Transfer to Institute	-	
<b>BALANCE BEING SURPLUS/ (DEFICIT) CARRIED TO RESERVE AND SURPLUS</b>	<b>6,406,807</b>	<b>2,177,870</b>

**INDIAN INSTITUTE OF TECHNOLOGY KANPUR**  
**DEANS' CAPITAL FUND ACCOUNT**

**RECEIPTS AND PAYMENTS FOR THE YEAR ENDED 31st MARCH 2017**

(Amount-Rs)

RECEIPTS	CURRENT YEAR 31.03.17	PREVIOUS YEAR 31.03.16	PAYMENTS	CURRENT YEAR 31.03.17	PREVIOUS YEAR 31.03.16
<b>OPENING BALANCE</b>			<b>ESTABLISHMENT / ADM. EXP.</b>		
Balance with State Bank of India	12,880,972	20,608,685	Miscellaneous Expenses (Halls)	373,225	263,226
			Service Charges (Hall)	4,324,838	3,860,642
<b>RECEIPTS (FROM INSTITUTE)</b>			Printing & Stationery	462,171	448,830
Publication	517,750	397,500	Repair & Maintenance	262,940	153,725
Year Book Charges	80,500	112,597	Bank Charges	-	228
Career Development Programme	414,200	318,000	Salary Support SBRA Account	106,584	121,962
Students Amenities Subscription	5,745,300	1,918,500	Books & Periodicals	-	22,364
Hostel Admission Fee	1,035,500	795,000	Audit Fees	-	11,400
			Security Charges	185,512	-
<b>OTHER INCOME</b>			Service Charges (Others)	42,780	-
Room Rent - 50%	1,288,473	1,768,759			
Interest Earnd on Investments	5,709,234	8,368,065	<b>FIXED ASSETS</b>		
Interest Earnd on Saving bank A/c	878,623	739,548	Equipment	617,076	1,737,808
Donation by Student for DCF	139,560	55,450	Furniture	373,696	333,525
			Computers	143,499	498,926
<b>REFUNDABLE RECEIPTS</b>			<b>REFUNDABLE PAYMENTS</b>		
Sr.Class Gift	195,181	451,000	Endowment Fund, DORA	-	451,000
<b>Temporary Loan &amp; Advances</b>			<b>Temporary Loan &amp; Advances</b>		
Advances	-	700,000	Warden Hall - XI	-	314,250
Hall Affairs	5,000,000	-	Institute	-	34,000,000
			Advances	-	700,000
<b>INVESTMENTS</b>			Hall Affairs	5,000,000	-
Investments Encashed	46,896,072	62,041,754	<b>INVESTMENTS</b>		
			Investments Made	55,000,000	45,000,000
<b>OTHER LIABILITIES</b>			<b>OTHER ASSETS</b>		
Hostel Security Money	10,371,600	8,150,000	Hostel Security Money Refunded	5,743,000	5,577,000
Refund of Security Deposit	-	39,000	Security Money Refunded	-	100,000
Security money (Cheques Reversed)	-	12,000			
			<b>CLOSING BALANCE</b>		
			Balance with SBI	18,517,644	12,880,972
<b>TOTAL</b>	<b>91,152,965</b>	<b>106,475,858</b>	<b>TOTAL</b>	<b>91,152,965</b>	<b>106,475,858</b>

**INDIAN INSTITUTE OF TECHNOLOGY KANPUR**  
**DEANS CAPITAL FUND**  
**STATEMENT OF CASH FLOW FOR THE YEAR ENDED 31st MARCH 2017**

<b><u>CASH FLOWS FROM OPERATING ACTIVITIES</u></b>		Amount (Rs.)	Amount (Rs.)
	Publications Receipts	517,750	
	Year Book Charges	80,500	
	Career Development Programme Receipts	414,200	
	Students Amenities Subscription Receipts	5,745,300	
	Hostel Admission Fees	1,035,500	
	Room Rent	1,288,473	
	Interest on Investments	5,709,234	
	Interest on Savings Bank	878,623	
	Donation by Student for DCF	139,560	
	Senior Class Gift	195,181	
	Hostel Security Deposit	10,371,600	<b>26,375,921</b>
Less:	Misc Expenses (Halls)	373,225	
	Service Charges (Hall)	4,324,838	
	Printing & Stationery	462,171	
	Repair & Maintenance	262,940	
	Salary Support SBRA Account	106,584	
	Security Charges	185,512	
	Service Charges (Others)	42,780	
	Hostel Security Money Refunded	5,743,000	<b>(11,501,050)</b>
	<b>Net Cash Flows from Operating Activities</b>		<b>14,874,871</b>
<b><u>CASH FLOWS FROM INVESTING ACTIVITIES</u></b>			
	Transferred from Hall Affairs	5,000,000	
	Investments Encashed	46,896,072	<b>51,896,072</b>
Less:	Equipment Purchased	617,076	
	Furniture Purchased	373,696	
	Computer Purchased	143,499	
	Transferred to Hall Affairs	5,000,000	
	Investments Made	55,000,000	<b>(61,134,271)</b>
	<b>Net Cash Flows from Investing Activities</b>		<b>(9,238,199)</b>
<b><u>CASH FLOWS FROM FINANCING ACTIVITIES</u></b>			
	Cash Receipts	0	
Less:	Cash Payments	0	
	<b>Net Cash Flows from Financing Activities</b>	<b>0</b>	
<b>NET INCREASE IN CASH</b>		<b>5,636,672</b>	
	Closing Cash Balance as on 31.03.2017	18,517,644	
Less:	Opening Cash Balance as on 01.04.2016	12,880,972	
	<b>NET INCREASE IN CASH</b>	<b>5,636,672</b>	

**INDIAN INSTITUTE OF TECHNOLOGY KANPUR**  
**DEANS' CAPITAL FUND**

**DETAILS OF INVESTMENTS AS ON 31.03.2017**

S.No.	Name of Bank	STDR No.	Date of Issue	Date of Maturity	Investment as on 01.04.2016	Maturity Value	Matured	Investment during the year	Investment as on 31.03.2017	Rate of Interest	Days	Interest Accrued Upto 31.03.17	Interest to be Received
1	UBI	537203340000265	04-03-14	08-03-17	1,896,072		1,896,072		-				Maturity
2	Canara Bank	2178303000099/1	04-05-13	04-05-16	9,500,000		9,500,000		-				Quarterly
3	Canara Bank	2178303000100/1	06-05-13	06-05-16	9,500,000		9,500,000		-				Quarterly
4	Canara Bank	2178303000101/1	06-05-13	06-05-16	1,000,000		1,000,000		-				Quarterly
5	P & S Bank	111400002969	29-10-13	29-10-16	10,000,000		10,000,000		-				Quarterly
6	Axis Bank	914040040724658	24-09-14	24-09-16	15,000,000		15,000,000		-				Quarterly
7	IDBI Bank	90107000055994	19.11.2014	19.11.2017	5,000,000				5,000,000	9.00%	23	28356	Quarterly
8	HDFC Ltd	KP/2037530	20.05.2015	06.05.2018	5,000,000				5,000,000	9.40%	0	0	Annually 31st March
9	LIC (HF)	633767	17.11.2015	17.11.2018	6,000,000				6,000,000	8.40%	0	0	Annually 31st March
10	HDFC Ltd	KP/2288154	19.05.2016	19.01.2018				10,000,000	10,000,000	8.55%	317	742562	Annually 31st March
11	HDFC Ltd	KP/2288130	19.05.2016	19.01.2018				10,000,000	10,000,000	8.30%	0	0	Quarterly
12	PNB HFL	1133000510702680	06.10.2016	06.06.2020				15,000,000	15,000,000	8.45%	0	0	Quarterly
13	UBI	306-100069	22.11.2016	27.11.2019				5,000,000	5,000,000	7.40%	25	25342	Quarterly
14	UBI	306-100068	22.11.2016	27.11.2019				5,000,000	5,000,000	7.40%	25	25342	Quarterly
15	SBI	36719297068	27.03.2017	26.04.2017				5,000,000	5,000,000	5.50%	5	3767	Quarterly
16	SBI	36719291066	27.03.2017	26.04.2017				5,000,000	5,000,000	5.50%	5	3767	Quarterly
	<b>TOTAL</b>				<b>62,896,072</b>		<b>46,896,072</b>	<b>55,000,000</b>	<b>71,000,000</b>			<b>829,137</b>	

**INDIAN INSTITUTE OF TECHNOLOGY KANPUR**  
**DEANS' CAPITAL FUND**

**SCHEDULE OF FIXED ASSETS AS AT 31.03.2017**

S. NO.	PARTICULARS	RATE	GROSS BLOCK				DEPRECIATION			NET BLOCK	
			AS AT 01.04.16	ADDITIONS DURING THE YEAR	DEDUCTIONS DURING THE YEAR	AS AT 31.03.17	AS AT 01.04.16	FOR THE YEAR	AS AT 31.03.17	31.03.17	31.03.16
1	COMPUTERS	19.50%	3,802,433	143,499	-	3,945,932	2,596,948	263,052	2,860,000	1,085,932	1,205,485
2	EQUIPMENT	9.50%	11,286,286	1,205,227	-	12,491,513	4,062,486	800,758	4,863,244	7,628,269	7,223,800
3	FURNITURE	9.50%	6,909,788	527,163	-	7,436,951	2,991,472	422,321	3,413,793	4,023,158	3,918,316
4	OTHER ASSETS (OLD)	9.50%	4,768,496	-	-	4,768,496	4,530,071	22,650	4,552,721	215,775	238,425
<b>TOTAL</b>			<b>26,767,003</b>	<b>1,875,889</b>	<b>-</b>	<b>28,642,892</b>	<b>14,180,977</b>	<b>1,508,781</b>	<b>15,689,758</b>	<b>12,953,134</b>	<b>12,586,026</b>



**INDIAN INSTITUTE OF TECHNOLOGY KANPUR**

**DEANS' CAPITAL FUND**

**BANK RECONCILIATION STATEMENT AS ON 31st MARCH 2017**

**SBI A/C NO 10426004791**

BALANCE AS PER BANK BOOK DR 18,517,644

**LESS: AMOUNT DEBITED BY US BUT NOT CREDITED IN BANK**

DATE	CHEQUE NO	AMOUNT	
31.03.17	46366	<u>504,000</u>	504,000

**ADD: CHEQUE ISSUED BUT NOT PRESENTED**

DATE	CHEQUE NO	AMOUNT	
22.03.17		18,000	
28.03.17		147,720	
29.03.17		<u>104,443</u>	270,163

BALANCE AS PER BANK STATEMENT CR 18,283,807

**INDIAN INSTITUTE OF TECHNOLOGY KANPUR**

**STUDENT GYMKHANA**

**FINANCIAL STATEMENTS  
FOR  
THE FINANCIAL YEAR ENDED  
31<sup>ST</sup> MARCH '2017**

**INDIAN INSTITUTE OF TECHNOLOGY KANPUR**  
**STUDENTS' GYMKHANA ACCOUNT**

**BALANCE SHEET AS AT 31st MARCH 2017**

(Amount-Rs)

CORPUS/CAPITAL FUND & LIABILITIES	CURRENT YEAR 31.03.2017		PREVIOUS YEAR 31.03.2016
<b>Reserves &amp; Surplus</b>			
Opening Balance as at 01.04.2016	8,549,758		
Add: C/f from Income & Expenditure Account	3,015,374	11,565,131	8,549,757
<b>TOTAL</b>		<b>11,565,131</b>	<b>8,549,757</b>
<b>ASSETS</b>			
<b>Investments</b>			
Opening Balance as at 01.04.2016	6,416,122		
Add: Made during the year	306,050		
Less: Encashed during the year	-	6,722,172	6,416,122
<b>Accrued Interest</b>			
Interest accrued on FDRs		1,102,763	803,462
Transfer - IITK		8,400	8,400
<b>Bank Balances</b>			
Balance with Bank		3,731,796	1,321,773
<b>TOTAL</b>		<b>11,565,131</b>	<b>8,549,757</b>

**INDIAN INSTITUTE OF TECHNOLOGY KANPUR**  
**STUDENTS' GYMKHANA ACCOUNT**

**INCOME AND EXPENDITURE ACCOUNT FOR THE YEAR ENDED 31st MARCH 2017**

(Amount-Rs)

INCOME	CURRENT YEAR 31.03.2017	PREVIOUS YEAR 31.03.2016
Interest on FDRs	605,351	952,174
Student Contribution	2,324,000	2,238,250
Matching Grant from Institute	1,623,311	-
President Council	616,665	129,075
Games Council	322,437	1,173,607
Cultural Council	45,250	252,020
New SAC	25,162	19,432
Techkriti/Antaragni	659,068	1,136,360
Science & Technology	377,960	-
FMC Council	32,900	43,800
Senator Seed Fund	-	7,630
Takneek & Udgosh	-	18,514
Misc Receipts	47,900	5,049
<b>TOTAL (A)</b>	<b>6,680,004</b>	<b>5,975,911</b>
EXPENDITURE		
Bank Charges	3,844	18,759
President Council	487,679	450,188
Games Council	761,244	1,612,218
FMC Council	296,547	155,664
Techkriti/Antaragni	658,798	1,136,360
Cultural Council	550,853	978,863
New SAC	29,671	96,935
Science & Technology	592,911	470,693
Chairman Seanate A/c	16,609	68,230
Senator Seed Fund	97,483	161,328
Takneek & Udgosh	168,992	346,857
<b>TOTAL (B)</b>	<b>3,664,631</b>	<b>5,496,095</b>
<b>BALANCE BEING SURPLUS/(DEFICIT) CARRIED TO RESERVE AND SURPLUS</b>	<b>3,015,374</b>	<b>479,816</b>

**INDIAN INSTITUTE OF TECHNOLOGY KANPUR**  
**STUDENTS' GYMKHANA ACCOUNT**

**RECEIPTS AND PAYMENTS FOR THE YEAR ENDED 31st MARCH 2017**

(Amount-Rs)

RECEIPTS	CURRENT YEAR 31.03.2017	PREVIOUS YEAR 31.03.2016	PAYMENTS	CURRENT YEAR 31.03.2017	PREVIOUS YEAR 31.03.2016
<b>OPENING BALANCE</b>			<b>ESTABLISHMENT/ADM. EXP.</b>		
Balance with State Bank of India	1,321,774	1,723,556	Bank Charges	3,844	18,759
<b>OTHER INCOME</b>			<b>OTHER PAYMENTS</b>		
Students Contribution	2,324,000	2,229,850	President Council	487,679	450,188
Matching Grant from the Institute	1,623,311	-	Games Council	761,244	1,612,218
Interest on Investments	306,050	148,712	FMC Council	296,547	155,664
<b>OTHER RECEIPT/REFUNDS</b>			Techkriti/Antaragni	658,798	1,136,360
President Council	616,665	129,075	Cultural Council	550,853	978,863
Games Council	322,437	1,173,607	New SAC	29,671	96,935
Science & Technology	377,960	-	Science & Technology	592,911	470,693
FMC Council	32,900	43,800	Chairman Student Seanate A/c	16,609	68,230
Techkriti/Antaragni	659,068	1,136,360	Senator Seed Fund	97,483	161,328
Cultural Council	45,250	252,020	Takneek	168,992	346,857
New SAC	25,162	19,432	<b>INVESTMENTS</b>		
Senator Seed Fund	-	7,630	FDR Made	1,306,050	600,000
Takneek	-	18,514			
Misc Receipts	47,900	5,049	<b>CLOSING BALANCE</b>		
<b>INVESTMENTS</b>			Balance with State Bank of India	3,731,796	1,321,773
FDR Encashed	1,000,000	530,263			
<b>TOTAL</b>	<b>8,702,477</b>	<b>7,417,868</b>	<b>TOTAL</b>	<b>8,702,477</b>	<b>7,417,868</b>

**INDIAN INSTITUTE OF TECHNOLOGY KANPUR**

**STUDENTS' GYMKHANA ACCOUNT**

**STATEMENT OF CASH FLOWS FOR THE YEAR ENDED 31st MARCH 2017**

	Amount (Rs.)	Amount (Rs.)
<b>CASH FLOWS FROM OPERATING ACTIVITIES</b>		
Students Contribution	2,324,000	
Matching Grant from the Institute	1,623,311	
President Council	616,665	
Games Council	322,437	
Science & Technology	377,960	
FMC Council	32,900	
Techkriti/ Antaragni	659,068	
Cultural Council	45,250	
New SAC	25,162	
Interest on Investments	306,050	
Misc Receipts	47,900	6,380,703
Less: President Council	487,679	
Games Council	761,244	
FMC Council	296,547	
Techkriti/ Antaragni	658,798	
Cultural Council	550,853	
New SAC	29,671	
Science & Technology	592,911	
Chairman Student Seanate A/c	16,609	
Senator Seed Fund	97,483	
Bank Charges	3,844	
Takneek	168,992	3,664,631
<b>Net Cash Flows from Operating Activities</b>		<b>2,716,072</b>
<b>CASH FLOWS FROM INVESTING ACTIVITIES</b>		
Cash Receipts	1,000,000	
Less: Cash Payments	1,306,050	
<b>Net Cash Flows from Investing Activities</b>	<b>(306,050)</b>	
<b>CASH FLOWS FROM FINANCING ACTIVITIES</b>		
Cash Receipts	0	
Less: Cash Payments	0	
<b>Net Cash Flows from Financing Activities</b>	<b>0</b>	
<b>NET INCREASE IN CASH</b>	<b>2,410,022</b>	
Closing Cash Balance as on 31.03.2017	3,731,796	
Less: Opening Cash Balance as on 01.04.2016	1,321,774	
<b>NET INCREASE IN CASH</b>	<b>2,410,022</b>	

**INDIAN INSTITUTE OF TECHNOLOGY KANPUR**  
**STUDENTS' GYMKHANA**

**BANK RECONCILIATION STATEMENT AS ON 31.03.2017**  
**STATE BANK OF INDIA A/C NO 00000010426002240**

**BALANCE AS PER BANK BOOK** **DR** **3,731,796**

**ADD: CHEQUE ISSUED BUT NOT PRESENTED**

<b>DATE</b>	<b>CHEQUE NO</b>	<b>AMOUNT</b>	
01.02.17	637222	25,402	
16.03.17	637247	2,647	
16.03.17	637246	3,813	
29.03.17	637257	5,638	
29.03.17	637258	118,600	
29.03.17	637259	10,498	
29.03.17	637260	48,461	
29.03.17	637261	989	
29.03.17	637262	10,035	
29.03.17	637263	4,653	
29.03.17	637264	9,132	
29.03.17	637265	4,686	
29.03.17	637266	3,800	
29.03.17	637267	11,500	
29.03.17	637268	41,420	
29.03.17	637269	49,462	<b>350,736</b>

**BALANCE AS PER BANK STATEMENT** **CR** **4,082,532**

---

**INDIAN INSTITUTE OF TECHNOLOGY KANPUR**  
**STUDENTS' GYMKHANA ACCOUNT**

**DETAILS OF INVESTMENT AS ON 31.03.2017**

Sl. No.	Name of Bank	FDR No.	Interest rate	FDR AMOUNT	Maturity Value	Date of Investment	Date of Maturity	No.of days till	Interest accrued as on 31.03.2017	Interest accrued as on 31.03.2016
								31.03.2017		
1	HDFC	537203030133131	8.30%	600,000	600,000	27.01.2016	27.10.2019	365	49,800	8,844
2	UBI	537203030137364	9.00%	869,136	1,135,135	05.09.2014	05.09.2017	365	78,222	122,676
3	UBI	537203030137475	9.05%	1,315,662	1,720,843	24.10.2014	24.10.2017	365	119,067	170,793
4	UBI	537203030137566	8.95%	1,315,662	1,715,801	13.12.2014	13.12.2017	365	117,752	152,820
5	UBI	537203030137663	8.60%	1,315,662	1,698,262	04.02.2015	04.02.2018	365	113,147	130,459
6	UBI	537203030140216	7.30%	1,306,050	1,404,034	02.11.2016	02.11.2017	150	39,182	-
<b>TOTAL</b>				<b>6,722,172</b>	<b>8,274,075</b>				<b>517,170</b>	<b>585,593</b>